

In June and July 2019, VPUU NPC gathered data from each household living in Overhills at that time. This data collection was part of the Informal Settlement Support Programme [ISSP], for future planning, prioritization and implementation of key interventions by the Western Cape Government Department of Human Settlements [WCG DHS].

As part of the ISSP, VPUU NPC is the appointed NGO for your town to provide:

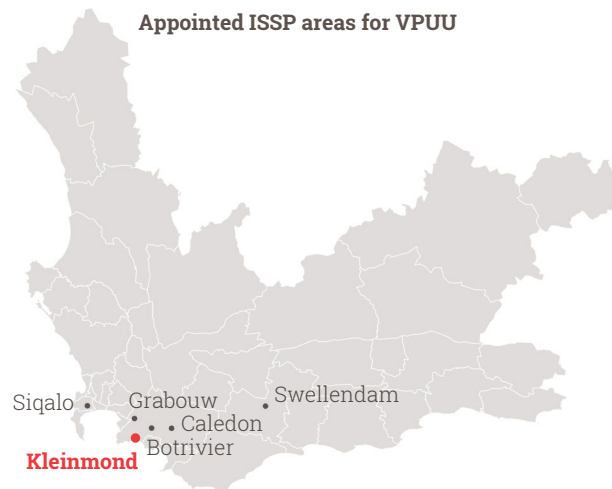
- community participation
- leadership training
- household survey

This brochure explains the findings of the household survey in your neighbourhood. Since

population statistics are always changing, the data is only a snapshot of what Overhills was like in June and July 2019. Verification is ongoing. The data will inform the future planning and upgrading of the settlement, involving community partners, the Western Cape Government and Overstrand Municipality.

#### Who was surveyed?

- 1578 people in 749 households in 698 structures in Overhills
- 239 households in backyard structures were surveyed in Mountain View, Poppedorp and Proteadorp; those findings are shared in a separate brochure



## Informal Settlement Support Programme

# Overhills

## Household Survey Findings at-a-Glance



**Please note:** This survey is not related to the housing register. VPUU NPC is not responsible for interactions with community members for housing provision and/or relocation.

If you are **not** registered on the housing list, please go to the municipal office to submit your details. Please also remember to update your information.

#### Violence Prevention through Urban Upgrading

215 Lower Main Road  
Observatory  
Cape Town 7925  
+27 [0]21 447 0086  
www.vpuu.org.za  
hello@vpuu.org.za  
NPC Registration:  
2013/060455/08  
PBO Number: 930043969

Instagram Twitter Facebook VPUUSA  
YouTube VPUU NPC

If you or someone you know have any questions please contact:

**Priscilla Erasmus**  
Stakeholder Engagement  
VPUU NPC  
082 695 7717

**Riaan Kuchar**  
Project Manager  
Overstrand Municipality  
028 313 8900

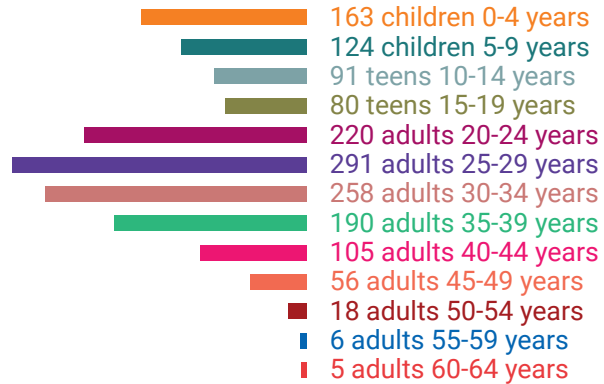


## Enumeration

What are our sexes?

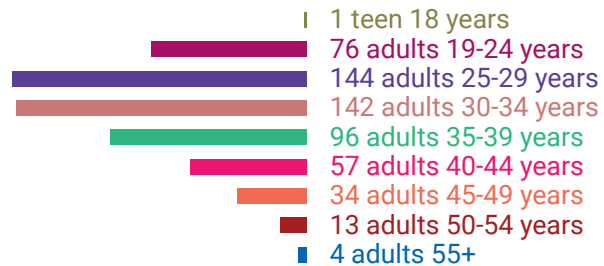


How old are we?



Who are our household heads?

16% of household heads are males between 25 and 29 years.



How many people are in each household?



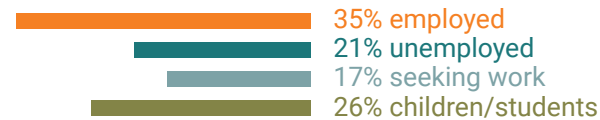
On average 2.2 people

How many households receive social grants?

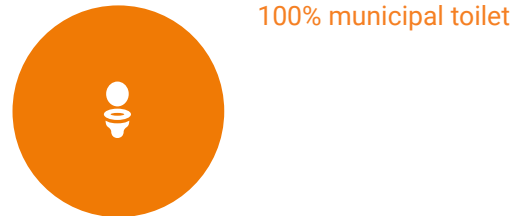
Most social grants accessed are child support grants.




What is our employment status?



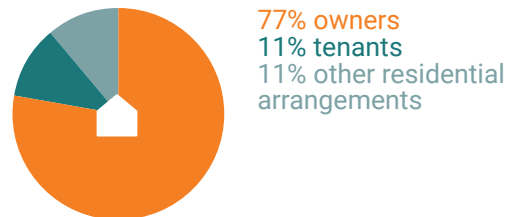
How do we access sanitation?



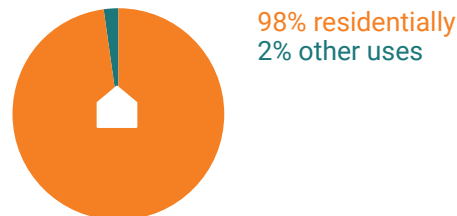
How do we access water?



What is our tenure status?



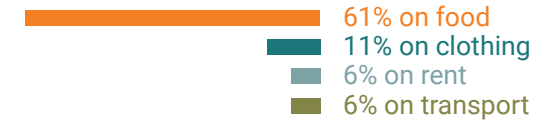
How are our structures used?



## Socio-economic household survey

How high is our monthly household expenditure?

On average, R1348.

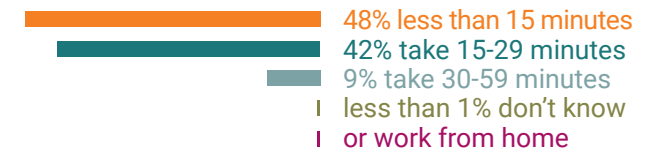


How do we move?

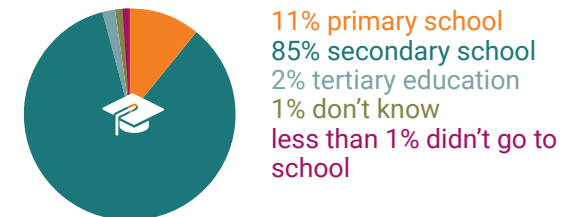


How long do we take to travel to work?

90% take less than 30 minutes; 99% take less than an hour.



For how long did we attend school?



What are our community priorities?

