

**AGENDA of the
Portfolio Committee : Protection Services
7 November 2023
(Also the agenda for the Mayoral Committee Meeting : 15 November 2023)**

**2.
MONTHLY MONITORING REPORT FOR THE PERIOD 01 AUGUST – 31 AUGUST
2023: DIRECTORATE: PROTECTION SERVICES**

**N Michaels
11 September 2023**

Director: Protection Services

(028) 313 8054

1. Executive Summary

To report on the functioning and activities of the Directorate: Protection Services for the period 01 August – 31 August 2023.

2. Service Delivery and Budget Implementation Plan - IGNITE

Directorate: Protection and Security Services
Protection and Security Services

3. Compliance with Strategic Priorities

Provision of democratic, accountable and ethical governance
Creation and maintenance of a safe and healthy environment

4. Delegated Authority

Executive Mayor

5. Legal Requirements

By-laws of the Overstrand Municipality
Overstrand Municipality: Zoning Scheme
National Building Regulations and Standards Act, No. 103 of 1977
Land Use Planning Ordinance, No. 15 of 1985
Western Cape Land Use Planning Act, No. 3 of 2014
National Road Traffic Act, No. 93 of 1996
Service Delivery and Budget Implementation Plan (SDBIP) 2023/2024

6. Background/Discussion/Evaluation/Conclusion

Background

This report's purpose is to inform the Council of the functioning and activities of the various sections (Traffic & Licensing, Law Enforcement & Task Team, K9 Unit and Fire, Rescue & Disaster Management and Security Services in the Directorate: Protection Services for the period 01 August – 31 August 2023.

**AGENDA of the
Portfolio Committee : Protection Services
7 November 2023
(Also the agenda for the Mayoral Committee Meeting : 15 November 2023)**

7. Financial Implications

None

8. Staff Implications

None

9. Comments from other Departments, Divisions and Administrations

None

10. Annexures

Annexure A:	Statistical Report:	Traffic & Licensing
Annexure B:	Statistical Report:	Law Enforcement & Task Team
Annexure C:	Statistical Report:	K9 Unit
Annexure D:	Statistical Report:	Fire, Rescue, Disaster Management & Security Services

RECOMMENDATION:

that the Monthly Monitoring Report of the functioning and activities of the Directorate: Protection Services for the period 01 August – 31 August 2023, **be noted.**

RESPONSIBLE OFFICIAL :

NJ MICHAELS

TARGET DATE FOR IMPLEMENTATION :

TO BE NOTED



OVERSTRAND TRAFFIC
MONTHLY STATS
DATE : AUGUST 2023

	Hermanus	Kleinmond	Gansbaai	TOTAL	Aug-22
LICENSING OF DRIVERS					
Learners drivers without supervision	0	5	1	6	15
Unlicensed drivers	85	52	37	174	370
Other offences regarding driver licensing	91	52	45	188	395
REGISTRATION/LICENSING OF M/V'S					
Numberplate offences	8	8	6	22	52
Unlicensed/Unregistered motor vehicle	331	66	19	416	470
Other offences re.registration & licensing	334	66	24	424	477
MOVING VIOLATIONS					
Illegal overtaking	0	3	2	5	11
Inconsiderate driving	1	0	2	3	3
Road signs(other)	2	7	0	9	10
Stop signs	2	5	13	20	59
Other moving violations	7	6	1	14	24
STOPPING & PARKING					
Causing danger/ obstruction	3	1	5	9	9
Parking:exclusive parking bays(loading/Bus zone)	48	0	0	48	47
Parking:prohibited not mentioned elsewhere	82	57	6	145	218
Stopping where prohibited	5	0	6	11	35
LOADS AND PROJECTIONS					
Overload passengers	0	0	21	21	22
VEHICLE DEFECTS					
Defective service/parking brakes	2	1	0	3	24
Defective tyres	11	13	32	56	71
Other defects	7	5	17	29	185
OTHER AND PUBLIC M/VEHICLE OFFENCES					
Overload passengers	4	0	0	4	41
Public driving permit	11	0	0	11	53
Road transportation	3	0	0	3	16
Other public m/vehicle offences	10	0	1	11	76
Cellphone offences	7	2	7	16	60
Seatbelt	1	18	21	40	163
Other offences	1	6	0	7	35
TOTAL	1 056	373	266	1 695	2941
RAND VALUE	R 628 900	R 267 366	R 381 000	R 1 277 266	R2 082 050

Speeding offences - mobile camera	3740	5586	0	9326	7223
Accidents	15	6	3	24	15
Deceased	0	0	0	0	1

Extract from Traffic Statistics

COMMENTS

VCP's held	10
Vehicles stopped	4 129
Cases	1 716
Accidents	24
Deceased	0
Speeding offences	9 326

SUMMARY K53		
TRANSACTIONS	NUMBER	VALUE
Learners Licence Appointments	248	R 16 864,00
Learners Licence Issued	127	R 4 158,00
Duplicate Learners Licence	6	R 165,00
Drivers Licence Appointments	147	R 25 175,00
Drivers Licence Issued	884	R 119 700,00
Renewal of Drivers Licence	814	R 113 960,00
Temporary Drivers Licence	511	R 19 530,00
PRDP's	121	R 9 600,00
TOTAL	2858	R 309 152,00

Extract from Enatis

SUMMARY ROADWORTHY		
TRANSACTIONS	NUMBER	VALUE
Application for RWC (Bus)	27	R 5 070,00
Application for RWC (Goods Vehicle)	40	R 7 605,00
Application for RWC (Motorcycle)	21	R 1 400,00
Application for RWC (Other)	271	R 44 550,00
Certification of Roadworthiness	334	R 18 370,00
TOTAL	693	R 76 995,00

Extract from Enatis

SUMMARY MOTOR VEHICLE REGISTRATION & LICENSING		
TRANSACTIONS	NUMBER	VALUE
License renewals	2284	R 543 928,20
Vehicle registrations	1046	R 685 719,00
Other	6279	R 33 342,50
TOTAL	9609	R 1 262 989,70

Extract from Enatis

TRAFFIC COURT SECTION				
	Aug 2022		Aug 2023	
Processed Cases	677	R 359 212,00	1539	R 591 510,00

Extract from Enatis

ACTUAL INCOME		
	Aug 2022	Aug 2023
Payments for TCS, Provincial Fines, Contempt of Court and Disabled Stickers	R 363 494,00	R 761 536,00

Extract from SAMRAS

EDUCATIONAL CAMPAIGNS

01.08.2023	Hermanus High School visit, regarding complaints of learner transport.
01.08.2023	Visit Overstrand Taxi Association for Public Transport Awareness.
02.08.2023	Road Safety Education and Danny Cat at Curro Hermanus School.
11.08.2023	Road Safety Education and Danny Cat at Goodhope EC Centre in Gansbaai.
22.08.2023	Distributed safety clothing to Hermanus Waldorf Primary School.
25.08.2023	Road Safety Education and Danny Cat at Krappies and Kreefies Pre-Primary School in Kleinmond.
29.08.2023	Road Safety Awareness and Danny Cat at De Bron Primary School.
30.08.2023	Road Safety Talk and Danny Cat at Zwelihle Primary School.
31.08.2023	Road Safety Awareness at Gansbaai Primary School.

Approved by: Rudi Fraser

Senior Manager: Traffic, Law Enforcement, Task Team & K9 Unit

Extract from monthly statistics

**OVERSTRAND LAW ENFORCEMENT
MONTHLY STATISTICS - AUG 2023**



AREA	KM	HERM	GB/ST					
OFFICIALS PER AREA	3	11	5					
EPWP PER AREA	5	8	5					
CHRYSLIS PER AREA	0	0	0					
REACTION OFFICERS PER AREA	5	7	0					
OFFENCES	KM	HERM	GB/S	TOTAL CASES	WARNING NOTICES	FINES ISSUED	VALUE	COMPARISON AUG 2022
1. BY-LAW RELATING TO STREET, PUBLIC PLACES AND THE PREVENTION OF PUBLIC NUISANCES								
Abusive language in public	1		2	3		3	R300	1
Urinate in public	7	6	6	19		19	R1 900	10
Consume liquor in public	2	57	38	97		97	R48 500	98
Be drunk in public	1	1	3	5		5	R2 500	1
Display or offer goods for sale in public	1	3		4		4	R2 000	7
Camp or erect shelter unless in designated area	4	10	6	20		20	R10 000	4
Start a fire, unless in designated fireplace		14	2	16		16	R16 000	5
Plant, Cut a tree alongside a public road		1		1		1	R300	4
Leave, store materials in a public place		4		4	4			
Public nuisance	4	37		41				
2. INTEGRATED WASTE MANAGEMENT BY-LAW								
Drop any litter in a public place	2			2		2	R6 000	9
Dropany litter or waste into any public place	2	1	2	5	1			
Transporting loose waste without a suitable net	6	7	2	15		15	R22 500	7
Open unhygeienic waste containers			1	1		1	R500	4
Burning of waste		3		3		3	R10 500	
Disturb anything from receptable			2	2		2	R2 000	
3. BY-LAW RELATING TO THE KEEPING OF DOGS & CATS								
Bringing a wild an dangerous dog in public								6
Allowing a dog in the public place without being kept on a leash		4	9	13		13	R6 500	7
keeping more than 2 dogs on premises	1		1	2	2			
Allowing a dog in his/her control to attack put fear into a pearson	1	1		2		2	R2 000	4
Keeping a dog on premises not fenced	2	2		4	4			2
Keeping a dog which barks causing an nuisance	1		2	3	1	1	R100	
Cats impound		4	1	5				3
Dog impound	2	18	8	28				14
Dog nuisance	13	18	1	32				
4. PARKING MANAGEMENT BY-LAW								
Operate as a parking attendant without valid registration permit		95	1	96		96	R48 000	161
Disobey lawful instruction		2		2		2	R2 000	
Clean & wash vehicle without written consent		33		33		33	R49 500	35
5. NATIONAL ROAD TRAFFIC ACT								
Owner fails to licence vehicle	57	140	26	223		223	R111 500	
No license disk on windscreen		45	38	83		83	R41 500	
Numberplate obscured or illegible	4	21	1	26		26	R13 000	
Parked causing obstruction	3	9		12		12	R12 000	
Fail to display numberplate (one plate)	5	15	3	23		23	R11 500	
Fail to display numberplate (two plates)	1	3	1	5		5	R5 000	
Defective lamps	16	16	1	33		33	R16 500	

Operate m/v with worn or damage tyre	11	57	15	83		83	R41 500	
Disregard disable parking	2	20		22		22	R17 600	
Defective hooter	2	8		10		10	R3 000	
Parking on sidewalk	1	6		7		7	R3 500	
Driving without drivers license B/EB	3	116	13	132		132	R132 000	
Driving license not in vehicle B/EB	6	114	13	133		133	R66 500	
Parked on the wrong side of the road	4	28	2	34		34	R17 000	
Disregard red-line	1	23	5	29		29	R14 500	
Leamer driver not accompanied by license driver	1		1				R1 400	
Tyres less than 1mm	1	8	4	13		13	R3 900	
Cracked windscreen	5						R2 500	
Driving without drivers license HMV/EC	9						R18 000	
Driving license not in vehicle HMV/EC	6	1		7		7	R3 500	
Defective parking brake	1	1		2		2	R1 400	
Operate unroadworthy m/v	1	16	1	18		18	R54 000	
Adult not wearing a seatbelt	1	14	1	16		16	R8 000	
Disregard no parking R216	1						R500	
Parked on a loading zone		13	1	14		14	R11 200	
Disregard stop sign		29	1	30		30	R46 000	
Disregard Yellow line		12		12		12	R6 000	
Fire extinguisher not in minibus		2		2		2	R2 000	
Parked outside white boundary lines		2		2		2	R600	
Parked vehicle on traffic island		2		2		2	R1 000	
Registration plate not SABS 1116 mark		1		1		1	R500	
Disregard robot		1		1		1	R2 000	
No crash helmet		1		1		1	R1 000	
Operate a road base public transport Impound		27		27		27	R42 500	
No original operating license		14		14		14	R14 000	
No professional driving permit P(PRDP)		18		18		18	R54 000	
PRDP not in vehicle		18		18		18	R27 000	
Driving without reasonable consideration		3		3		3	R7 500	
Disregard overtaking line		2		2		2	R5 000	
Operate vehicle contrary to conditions of notice		3		3		3	R10 500	
No professional driving permit G (PRDP)		2		2		2	R5 000	
PRDP not in vehicle G (PRDP)		2		2		2	R2 000	
Failing upon demand to produce license disk		1		1		1	R500	
6. BY-LAW RELATING TO ELECTRICITY SUPPLY								
Interfere with metering equipment		1		1		1	R5 000	3
Remove break a seal		1		1		1	R5 000	
7. NATIONAL BUILDING REGULATIONS								
Unreasonable disturbing the peace- Notices from building department		9		9				1
8. TOWN PLANNING								
Inspection/ Notice delivered	2	6	1	9				2
Liquor License Inspection								1
9. BUSINESS ACT								
Carry on a business without business licence		50	1				R51 000	14
Business license inspection		1		1		1	R500	
10. LAND INVASION								
Illegal structure inspection	46	14	10	70				103
Illegal structure demolished	2	13	8	23				6
Illegal extention	1			1				

11. COURT RELATED								
Summonses	317	714	170	1201			R99 250	428
Subpoenas		4		4				1
12. GENERAL								
Health and Safety inspections	11	28	3	42				47
Crime prevention patrols			3	3				
Assist other departments	4	5	3	12				
Meetings	8	6		14				6
School visits	2	2	3	7				1
Joint Operations	1	5	1	7				5
Municipal Inspection		25	2	27				34
Confiscated goods/ Abandoned	2	10	1	13				4
Noise nuisance		2		2				3
Insurance claims		3		3				
Vagrants		16	1	17				2
VCP's		25	13	38				51
Events		2		2				
Certifying	4	11	3	18				
Other		21		21				87
13. OUTDOOR ADVERTISING								
Unlawful advertising/ Boards impound	1	1		2	2			1
Estate agent boards impound								
14. K9 OPERATIONS								
Vehicle searches		25		25				17
Premises searches		2		2				
15. SOCIAL DISTRESS / RIOTS								
Unrest	1	3	1	5				
16. BY-LAW RELATING TO TREES								
Remove a tree								
Total	595	2113	438	3146	14	1403	R1 230 750	2557
								R1 193 800

Total
Value

TOTAL FINES IS BASED ON THE J534, 341 & SECTION 56 FINES ISSUED AND NOT THE TOTAL RAND VALUE RECEIVED.

Approved by: Rudi Fraser
Senior Manager: Traffic, Law Enforcement, Task Team & K9 Unit

Extract from monthly statistics



OVERSTRAND LAW ENFORCEMENT TASK TEAM & SPECIALIZED SERVICES
MONTHLY STATISTICS: AUGUST 2023



<u>Offenses</u>	<u>Quantity</u>	<u>Total Arrest</u>	<u>Total Cases</u>	<u>Estimated R-Value</u>
Warrant of arrest, wanted suspect arrested	28	28	28	-
Drunk and disorderly	1	1	1	-
Undocumented foreigner	2	2	2	-
Attempted murder	1	1	1	-
Fraud	2	2	2	-
Driving under the influence of alcohol	1	1	1	-
Possession of dangerous weapon	1	1	1	-
Illegal ammunition	1 x 9mm round	1	1	R20.00
Possession of stolen goods	1 phone 13+ Flatscreens, TV remote, screw drivers, cellphones	4	2	R21 000.00
Bribery	R1 000	1	1	R1 000.00
Transporting of fish, without a permit, possession of illegal gillnets	130 Steenbras most undersized 1 leervis 1 elf 1 barber 1 spotted granta Some of fish was still in Berry 1 Hilux double cab 1 vessel 2 gillnets Diving suits	6	2	R355 000.00
Possession of diving equipment in restricted area, diving in restricted area	Vessel (U-E-24804) - Ark Floatable (Grey) with x 2 Yamaha 90 HP motors * X1 Flipper (Orange) * X1 Flipper (Black) * X1 Pair of Flippers (Orange) * X5 Weight Belts	2	1	R300 000.00



OVERSTRAND LAW ENFORCEMENT TASK TEAM & SPECIALIZED SERVICES
MONTHLY STATISTICS: AUGUST 2023



Abandoned abalone	2313		4	R248 135.00
Illegal possession of abalone, attempted murder, reckless and negligent driving	2729	4	3	R309 363.00
Vehicles impound	Nissan Almera, Nissan NP 200, Polo Classic, Nissan vehicle, Opel Astra, Opel Corsa		6	R360 000.00
Dealing in liquor				
Dealing in drugs	22 bankies dagga	1	1	R2 860.00
Illegal possession of drugs	1	1	1	R150.00
	Cannabis			
	Mandrax:			
	Crystal meth:1 x R150			
		56	58	Estimated Grand Total: R1 597 528.00

Approved by: Rudi Fraser
 Senior Manager: Traffic, Law Enforcement, Task Team & K9 Unit

Extract from monthly statistics

OVERSTRAND FIRE & DISASTER MANAGEMENT
MONTHLY STATISTICS : AUGUST 2023



	GANSBAAI	STANFORD	HERMANUS	HANGKLIPIKLEINMOND	TOTAL INCIDENTS	AUGUST 2022
VELD FIRES:						
Large Veld Fires	0	0	0	0	0	0
Mountain Fire	0	0	0	0	0	0
Road Shoulder	0	0	0	0	0	1
Vegetation Fire	2	1	7	1	11	5
Rubble Fire	2	0	2	1	5	9
Prescribe Burn	0	0	0	0	0	2
Domestic Fire	1	0	2	0	3	3
False Alarm Good Intent	1	1	2	1	5	4
STRUCTURAL FIRES:						
Hospitals	0	0	0	0	0	0
Housefire	1	0	3	2	6	3
Industrial Fire	0	0	0	0	0	0
Informal Settlement	0	0	1	0	1	4
Out buildings	0	0	0	0	0	0
Residential Building	0	0	0	0	0	0
School	0	0	0	0	0	0
Shopping Centre	0	0	0	0	0	0
Storage	0	0	0	0	0	1
Backyard dwelling	1	0	3	1	5	1
Other	0	0	0	0	0	1
False Alarm Good Intent	0	0	0	0	0	1
RESCUE:						
Confined Space rescue	0	0	1	0	1	0
Structural collapse	0	0	0	0	0	0
Trench rescue	0	0	0	0	0	0
Water rescue	0	0	0	1	1	0
Wilderness Search and Rescue	1	0	0	0	1	1
Body recovery	0	0	0	0	0	0
Other	0	0	0	0	0	2
False Alarm Good Intent	0	0	0	0	0	0
False Alarm Good Intent	0	0	0	0	0	0
Air Craft:						
AUTOMOBILE:						
Motor Vehicle Accident (MVA)	4	1	12	3	20	12
Pedestrian Vehicle Accident (PVA)	0	0	0	0	0	0
Truck accident	0	0	0	0	0	1
Truck fire	0	0	0	0	0	0
Vehicle fire	0	0	2	1	3	2
Other	0	1	0	1	2	1
Medical Incident	2	0	1	5	8	6
False Alarm Good Intent	0	0	0	0	0	1
SOCIAL DISTRESS						
False Alarm Good Intent	0	1	2	0	3	0
HAZMAT:						
Spillage	0	0	1	0	1	2
Liquid and Gas	0	0	0	0	0	0
Other	0	0	0	0	0	0
SPECIAL SERVICES: (non-emergency)						
FLOODS						
False Alarm / Good Intent	0	0	0	1	1	1
MONTHLY TOTAL	15	5	39	17	76	64

PLOT CLEARING	GANSBAAI	STANFORD	HERMANUS	HANGKLIIP/KLEINMOND	TOTAL
Total inspections:	34	1	57	38	130
First inspections	0	0	22	7	29
Second inspections	3	0	27	8	38
Rates clearance inspections	31	1	8	23	63
Notices issued	9	0	12	8	29
Cleared by Contractor	0	0	0	0	0
Cleared by owner	21	0	18	21	60

FIRE SAFETY & AWARENESS ACTIVITIES	GANSBAAI	STANFORD	HERMANUS	HANGKLIIP/KLEINMOND	TOTAL
BUILDING INSPECTIONS	0	0	0	0	0
BUSINESS LICENSES	0	1	0	0	1
EVENT INSPECTIONS	0	0	1	0	1
EARLY LEARNING INSPECTIONS	0	0	0	0	0
POLLUTION CERTIFICATES	0	0	0	0	0
FIRE HYDRANT INSPECTIONS	131	0	190	128	449
FLAMMABLE STORAGE :					
- LIQUID FUELS	0	0	0	0	0
- LPG INSTALLATIONS	0	2	12	2	16
BUILDING PLAN SCREENINGS	30	0	90	18	138
TOWN PLANNING APPLICATION FIRE SAFETY COMMENTS	2	0	4	2	8
FIRE SAFETY COMPLIANCE	3	1	3	0	7
CONSULTATION INSPECTIONS	0	0	2	0	2
DANGEROUS GOODS	0	0	0	0	0
MUNICIPAL BUILDING INSPECTIONS	1	1	2	14	18
MONTHLY TOTAL	166	4	302	150	622

DISASTER MANAGEMENT	GANSBAAI	STANFORD	HERMANUS	HANGKLIIP/KLEINMOND	TOTAL
Burn Permits issued	11	7	8	2	28

OPERATIONS & TRAINING	GANSBAAI	STANFORD	HERMANUS	HANGKLIIP/KLEINMOND	TOTAL
Fire Hydrant Inspections	131	0	190	128	449

FIRE SAFETY & AWARENESS ACTIVITIES	GANSBAAI	STANFORD	HERMANUS	HANGKLIIP/KLEINMOND	TOTAL
Risk Visits	1	0	0	0	1
Risk Assessments	0	0	0	0	0
MONTHLY TOTAL	1	0	0	0	1

INFORMAL TRAINING	DATE	ATTENDANCE
Platoon 1 - Fitness 2,4/pull-up/sit-ups/push ups	04/08/2023	3
Platoon 3 - Maintenance and Pitching of ladders	07/08/2023	8
Platoon 1 - Fitness 2,4/pull-up/sit-ups/push ups	15/08/2023	1
Platoon 1 - ICS In-House Training	17/08/2023	4
Platoon 1 - Fitness	17/08/2023	4
Platoon 1 - Fitness 2,4/pull-up/sit-ups/push ups	18/08/2023	2
Platoon 1 - Inhouse Training- SCBA	22/08/2023	7
Platoon 3 - Pump Layout and to operate Pumps	23/08/2023	4
Platoon 1 - Study Assignment Basic Fire fighting	25/08/2023	8

Platoon 1 - Inhouse Training Ladders	30/08/2023	10
Platoon 3 - PPE Don and Doff SCBA Checks	31/08/2023	4
Platoon 3 - Maintenance and Pitching of ladders	31/08/2023	5
FORMAL TRAINING	DATE	ATTENDANCE
Fire Service By-Law Workshop	04/08/2023	1
Confined Space Training	16/08/2023	

FIRE & LIFE SAFETY EDUCATION & AWARENESS ACTIVITIES				TOTAL
SECTION	PROJECT	DATE	STATION	DISTRIBUTION / PARTICIPANTS
Whipple en Snipple Pre-School	FLSE	01/08/2023	Hermanus	109
Gillian Fraser	FLSE	12/08/2023	Hermanus	54
Gansbaai Primary School	FLSE	31/08/2023	Gansbaai	368

Approved by: Lester Smith
 Senior Manager: Fire and Emergency Services, Disaster Management and Security Services
 Extract from monthly statistics

INCIDENT COMMAND & EMERGENCY CONTROL

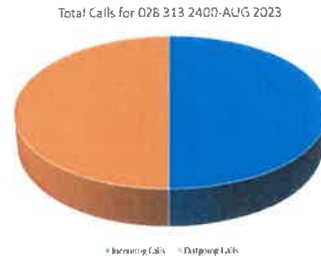
MONTHLY STATS: AUGUST 2023



AUGUST 2023 INCOMING AND OUTGOING CALLS

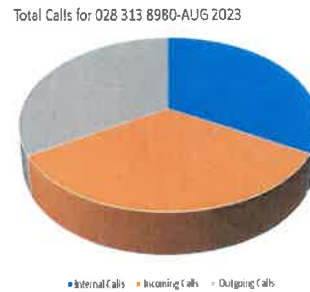
028 312 2400

Incoming calls : 683
 Outgoing calls : 682



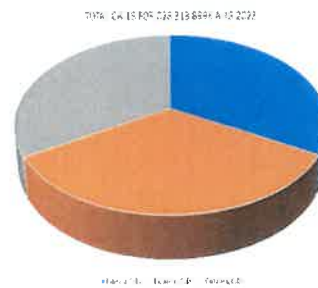
028 313 8980

Internal calls : 1 538
 Incoming calls : 1 547
 Outgoing calls : 1 543



028 313 8996

Internal calls : 1 646
 Incoming calls : 1 660
 Outgoing calls : 1 655



TOTAL CALLS FOR AUG 2023

Total internal calls : 3 184
 Total incoming calls : 3 890
 Total outgoing calls : 3 880



AUG 2023 UNITI INCIDENTS LOGGED: 436



Approved by: Lester Smith
Senior Manager: Fire and Emergency Services, Disaster Management and Security Services

Extract from monthly statistics