

**AGENDA of the
Portfolio Committee : Protection Services
06 June 2023
(Also the agenda for the Mayoral Committee Meeting : 14 June 2023)**

**3.
MONTHLY MONITORING REPORT FOR THE PERIOD 01 APRIL – 30 APRIL 2023:
DIRECTORATE: PROTECTION SERVICES**

**NJ Michaels
08 May 2023**

Director: Protection Services

(028) 313 8054

1. Executive Summary

To report on the functioning and activities of the Directorate: Protection Services for the period 01 April – 30 April 2023.

2. Service Delivery and Budget Implementation Plan - IGNITE

Directorate: Protection and Security Services
Protection and Security Services

3. Compliance with Strategic Priorities

Provision of democratic, accountable and ethical governance
Creation and maintenance of a safe and healthy environment

4. Delegated Authority

Executive Mayor

5. Legal Requirements

By-laws of the Overstrand Municipality
Overstrand Municipality: Zoning Scheme
National Building Regulations and Standards Act, No. 103 of 1977
Land Use Planning Ordinance, No. 15 of 1985
Western Cape Land Use Planning Act, No. 3 of 2014
National Road Traffic Act, No. 93 of 1996
Service Delivery and Budget Implementation Plan (SDBIP) 2022/2023

6. Background/Discussion/Evaluation/Conclusion

Background

This report's purpose is to inform the Council of the functioning and activities of the various sections (Traffic & Licensing, Law Enforcement & Task Team, K9 Unit and Fire, Rescue & Disaster Management and Security Services in the Directorate: Protection Services for the period 01 April – 30 April 2023.

**AGENDA of the
Portfolio Committee : Protection Services
06 June 2023
(Also the agenda for the Mayoral Committee Meeting : 14 June 2023)**

7. Financial Implications

None

8. Staff Implications

None

9. Comments from other Departments, Divisions and Administrations

None

10. Annexures

Annexure A:	Statistical Report:	Traffic & Licensing
Annexure B:	Statistical Report:	Law Enforcement & Task Team
Annexure C:	Statistical Report:	K9 Unit
Annexure D:	Statistical Report:	Fire, Rescue, Disaster Management & Security Services

RECOMMENDATION:

that the Monthly Monitoring Report of the functioning and activities of the Directorate: Protection Services for the period 01 April – 30 April 2023, **be noted**.

RESPONSIBLE OFFICIAL :

NJ MICHAELS

TARGET DATE FOR IMPLEMENTATION :

TO BE NOTED



OVERSTRAND TRAFFIC
MONTHLY STATS
DATE : APRIL 2023

AI

	Hermanus	Kleinmond	Gansbaai	TOTAL	Apr-22
LICENSING OF DRIVERS					
Learners drivers without supervision	0	2	2	4	10
Unlicensed drivers	77	80	56	213	216
Other offences regarding driver licensing	78	80	63	221	81
REGISTRATION/LICENSING OF M/V'S					
Numberplate offences	6	15	3	24	26
Unlicenced/Unregistered motor vehicle	172	89	32	293	475
Other offences re.registration & licensing	173	89	37	299	478
MOVING VIOLATIONS					
Illegal overtaking	0	6	5	11	0
Road signs(other)	1	6	1	8	6
Incosiderate driving	1	0	1	2	2
Turning unsafe	0	0	0	0	1
Stop signs	1	9	30	40	16
Other moving violations	4	6	1	11	13
STOPPING & PARKING					
Causing danger/ obstruction	4	0	0	4	6
Parking:exclusive parking bays(loading/Bus zone)	19	0	0	19	31
Parking:prohibited not mentioned elsewhere	22	104	2	128	125
Stopping where prohibited	1	0	1	2	18
LOADS AND PROJECTIONS					
Overload passengers	1	0	9	10	1
VEHICLE DEFECTS					
Defective service/parking brakes	0	1	0	1	4
Defective tyres	5	15	18	38	37
Other defects	3	14	15	32	49
OTHER AND PUBLIC M/VEHICLE OFFENCES					
Overload passengers	8	0	0	8	5
Public driving permit	5	0	2	7	11
Road transportation	2	0	0	2	4
Other publicm/vehicle offences	6	0	2	8	11
Cellphone offences	18	0	9	27	7
Seatbelt	5	5	22	32	15
Other offences	8	8	2	18	11
TOTAL 1	620	529	313	1 462	1659
Discontinue Use of motor vehicle	1	3	6	10	7
Arrest: Driving under the influence	2	0	2	4	0
Arrest:Other	1	0	1	2	0
Vehicle Impound	1	0	0	1	1
Using Suspended vehicle	0	3	5	8	4
Unroadworthy vehicle	0	5	4	9	2
TOTAL 2	5	11	18	34	14
GRAND TOTAL (TOTAL 1 + TOTAL 2)	625	540	331	1 496	1673
RAND VALUE	R 401 500	R 338 300	R 266 600	R 1 006 400	R1 052 900
Speeding offences - mobile camera					
	6628	11217	0	17845	8567
Accidents	19	4	3	26	18
Deceased	1	0	0	1	4

Extract from Traffic Statistics

COMMENTS

VCP's held	107
Vehicles stopped	4 494
Cases	1 496
Accidents	26
Deceased	1

33

A2

Speeding Offences 17 845

SUMMARY K53		
TRANSACTIONS	NUMBER	VALUE
Learners Licence Appointments	214	R 14 552,00
Learners Licence Issued	146	R 4 752,00
Duplicate Learners Licence	6	R 198,00
Drivers Licence Appointments	95	R 16 400,00
Drivers Licence Issued	673	R 93 380,00
Renewal of Drivers Licence	625	R 87 500,00
Temporary Drivers Licence	354	R 13 410,00
PRDP's	89	R 7 120,00
TOTAL	2202	R 237 312,00

Extract from Enatis

SUMMARY ROADWORTHY		
TRANSACTIONS	NUMBER	VALUE
Application for RWC (Bus)	11	R 2 145,00
Application for RWC (Goods Vehicle)	18	R 3 510,00
Application for RWC (Motorcycle)	20	R 1 400,00
Application for RWC (Other)	236	R 38 940,00
Certification of Roadworthiness	266	R 14 630,00
TOTAL	551	R 60 625,00

Extract from Enatis

SUMMARY MOTOR VEHICLE REGISTRATION & LICENSING		
TRANSACTIONS	NUMBER	VALUE
License renewals	1670	R 326 014,45
Vehicle registrations	731	R 181 941,00
Other	2414	R 185 367,00
TOTAL	4815	R 693 322,45

Extract from Enatis

TRAFFIC COURT SECTION				
	April 2022		April 2023	
Processed Cases	446	R 190 464,00	1119	R 450 130,00

Extract from Enatis

ACTUAL INCOME		
	April 2022	April 2023
Payments for TCS, Provincial Fines, Contempt of Court and Disabled Stickers	R 207 048,00	R 497 081,00

Extract from SAMRAS

Approved by: Rudi Fraser

Senior Manager: Traffic, Law Enforcement, Task Team & K9 Unit

Extract from monthly statistics

**OVERSTRAND LAW ENFORCEMENT
MONTHLY STATISTICS - APRIL 2023**



AREA	KM	HERM	GB/S					
OFFICIALS PER AREA	3	11	5					
EPWP PER AREA	5	8	5					
CHRYSALIS PER AREA	0	0	0					
REACTION OFFICERS PER AREA	5	7	0					
OFFENCES	KM	HERM	GB/S	TOTAL CASES	WARNING NOTICES	FINES ISSUED	VALUE	COMPARISON APRIL 2022
1. BY-LAW RELATING TO STREET, PUBLIC PLACES AND THE PREVENTION OF PUBLIC NUISANCES								
Urine in public	2	2	1	5		5	R500,00	13
Consume liquor in public	4	40	45	90		90	R45 000,00	
Be drunk in public			1	1		1	R500,00	
Display or offer goods for sale in public	1	5	1	7		7	R3 500,00	4
Camp or erect shelter unless in designated area	1	5	7	13		13	R9 000,00	6
Start a fire, unless in designated fireplace		3	3	6			R6 000,00	12
Plant, Cut a tree alongside a public road		2		2	1		R500,00	
Collect or attempt to collect money in a public place		2		2			R1 000,00	2
Vehicle wreck on sidewalk		3		3	3			
Public nuisance	7	5	2	14				2
Mix building material in public					4			1
2. INTEGRATED WASTE MANAGEMENT BY-LAW								
Drop any litter in a public place		7	2	9	4	5	R15 000,00	
Drop any litter or waste into any public place	2	6		8		8	R28 000,00	31
Transporting loose waste without a suitable net	1	1	1	3		3	R4 500,00	
Damage to municipal equipment due to waste containing damaging material		1		1		1	R2 500,00	
Open unhygienic waste containers	2		1	3		3	R1 500,00	
Fail to submit waste information as required			1	1		1	R1 500,00	
Remove anything from receptacles placed for collections			4	4		4	R4 000,00	
Burning of waste								
Baboon related								4
3. BY-LAW RELATING TO THE KEEPING OF DOGS & CATS								
Bringing or allowing a dog which is in the habit of chasing people or cars	1			1		1	R300,00	
Allowing a dog in the public place without being kept on a leash	3	4	1	8		8	R4 000,00	
Cats impound		5		5				2
Dog impound		6	4	10				19
Dog nuisance	9	1	5	15	11			25
4. PARKING MANAGEMENT BY-LAW								
Operate as a parking attendant without valid registration permit	1	43		43		44	R22 000,00	26
Clean or offers to clean any motor vehicle		1		1		1	R500,00	
Clean & wash vehicle without written consent		15		15		15	R22 500,00	24
5. NATIONAL ROAD TRAFFIC ACT								
Fail to display numberplate on motor vehicle (one plate)	1	5		6		6	R3 000,00	
Owner fails to licence vehicle	34	58	15	107		107	R53 500,00	
Owner operate m/v without a licence		24		24		24	R12 000,00	
Numberplate obscured or illegible numberplate		5		5		5	R2 500,00	
Driving without driving licence B en EB	8	71	9	88		88	R88 000,00	
Learner driver driving whilst not accompanied		1		1		1	R700,00	
Driving license not in vehicle B en EB	5	70	8	83		83	R41 500,00	
Parked on the wrong side of the road	3	1	4	8		8	R4 000,00	
Disregard no parking Yellow line		1		1		1	R500,00	
Driving without drivers license not in vehicle Extra HMV C		1		1		1	R2 000,00	
Drivers license not in vehicle Extra HMV C		1		1		1	R500,00	
Defective lamps		2		2		2	R1 000,00	

Stop lamps not emitting red light			1	1		1	R300,00	
Windscreen not clear	6			6		6	R3 000,00	
No professional driving permit Category G (PRDP)		2		2		2	R5 000,00	
ALT: PRDP not in vehicle Category G		1		1		1	R1 000,00	
No professional driving permit category P	1	4		5		5	R15 000,00	
Operate road based public transport	3	3		6		6	R15 000,00	
Operating motor vehicle with worn tyres		5	5	10		10	R5 000,00	
Disregard stop sign	1	13		14		14	R21 000,00	
Holding a cellphone whilst driving		1		1		1	R1 000,00	
Fire extinguisher not in minibus		1		1		1	R1 000,00	
ALT: no license disk on windscreen			11	11		11	R5 500,00	
Tyres less than 1mm			2	2		2	R600,00	
Disregard no stopping- red line	1	4	2	7		7	R3 500,00	
Defective hooter			1	1		1	R300,00	
Parking in a loading Zone		1		1		1	R800,00	
Park outside white boundary lines	1			1		1	R300,00	
Disregard disable parking	1	2		3		3	R2 400,00	
Parked causing obstruction	2			2		2	R2 000,00	
Operate unroadworthy motor vehicle		16	1	17		17	R51 000,00	
Adult person in vehicle not wearing seatbelt	1	4	3	8		8	R4 000,00	
No original operating licence/ permit in vehicle		5		5		5	R5 000,00	
Disregard no parking R216	4			4		4	R2 000,00	
Driving without reasonable consideration		1	1	2		2	R5 000,00	
Disregard no overtaking line		2		2		2	R5 000,00	
Operate road based no operating license		4		4		4	R10 000,00	
Driver license not in vehicle MC -125cc		2		2		2	R1 000,00	
Unlicensed driver MC-125cc		2		2		2	R2 000,00	
Direction indicators not working			1	1		1	R300,00	
Fail upon demand to produce license		2		2		2	R1 000,00	
Owner fails to license vehicle PRDP			1	1		1	R1 500,00	
PRDP not in vehicle Category P	1	4		5		5	R7 500,00	
6. BY-LAW RELATING TO ELECTRICITY SUPPLY								
Illegal electrical operations		2		2				
7. NATIONAL BUILDING REGULATIONS								
building contraventions	3	7		10	1			
8. TOWN PLANNING								
9. WATER SUPPLY AND SANITATION SERVICES BY-LAW								
Unlawfully and intentionally tamper with water service works	1			1		1	R2 000,00	
10. BUSINESS ACT								
Carry on a business without business licence		26	1	27		27	R27 000,00	60
11. LAND INVASION								
Illegal structure inspection	73	23	1	97				
Illegal structure demolished	2	8	9	19				
Illegal extension	1	1	2	4				
12. COURT								
Summonses	21			21				
Subpoenas	1	3		4				2
13. GENERAL								
Health and Safety inspections	13	10	7	30				31
Assist other departments		4		4				1
Notices delivered / Indigenous letters	61		160	221				
School visits	1		2	3				1
Joint Operations		3		3				3
Confiscated goods/ Abandoned	6			6				
Noise nuisance		7	2	9				1
Vagrants		8	2	10				3
Events		2		2				
VCP	8	5	5	18				33
Municipal inspections	13	19	4	36				

Others	3			3					8
14. OUTDOOR ADVERTISING									
Unlawful advertising Boards impound			11	11					9
Unlawful estate agent boards impound			49	49					21
15. K9 OPERATIONS									
16. BY-LAW RELATING TO TREES									
Prune a tree on municipal property	1			1		1	R1 000,00		
Total	326	604	399	1323	24	696	R594 000,00	R966,00	Total Value
									R843 500,00

TOTAL FINES IS BASED ON THE J534, 341 & SECTION 56 FINES ISSUED AND NOT THE TOTAL RAND VALUE RECEIVED.

Approved by: Rudi Fraser
Senior Manager: Traffic, Law Enforcement, Task Team & K9 Unit

Extract from monthly statistics



OVERSTRAND LAW ENFORCEMENT TASK TEAM & SPECIALIZED SERVICES
MONTHLY STATISTICS: APRIL 2023



<u>Offenses</u>	<u>Quantity</u>	<u>Total Cases</u>	<u>Estimated R-Value</u>
Warrant of arrest, wanted suspect arrested	17	17	-
Drunk and disorderly	2	2	-
Possession of dangerous weapon	2	2	-
Driving under the influence of alcohol	2	2	-
Fail to comply with lawful instruction	1	1	-
Kidnapping, Assault	1	1	-
Possession of stolen property	2	2	-
Dealing in drugs	4	4	R 40 050.00
Dealing in liquor	3	3	R 9 638.00
Illegal possession of drugs	24	24	R 14 650.00
	Cocaine:1 1 bag R500		
	Dagga: 2- 5200 51 Bankies 2.35kg dagga		
	Mandrax: 12- R1 600 7 Whole mandrax 4 Half mandrax		
	2 Crushed mandrax		
	Crystal meth:9 - R7 350 4 Bags tik 2 Bankie tik 3 Tik lollie containing tik		
Abandoned Abalone	201	2	R 36 904.00
Abandoned aalkreukel	122	-	R 6100.00
Illegal possession of Abalone	1.8kg	-	R 3 000.00
Abandoned WCRL	21 Tails + 8 Whole	-	R 6 000.00
	Total Cases:	60	Estimated Grand Total: R 116 342.00

Approved by: Rudi Fraser
 Senior Manager: Traffic, Law Enforcement, Task Team & K9 Unit

Extract from monthly statistics

C

OVERSTRAND FIRE & DISASTER MANAGEMENT
MONTHLY STATISTICS : APRIL 2023



	GANSBAAI	STANFORD	HERMANUS	KLEINMOND	TOTAL INCIDENTS	APRIL 2022
VELD FIRES:						
Large Veld Fires	0	0	0	0	0	1
Mountain Fire	0	0	0	0	0	1
Road Shoulder	0	0	0	0	0	0
Vegetation Fire	3	2	5	0	10	30
Rubble Fire	2	0	2	1	5	12
Prescribe Burn	1	0	1	1	3	1
Domestic Fire	1	0	0	0	1	2
False Alarm Good Intent	1	0	0	0	1	2
STRUCTURAL FIRES:						
Hospitals	0	0	0	0	0	0
Housefire	1	0	2	1	4	3
Industrial Fire	0	0	0	0	0	0
Informal Settlement	1	0	1	0	2	3
Out buildings	0	0	0	0	0	1
Residential Building	0	0	0	0	0	0
School	0	0	0	0	0	0
Shopping Centre	0	0	0	0	0	0
Storage	0	0	0	0	0	0
Backyard dwelling	0	0	0	0	0	0
Other	1	0	1	0	2	2
False Alarm Good Intent	0	0	1	1	2	0
RESCUE:						
Confined Space rescue	0	0	0	0	0	0
Structural collapse	0	0	2	0	2	0
Trench rescue	0	0	0	0	0	0
Water rescue	0	0	1	0	1	0
Wilderness Search and Rescue	0	0	0	0	0	0
Body recovery	0	0	0	0	0	0
Other	0	0	0	0	0	0
False Alarm Good Intent	0	0	0	0	0	0
Air Craft	0	0	0	0	0	1
AUTOMOBILE:						
Motor Vehicle Accident (MVA)	2	0	13	3	18	14
Pedestrian Vehicle Accident (PVA)	0	0	1	0	1	1
Truck accident	0	0	0	0	0	0
Truck fire	0	0	0	0	0	0
Vehicle fire	0	0	1	1	2	3
Other	0	0	0	0	0	1
Medical Incident	0	0	1	2	3	1
False Alarm Good Intent	0	0	0	0	0	0

SOCIAL DISTRESS	0	1	0	0	1	1
HAZMAT:						
Spillage	0	0	0	0	0	1
Liquid and Gas	0	0	0	0	0	1
Other	1	0	0	0	0	0
SPECIAL SERVICES: (non-emergency)	0	0	0	0	0	1
FLOODS	0	0	0	0	0	0
FALSE ALARM / GOOD INTENT	0	0	0	0	0	0
MONTHLY TOTAL	14	3	32	11	60	81

PLOT CLEARING	Gansbaai	Stanford	Hermanus	Hangklip/Kleinmond	TOTAL
Total inspections:	49	6	12	45	112
First Inspections	27	2	11	28	68
Second Inspections	10	0	34	9	53
Rates clearance inspections	22	4	1	17	44
Notices issued	8	2	12	26	48
Cleared by Contractor	0	0	0	0	0
Cleared by owner	22	3	12	12	49

FIRE SAFETY & AWARENESS ACTIVITIES	Gansbaai	Stanford	Hermanus	Hangklip/Kleinmond	TOTAL
BUILDING INSPECTIONS	0	0	0	0	0
BUSINESS LICENSES	1	0	0	1	2
EVENT INSPECTIONS	0	1	6	0	7
EARLY LEARNING INSPECTIONS	3	0	0	0	3
POLULATION CERTIFICATES	0	1	0	0	1
FIRE HYDRANT INSPECTION	0	0	0	0	0
FLAMMABLE STORAGE :					
- LIQUID FUELS	0	0	0	0	0
- LPG INSTALLATIONS	0	3	4	1	8
BUILDING PLAN SCREENINGS	57	0	65	28	150
TOWN PLANNING APPLICATION FIRE SAFETY COMMENTS	3	0	14	1	18
FIRE SAFETY COMPLIANCE CERTIFICATES ISSUED	0	0	0	0	0
MONTHLY TOTAL	64	5	89	31	189

DISASTER MANAGEMENT	Gansbaai	Stanford	Hermanus	Hangklip/Kleinmond	TOTAL
Burn Permits issued	2	5	1	1	9

OPERATIONS & TRAINING	Gansbaai	Stanford	Hermanus	Hangklip/Kleinmond	TOTAL
Fire Hydrant Inspections	55	0	4	0	59

TRAINING STATION	DATE	ATTENDANCE	TYPE OF TRAINING
FORMAL TRAINING :			
OVERSTRAND WIDE	13/04/2023	Hawston Lappa	SASREA Training
OVERSTRAND WIDE	25/04/2023	Cape Town	Building Construction II
OVERSTRAND WIDE	26/04/2023	Cape Town	Fire Physics II
IN-SERVICE TRAINING :			
OVERSTRAND	MONTHLY	2	GYM

FIRE & LIFE SAFETY EDUCATION & AWARENESS ACTIVITIES						TOTAL
SECTION	PROJECT	DATE	STATION	DISTRIBUTION / PARTICIPANTS		
Masakhane Primary	FLSE	04/04/2023	Gansbaai			
Babbel and Krabbel School	FLSE	21/04/2023	Hermanus	87		
Hawston	FLSE	23/04/2023	Hermanus			
Kleinmond Primary School	FLSE	25/04/2023	Kleinmond			
Paddakoor	FLSE	25/04/2023	Hermanus	81		
Blompark Primary School	FLSE	23/04/2023	Gansbaai			

FIRE SAFETY & AWARENESS ACTIVITIES					TOTAL
	HERMANUS	KLEINMOND	GANSBAAI		
Risk Visits	1	1	0		2
Risk Assessments	0	0	0		0

Approved by: Lester Smith
 Senior Manager: Fire and Emergency Services, Disaster Management and Security Services

Extract from monthly statistics



**OVERSTRAND DISASTER MANAGEMENT
MONTHLY STATISTICS : April 2023**

TYPE OF INCIDENT / DATE	INCIDENT NO	ADDRESS	FATALITIES	HUMANITARIAN
Backyard Dwelling	SF-OFD-230415-01	Mountain View Kleinmond	None	2 Matresses, 4 Blankets, 4 Pillows, 1 Female Dignity Pack, 2 Male Dignity Packs
BURN PERMITS APPLICATIONS				
GANSBAAI / STANFORD				
Pantera Africa	Stanford	Fuel Reduction		
Bagetelle Farm	Stanford	Fuel Reduction		
Bluecrane Farm	Hermanus	Fuel Reduction		
Nuwejaarsrivier	Kleinmond	Fuel Reduction		
Byneskrans	Gansbaai	Fuel Reduction		
Grootbos Nature Reserve	Gansbaai - Tolbos	Fuel Reduction		
Stanford Hills Estate	Stanford	Fuel Reduction		
Linkerhandsgat	Stanford	Fuel Reduction		
Springfontein Farm	Stanford	Fuel Reduction		
9 Approved Burn Permits for April 2023				
ACCOUNTS FOR BILLING				
Wildfire	INCIDENT/REF NO.	AMOUNT		
Wildfire	WF-OFD-220123-02	R18 920,72		
Wildfire	WF-OFD-220205-03	R6 081,66		
Wildfire	WF-OFD-220311-03	R166 374,98		
Structural fire	SF-OFD-220123-01	R4 554,36		
Wildfire	WF-OFD-230209-01	R2 125,62		
Structural fire	SF-OFD-220703-02	R2 379,66		
Structural fire	SF-OFD-220923-01	R2 379,66		
Structural fire	SF-OFD-220808-01	R2 027,22		
Structural fire	WF-OFD-220305-05	R2 277,18		
Wildfire	SF-OFD-220522-01	R2 125,62		
Wildfire	WF-OFD-220904-01	R4 054,74		
Wildfire	WF-OFD-220123-01	R215 681,08		
TOTAL				
ESTIMATED COST ON MUNICIPAL PROPERTY				
ACCOUNTS FOR BILLING				
Wild Fire	INCIDENT/REF NO.	AMOUNT		
Wild Fire	WF-OFD-221201-01	R708,54		
Wild Fire	WF-OFD-221205-03	R708,54		
Wild Fire	WF-OFD-221208-01	R2 125,62		
Wild Fire	WF-OFD-221219-02	R1 417,10		
Wild Fire	WF-OFD-221220-01	R4 251,30		
Wild Fire	WF-OFD-221228-01	R1 417,10		
Wild Fire	WF-OFD-221228-02	R2 834,20		
Wild Fire	WF-OFD-221230-02	R3 542,75		
Structural fire	SF-OFD-230106-01 (INDIGENT AREA)	R2 379,66		
Structural fire	SF-OFD-230122-01 (INDIGENT AREA)	R2 379,66		
Structural fire	SF-OFD-230129-02 (INDIGENT AREA)	R2 379,66		
Structural fire	SF-OFD-230130-01 (INDIGENT AREA)	R2 379,66		

Wild Fire	WF-OFD-230223-03	R708,54
Wild Fire	WF-OFD-230225-01	R708,54
Wild Fire	WF-OFD-221220-02	R73 924,40
Structural fire	SF-OFD-221222-02	R4 759,32
Total		R 112 292,99

5. **AWARENESS PROGRAM**

PLACE	DATE
Gerimed (Frail Care Centre) Kleinmond	20/04/2023

6. **EVENTS**

PLACE	DATE
Good Friday Tent Church Service	7-9 April 2023
Hawston Sea Festival	08-Apr-23
Lighthouse & Lighthouse Ladies	20-23 April 2023
Bodhi Khaya (Greenpop Reforest Festival)	23-Apr-23

7. **EQUIPMENT ITEMS IN STORE**

Mattresses
Blankets
Female Dignity Packs
Male Dignity Packs
Pillows

Approved by: Lester Smith
 Senior Manager: Fire and Emergency Services, Disaster Management and Security Services
 Extract from monthly statistics

INCIDENT COMMAND & EMERGENCY CONTROL

MONTHLY STATS: APRIL 2023

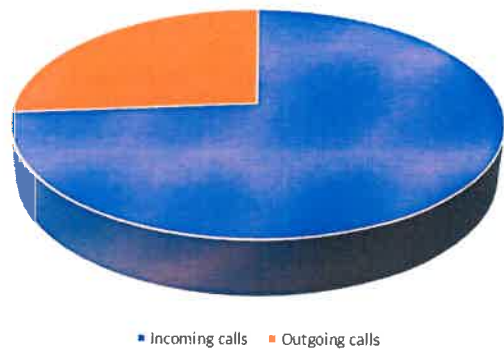


APRIL 2023 INCOMING AND OUTGOING CALLS

028 312 2400

Incoming calls : 368
 Outgoing calls : 132

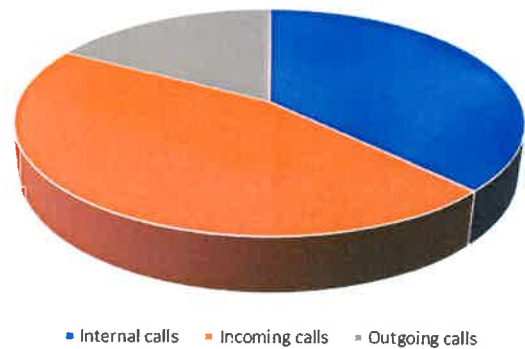
TOTAL CALLS 2400 - APRIL 2023



028 313 8980

Internal calls : 410
 Incoming calls : 500
 Outgoing calls : 188

TOTAL CALLS 8980 - APRIL 2023



028 313 8996

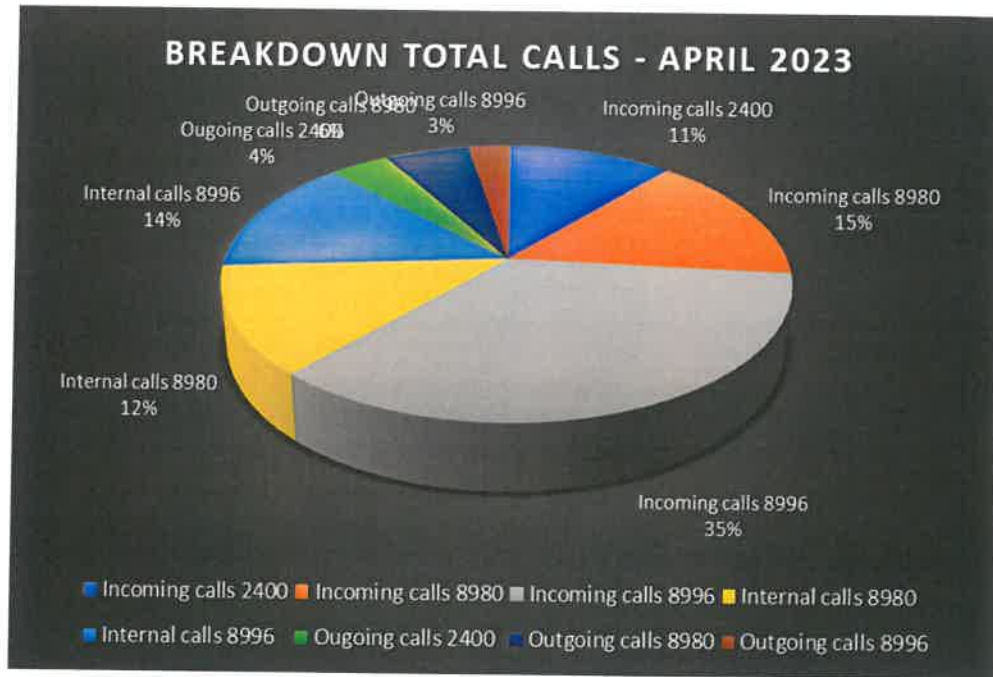
Internal calls : 454
 Incoming calls : 1 160
 Outgoing calls : 91

TOTAL CALLS 8996 - APRIL 2023

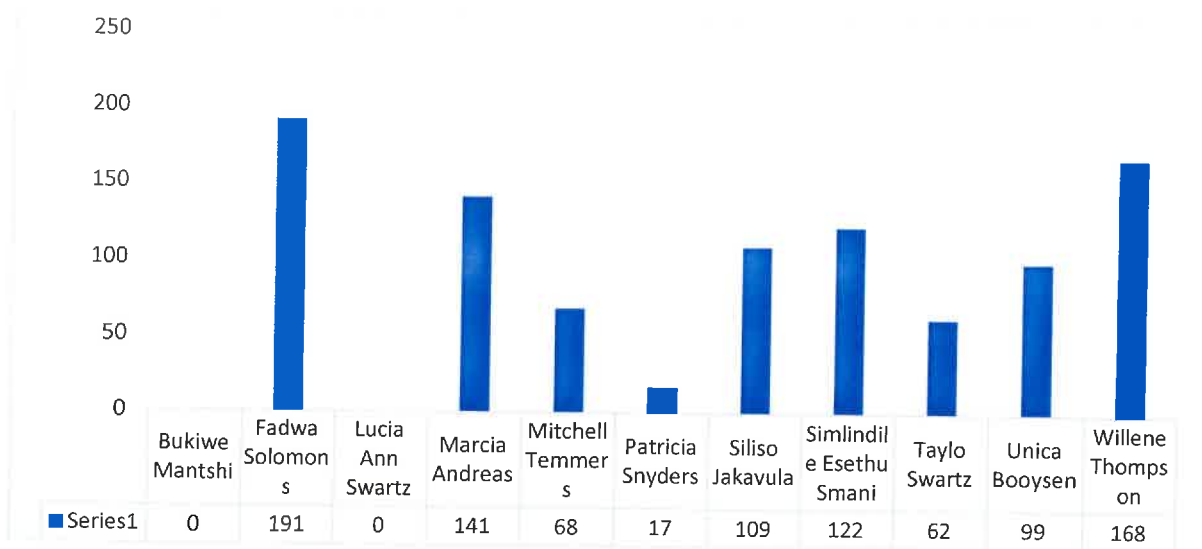


TOTAL CALLS FOR APRIL 2023

Total internal calls : 864
 Total incoming calls : 2 028
 Total outgoing calls : 411



APRIL 2023 UNITI INCIDENTS LOGGED: 977



Approved by: Lester Smith

Senior Manager: Fire and Emergency Services, Disaster Management and Security Services

Extract from monthly statistics