



ORDINARY MEETING OF THE COUNCIL
GEWONE VERGADERING VAN DIE RAAD
INTLANGANISO YESIQHELO YEBHUNGA

A G E N D A

I-AJENDA

**DATE / DATUM / UMHLA : 25 OCTOBER / OKTOBER /
OKTOBHA 2023**

**VENUE / PLEK / INDAWO : BANQUETING HALL /
BANKETSAAL**

**CIVIC CENTRE / BURGERSENTRUM / IZIKO LOLUNTU
HERMANUS**

TIME / TYD / IXESHA : 10:00

MUNICIPALITY / MUNISIPALITEIT / UMASIPALA WE-OVERSTRAND

Office of the Municipal
Manager
Municipal Offices
HERMANUS

17 October / Oktober / Oktobha 2023

NOTICE TO ALL ALDERMEN & COUNCILLORS

ORDINARY MEETING OF THE OVERSTRAND MUNICIPAL COUNCIL

NOTICE IS HEREBY GIVEN that an **ORDINARY MEETING** of the **OVERSTRAND MUNICIPAL COUNCIL** will be held in the **Banqueting Hall, Civic Centre, Hermanus**, on **WEDNESDAY, 25 OCTOBER 2023** at **10:00** to consider the business set forth in the subjoined agenda.

The attention of Councillors is directed to the Code of Conduct for Councillors, Schedule 7 of the Local Government : Municipal Structures Act, 1998 (Act 117 of 1998).

D O'NEILL
MUNICIPAL MANAGER

KENNISGEWING AAN ALLE RAADSHERE & RAADSLEDE

GEWONE VERGADERING VAN DIE OVERSTRAND MUNISIPALE RAAD

KENNIS WORD HIERMEE GEGEE dat 'n **GEWONE VERGADERING** van die **OVERSTRAND MUNISIPALE RAAD** gehou sal word in die **Banketsaal, Burgersentrum, Hermanus**, op **WOENSDAG, 25 OKTOBER 2023** om **10:00** om die sake op meegaande sakelys te bespreek.

Raadslede se aandag word gevestig op die Gedragskode vir Raadslede, Skedule 7 van die Wet op Plaaslike Regering : Munisipale Strukture, 1998 (Wet 117 van 1998).

D O'NEILL
MUNISIPALE BESTUURDER

ISAZISO ESIYA KUBO BONKE OOCEBAKHULU NOOCEBA

INTLANGANISO YESIQHELO YEBHUNGA LIKAMASIPALA WE-OVERSTRAND

OKU KUKWAZISA ukuba intlanganiso **YESIQHELO yeBHUNGA LIKAMASIPALA WE-OVERSTRAND**, iza kuba se **I-Banqueting Hall, kwiZiko LoLUNTU, eHermanus, uLWESITHATHU, Umhla we 25 OKTOBHA 2023, ngeye-10:00** ukuqwalasela imicimbi ekule ajenda iqhotyoshelwe apha.

OCeba bayacelwa ukuba baqwalasele isikhokelo sokuziphatha sooCeba, iShedyuli 7 kaRhulumente wooMasipala: uMthetho weeNkqubo zikaMasipala, uMthetho -1998 (uMthetho we-117 ka-1998).

D O'NEILL
UMPHATHI KAMASIPALA

AGENDA/...

COUNCIL

25 OCTOBER 2023

INDEX

<u>ITEM</u>	<u>PAGE NUMBER</u>
1. OPENING	1
2. APPLICATIONS FOR LEAVE OF ABSENCE	1
3. CONFIRMATION OF MINUTES	1
4. STATEMENTS AND COMMUNICATIONS BROUGHT FORWARD BY THE SPEAKER / EXECUTIVE MAYOR	1
5. CONSIDERATION OF REPORTS	
5.1 APPROVAL FOR FILLING OF VACANCY: DIRECTOR: COMMUNITY SERVICES	2-4
5.2 APPOINTMENT OF A SELECTION PANEL FOR THE RECRUITMENT AND SELECTION PROCESS FOR THE APPOINTMENT OF A DIRECTOR: COMMUNITY SERVICES	5-7
5.3 A PORTION OF ERF 4565 HERMANUS: PARTIAL AMENDMENT OF COUNCIL RESOLUTION DATED 30 AUGUST 2023 – SOUTH AFRICAN POLICE SERVICE	8-10
5.4 TARIFFS FOR TIME OF USE RESIDENTIAL CUSTOMERS	11-12
5.5 APPOINTMENT OF VALUATION APPEAL BOARD MEMBER	13-22
5.6 MONTHLY REPORT TO COUNCIL ON SUPPLY CHAIN MANAGEMENT (SCM) POLICY: PARAGRAPH 36, 16(1)(b) AND 17(1)(c) FOR SEPTEMBER 2023	23-39
5.7 SUPPLY CHAIN MANAGEMENT IMPLEMENTATION REPORT – 2023/2024: 1 st QUARTER: 01 JULY 2023 TO 30 SEPTEMBER 2023	40-79
5.8 QUARTERLY BANK ACCOUNT WITHDRAWALS IN TERMS OF SECTION 11(4) OF THE MFMA FOR THE QUARTER ENDED SEPTEMBER 2023	80-82
5.9 BUDGET REPORT AND SERVICE DELIVERY AND BUDGET IMPLEMENTATION PLAN (SDBIP) FOR THE QUARTER ENDED SEPTEMBER 2023	83-171

<u>ITEM</u>		<u>PAGE NUMBER</u>
5.10	A PORTION OF ERF 4565 HERMANUS: PARTIAL AMENDMENT OF COUNCIL RESOLUTION DATED 30 AUGUST 2023 – HERMANUS PUBLIC PROTECTION (NPC) <i>(TO BE CONSIDERED IN COMMITTEE)</i>	172
5.11	A PORTION OF UNREGISTERED ERF 12212 HERMANUS (SITUATED IN MUSSEL ROAD, HERMANUS): DEVIATION FROM PARAGRAPH 20.1(B) OF THE ADMINISTRATION OF IMMOVABLE PROPERTY POLICY OF 2015 ALLOWING THE MUNICIPALITY TO ENTER INTO A FURTHER TEMPORARY AGREEMENT WITH HERMANUS PUBLIC PROTECTION (NPC) <i>(TO BE CONSIDERED IN COMMITTEE)</i>	173
5.12	LEASES FOR “SEMI-PERMANENT” STANDS ON A PORTION OF ERF 207 GANSBAAI (GANSBAAI CARAVAN PARK) <i>(TO BE CONSIDERED IN COMMITTEE)</i>	174
5.13	WRITING OFF OF IRRECOVERABLE DEBT <i>(TO BE CONSIDERED IN COMMITTEE)</i>	175
6.	URGENT MATTERS SUBMITTED BY THE MUNICIPAL MANAGER (IF ANY)	176
7.	CONSIDERATION OF NOTICES OF MOTIONS / QUESTIONS	176
8.	CONSIDERATION OF MOTIONS OF EXIGENCY (IF ANY)	176

1. OPENING

2. APPLICATIONS FOR LEAVE OF ABSENCE

3. CONFIRMATION OF MINUTES

3.1 Minutes of an **Ordinary Meeting** of the **Overstrand Municipal Council** held on **Wednesday, 27 September 2023** at **10:00**

4. STATEMENTS AND COMMUNICATIONS BROUGHT FORWARD BY THE SPEAKER / EXECUTIVE MAYOR

5. CONSIDERATION OF REPORTS

5.1

APPROVAL FOR FILLING OF VACANCY: DIRECTOR: COMMUNITY SERVICES

D Arrison
09 October 2023

Director: Management Services

(028) 313 8001

1. Executive Summary

The purpose of this report is to obtain Council's approval for the filling of the vacancy of the Director Community Services.

2. Service Delivery and Budget Implementation Plan Reference - IGNITE

Directorate: Management Services

3. Compliance with Strategic Priority

Provision of democratic and accountable governance

4. Delegated Authority

None

5. Legal Requirements

- Section 160(1)(d) of the Constitution of the Republic of South Africa, 1996
- Sections 67, 56, 57A and 72 of the Local Government: Municipal Systems Act, 2000 (Act 32 of 2000) [Systems Act]
- Chapter 3 of the Local Government: Municipal Systems Act, 2000 (Act 32 of 2000): Local Government Regulations on Appointment and Conditions of Employment of Senior Managers, **(GN 21 dated 17 January 2014)** [Regulations]
- Local Government: Municipal Systems Amendment Act, 2022

6. Discussion

After no suitable candidates were identified during the previous recruitment process, Council at its meeting of 28 February 2023 resolved *that the filling of the current vacancy be held in abeyance until the organisational redesign process with specific reference to the macro structure is completed.* The macro structure in the redesign process was approved by Council on 28 June

2023, and *motivated supra in principle and thereby providing the service provider with the foundation to develop a commensurate micro structure.*

Chapter 3 of the Regulations Chapter 3 of the Local Government: Municipal Systems Act, 2000 (Act 32 of 2000): Local Government Regulations on Appointment and Conditions of Employment of Senior Managers, **(GN 21 dated 17 January 2014)** provides for the legislative process to be followed for the filling of the vacancy of a Senior Manager. Sub-regulation 7(1) determines that the must *upon receipt of official notification that the post of a senior manager will become vacant, obtain approval from the municipal council for the filling of such post in its next council meeting or as soon as it is reasonably possible to do so.*

Sub-regulation 10(2) provides that the vacancy must be advertised in a newspaper circulating nationally and, in the province, where the Municipality is located.

This item is thus brought before Council to seek approval to follow the recruitment process as prescribed in the Regulations mentioned above, and in implementation of Council's recommendation (28 February 2023), for Council to appoint a new Director: Community Services.

7. Financial Implications

Funding available on the 2023/2024 salary budget for the funding of this post, after the vacancy

8. Staff Implications

Vacancy of the position of Director: Community Services

9. Comments from other Departments, Divisions and Administrations

Not applicable

10. Annexures

None

RECOMMENDATION TO THE COUNCIL:

that the filling of the vacancy **be approved** and the post of Director: Community Services be advertised in the national newspapers as well as provincial newspapers in the Western Cape.

RESPONSIBLE OFFICIAL:

DS ARRISON

TARGET DATE FOR IMPLEMENTATION:

IMMEDIATELY

5.2**APPOINTMENT OF A SELECTION PANEL FOR THE RECRUITMENT AND SELECTION PROCESS FOR THE APPOINTMENT OF A DIRECTOR: COMMUNITY SERVICES**

D Arrison
9 October 2023

Director: Management Services

(028) 313 8001

1. Executive Summary

The purpose of this report is for Council to appoint a selection panel for the recruitment and selection process and for recommendations in the appointment of a Director: Community Services.

2. Service Delivery and Budget Implementation Plan - IGNITE

Director: Management Services

3. Compliance with Strategic Priority

Provision of democratic, accountable and ethical governance

4. Delegated Authority

None

5. Legal Requirements

Section 160(1)(d) of the Constitution of the Republic of South Africa, 1996
 Sections 67, and 72 of the Local Government: Municipal Systems Act, 2000 (Act 32 of 2000)

Chapter 3 of the Local Government: Municipal Systems Act, 2000 (Act 32 of 2000)

Local Government Regulations on Appointment and Conditions of Employment of Senior Managers (GN 21 dated 17 January 2014)

Local Government: Municipal Systems Amendment Act, 2022

6. Discussion

The recruitment and selection process for the appointment of a Director Community Services, has commenced.

Sub-regulation 12(1) of the Local Government: Municipal Systems Act, 2000 (Act 32 of 2000): Local Government Regulations on Appointment and Conditions of Employment of Senior Managers, (GN 21 dated 17 January

2014), provides for a *municipal council to appoint a selection panel to make recommendations for the appointment of candidates to vacant senior manager posts.*

Sub-regulation 12(2) further prescribes that *in deciding who to appoint to a selection panel, the following considerations must inform the decision:*

- (a) the nature of the post;*
- (b) the gender balance of the panel; and*
- (c) the skills, expertise, experience and availability of the persons to be involved.*

Sub-regulation 12(4) provides that the selection panel for the appointment of a manager directly accountable to a municipal manager must consist of at least three and not more than five members, constituted as follows:

- (a) The municipal manager, who will be the chairperson*
- (b) A member of the mayoral committee or councillor who is the portfolio head of the relevant portfolio; and*
- (c) At least one other person, who is not a councillor or staff member of the municipality, and who has expertise or experience in the area of the advertised post.*

7. Financial Implications

Sufficient funds are available on the 2023/2024 salary budget for the funding of this post and for subsistence and travel allowances for visiting members of the panel.

8. Staff Implications

Vacancy of the position of Director: Community Services.

9. Comments from other Departments, Divisions and Administrations

Not applicable.

10. Annexures

None

RECOMMENDATION TO THE COUNCIL:

that a selection panel for the recruitment and selection process and for recommendations to Council in the appointment of a Director Community Services, be instituted as follows:

- Mr Dean O'Neill, Municipal Manager – Chairperson;
- The Mayoral Committee member responsible for Community Services; and
- A visiting Municipal Manager from a Municipality in the Western Cape.

RESPONSIBLE OFFICIAL :

D ARRISON

TARGET DATE FOR IMPLEMENTATION :

IMMEDIATELY

5.3**A PORTION OF ERF 4565 HERMANUS: PARTIAL AMENDMENT OF COUNCIL RESOLUTION DATED 30 AUGUST 2023 – SOUTH AFRICAN POLICE SERVICE****N J Michaels**
5 October 2023**Director : Protection Services****(028) 313 8054**

1. Executive Summary

To obtain approval for the partial amendment of Council resolution dated 30 August 2023 with regards to the commencement date of the memorandum of agreement to be entered into with the South African Police Service (“SAPS”).

2. Service Delivery and Budget Implementation Plan - IGNITE

Directorate: Protection and Security Services
Protection and Security Services

3. Compliance with Strategic Priorities

Provision of democratic, accountable and ethical governance
Creation and maintenance of a safe and healthy environment

4. Delegated Authority

None

5. Legal Requirements

- Administration of Immovable Property Policy of the Overstrand Municipality (2015).
- Local Government: Municipal Finance Management Act, 2003 Municipal Asset Transfer Regulations, 2008 (No R. 878 of 2008).

6. Background/Discussion/Evaluation/Conclusion**Background/Discussion/Evaluation**

Council approved the following on 30 August 2023:

- “1. that the deviation from paragraphs 26 and 41 of the Administration of Immovable Property Policy of 2015 in order for the Municipality to enter into a memorandum of agreement with the South African Police Service to use floor space in the Incident Command Centre building situated on a portion of Erf 4565 Hermanus, for a period of 3 (THREE) years from 1*

*October 2023, to operate the control and surveillance service as part of the incident command system in a joint approach to fight crime within the Overstrand, **be approved;***

2. *that early occupation be given as soon as possible, allowing SAPS to prepare the allocated floor space for the intended use; and*
3. *that the Memorandum of Agreement to be entered into clearly stipulate which assets (irrespective of whether non-permanent in nature) will be given to the Municipality in lieu of the rental payable.”*

It is clear that the new facility could not be made available to SAPS to take occupation on 1 October 2023 as it was not ready to be occupied yet, hence it is necessary to amend the commencement date as approved by Council. In the interim it will be requested to amend the commencement date to 1 January 2024.

Conclusion

It is proposed that recommendation 1 of Council resolution dated 30 August 2023 be amended to read as follows:

1. that the deviation from paragraphs 26 and 41 of the Administration of Immovable Property Policy of 2015 in order for the Municipality to enter into a memorandum of agreement with the South African Police Service to use floor space in the Incident Command Centre building situated on a portion of Erf 4565 Hermanus, for a period of 3 (THREE) years from **1 January 2024**, to operate the control and surveillance service as part of the incident command system in a joint approach to fight crime within the Overstrand, be approved;

7. Financial Implications

None

8. Staff Implications

None

9. Comments from other Departments, Divisions and Administrations

Manager: Property Administration: Ms A Le Roux

My comments are already included in the report as I drafted it.

10. Annexures

None

RECOMMENDATION TO THE COUNCIL:

1. that recommendation 1 of Council resolution 5.1 dated 30 August 2023 be amended to read as follows:

that the deviation from paragraphs 26 and 41 of the Administration of Immovable Property Policy of 2015 in order for the Municipality to enter into a memorandum of agreement with the South African Police Service to use floor space in the Incident Command Centre building situated on a portion of Erf 4565 Hermanus, for a period of 3 (THREE) years from 1 January 2024, to operate the control and surveillance service as part of the incident command system in a joint approach to fight crime within the Overstrand, be approved; and

2. that, save for the above, the said resolution 5.1 dated 30 August 2023 shall remain in full force and effect.

RESPONSIBLE OFFICIAL :**L SMITH****TARGET DATE FOR IMPLEMENTATION :****15 NOVEMBER 2023****TARGET DATE TO INFORM APPLICANT :****15 NOVEMBER 2023**

5.4 TARIFFS FOR TIME OF USE RESIDENTIAL CUSTOMERS

SU Muller
12 October 2023

Director : Infrastructure & Planning

(028) 313 8019

1. Executive Summary

The purpose of the report is to request Council to consider the impact on customers who are adversely affected and penalised by the continuing loadshedding implemented by Eskom. It is recommended that Domestic Time of Use (ToU) customers be excluded from the sundry charge applicable for exceeding their notified maximum demand (NMD).

2. Service Delivery and Budget Implementation Plan - IGNITE

Directorate: Infrastructure and Planning
Department: Electricity Department

3. Compliance with Strategic Priorities

Provision of democratic, accountable and ethical governance
Provision and maintenance of municipal services

4. Delegated Authority

None

5. Legal Requirements

Local Government: Municipal Finance Management Act, 2003 (Act 56 of 2003) (MFMA)
Local Government: Municipal Systems Act, 2000 (Act 32 of 2000)

6. Background/Discussion/Evaluation/Conclusion

The annual tariffs approved by Council provide for a Sundry Charge for ToU customers that exceed their NMD (tariff E5A10).

During times of loadshedding, Domestic ToU customers sometimes exceed their NMD when the supply is restored after loadshedding due to a spike in electricity demand is thus beyond the consumer's control. Because of this, they are charged the Sundry Charge for exceeding their NMD, which amounts to R1 695,05 per kVA per month.

This Sundry Charge is not levied on other domestic consumers (credit meters and pre-paid meters) because their meters cannot record such incidents.

The total number of domestic consumers is 22 934, of which only 25 are ToU domestic consumers. It is unjust to penalise only the ToU consumers, while the credit and pre-paid domestic consumers are not.

It is therefore proposed that council exempt domestic ToU consumers from tariff E5A10 for exceeding their NMD in cases where the exceedance is due to loadshedding and not controllable by the consumer.

7. Financial Implications

The impact will be neglectable since the exemption only applies to a maximum of 25 domestic consumers, compared to 22 909 domestic consumers to whom the tariff does not apply.

8. Staff Implications

N/A

9. Comments from other Departments, Divisions and Administrations

None

10. Annexures

None

RECOMMENDATION TO THE COUNCIL:

that the exemption of domestic Time of Use consumers from tariff E5A10 for exceeding their Notified Maximum Demand in cases where the exceedance is due to loadshedding and not controllable by the consumer, **be approved** retrospectively from 1 July 2023.

RESPONSIBLE OFFICIAL :

K DU PLESSIS

TARGET DATE FOR IMPLEMENTATION :

1 JULY 2023

5.5**APPOINTMENT OF VALUATION APPEAL BOARD MEMBER****SG Reyneke-Naudé**
13 October 2023**Director: Finance****(028) 313 8040**

1. Executive Summary

The purpose of this report is to obtain permission from Council to appoint a new member, whom must be a professional valuer, to serve on the Valuation Appeal Board at Overstrand Municipality after the sudden resignation of H O Wiggins on 8 October 2023.

2. Service Delivery and Budget Implementation Plan - IGNITE

Directorate Finance
Department Revenue

3. Compliance with Strategic Priorities

Provision of democratic, accountable and ethical governance
Provision and maintenance of municipal services

4. Delegated Authority

None

5. Legal Requirements

Local Government: Municipal Property Rates Act 6, (Act 6 of 2004)

6. Background/Discussion/Evaluation/Conclusion

In terms of Section 56 of the Municipal Property Rates Act 6 of 2004 every municipality must have a Valuation Appeal Board which is appointed by the Minister of Local Government, Environmental Affairs and Development Planning, Western Cape.

“The MEC for local government must, by notice in the Provincial Gazette, establish as many valuation appeal boards in the province as may be necessary, but not fewer than one in each metropolitan municipality.”

The term of a Valuation Appeal Board is four years as stated in Section 60 of the Municipal Property Rates Act 6 of 2004.

“The term of office of members of an appeal board is four years, but members are eligible to be re-appointed.”

In terms of Section 58 of the Municipal Property Rates Act 6 of 2004 every Valuation Appeal Board must consist of a chairperson and not fewer than two and not more than four other members of which at least one must be a professional valuer registered in terms of the Property Valuers Profession Act, 2000 (Act 47 of 2000).

“An appeal board consists of-

- (a) A chairperson, who must be a person with legal qualifications and sufficient experience in the administration of justice; and*
- (b) Not fewer than two and not more than four other members with sufficient knowledge of or experience in the valuation of property, of which at least one-*
 - (i) Must be a professional valuer registered in terms of the Property Valuer registered in terms of the Property Valuers Profession Act, 2000 (Act 47 of 2000); or*
 - (ii) May be a professional associated valuer, without restrictions and with at least ten years’ experience, registered in terms of the Property Valuers Profession Act (Act 47 of 2000), if a professional valuer cannot be appointed. “*

Mr. H O Wiggins, who served as professional valuer on the Valuation Appeal Board at Overstrand Municipality in terms of above-mentioned requirement, formally resigned on 8 October 2023. The resignation of Mr. Wiggins was communicated to the Directorate Municipal Support and Capacity Building, Department of Local Government, Western Cape Government.

The Directorate Municipal Support and Capacity Building Department of Local Government, Western Cape Government assisted the municipality with the names of valuers that are currently serving on Valuation Appeal Boards of neighbouring municipalities, and who are willing to also serve on the Valuation Appeal Board of Overstrand Municipality in the same capacity.

The following valuers indicated that they are willing to serve on the Valuation Appeal Board of Overstrand Municipality:

1. Ms. C Hall, currently serving as valuer on the Appeal Board of Berg River and Witzenberg Municipalities. Ms. C Hall resides in Brackenfell.

2. Mr. P A Gerber, currently serving as valuer on the Appeal Board of Cape Agulhas, Prince Albert and Langeberg Municipalities. Mr. P A Gerber resides in Wellington.
3. Mr. C M Muller, currently serving as valuer on the Appeal Board of Knysna and Swellendam Municipalities. Mr. C M Muller resides in Knysna.

From the before-mentioned list of valuers who indicated that they are prepared to serve on the Appeal Board for Overstrand Municipality. Ms C Hall resides in Brackenfell and is the valuer that lives nearest to Overstrand. She has the necessary experience and qualification to qualify as fully competent for the position.

Ms C Hall indicated that she will be available for the meetings of the Valuation Appeal Board which is scheduled for November 2023 and December 2023.

7. Financial Implications

Budget provision was made for expenditure related to the remuneration of the Valuation Appeal Board members.

8. Staff Implications

N/A

9. Comments from other Departments, Divisions and Administrations

None

10. Annexures

- Annexure A: Communication with Minister of Local Government, Environmental Affairs and Development Planning, Western Cape regarding the valuers identified as willing to serve on the Appeal Board of Overstrand Municipality.
- Annexure B: Confirmation from the identified members that they are willing to serve on the Valuation Appeal Board of Overstrand Municipality.

RECOMMENDATION TO THE COUNCIL:

that Council consider the inputs received from the Directorate Municipal Support and Capacity Building, Department of Local Government, Western Cape and appoint Ms C Hall (professional valuer) as the new member to the Valuation Appeal Board of Overstrand Municipality, to replace Mr. H O Wiggins who resigned on 8 October 2023.

RESPONSIBLE OFFICIAL :**EM HOONEBERG****TARGET DATE FOR IMPLEMENTATION :****01 NOVEMBER 2023**

Johette Basson

Annexure A

From: Angelo M Mussell <Angelo.Mussell@westerncape.gov.za>
Sent: Tuesday, 10 October 2023 09:12
To: Johette Basson
Cc: Murial Cloete; Desiree Nolan; CFO; Elmarie Hooneberg
Subject: RE: APPOINTMENT OF NEW VALUER FOR APPEAL BOARD OF OVERSTRAND MUNICIPALITY

Good day Johette

I trust you are well.

The candidates that were provided are current Valuer/Members at other Municipalities. There are no candidates that resides closer to Hermanus.

1. Mr Gerber serves at Cape Agulhas, Prince Albert and Langeberg Municipalities, and resides in Wellington. (From: Wellington To: Hermanus, 7200 **2 hr 8 min** (163,1 km) via N2 Driving Directions), gerberpa@vodamail.co.za
2. Ms Hall serves at Bergrivier and Witzenberg Municipality and resides in Brackenfell. (From: Brackenfell, Cape Town To: Hermanus, 7200 **1 hr 34 min** (115,3 km) via N2 Driving Directions), cecilia@circleproperties.co.za
3. Mr Muller serves at Knysna and Swellendam Municipalities and resides in Knysna. (From: Knysna To: Hermanus, 7200 **4 hr 40 min** (412,5 km) via N2 Driving Directions), neels@rodeknyrna.co.za

You may contact the preferred candidate via e-mail to confirm if their schedules concur with the Municipality's schedule.

Kindly include Murial Cloete: marial.cloete@westerncape.gov.za, Desiree Nolan: desiree.nolan@westerncape.gov.za and myself: angelo.mussell@westerncape.gov.za in all correspondence please.

Kind regards

Angelo Mussell
 Directorate Municipal Support and Capacity Building
 Department of Local Government
 Western Cape Government

8th Floor, Waldorf Building, St Georges Mall
 Cape Town
 8000

Johette Basson

Annexure B 1/5

From: Lenize Gerber <gerberl@vodamail.co.za>
Sent: Monday, 09 October 2023 17:27
To: Angelo M Mussell
Cc: Murial Cloete
Subject: RE: Request to serve as a Replacement Valuer/Member for Overstrand Municipality

Good Afternoon Mr Mussell

Thank you for considering me. It will be a great honor to assist and serve as a Replacement Valuer/Member for the Overstrand Municipality's Valuation Appeal Board for the term 1/11/2023 – 31/8/2025.

Please accept my willingness.

Thank you so much.

Kind regards.

P.A. Gerber

Professional Valuer Nr. 2834

M.Rics Nr. 6208809

082-2136120

From: Angelo M Mussell <Angelo.Mussell@westerncape.gov.za>
Sent: Monday, October 9, 2023 10:39 AM
To: gerberpa@vodamail.co.za
Cc: Lenize Gerber <gerberl@vodamail.co.za>; Murial Cloete <Murial.Cloete@westerncape.gov.za>
Subject: Request to serve as a Replacement Valuer/Member for Overstrand Municipality
Importance: High

Dear Mr Gerber

Overstrand Municipality has a vacancy for a Replacement Valuer/Member on their Valuation Appeal Board[VAB] to serve the remainder of the Municipality's VAB term being: 1/11/2023-31/08/2025.

Kindly indicate your willingness to serve as a Valuer/Member for the above-mentioned period at Overstrand Municipality please.

Kindly respond via e-mail at your earliest convenience please.

Kind regards

Angelo Mussell

Directorate Municipal Support and Capacity Building
Department of Local Government
Western Cape Government

2/5

8th Floor, Waldorf Building, St Georges Mall
Cape Town
8000

Tel: 021 483 4959

Fax: 021 483 3337

E-mail: angelo.mussell@westerncape.gov.za

Website: www.westerncape.gov.za



"All views or opinions expressed in this electronic message and its attachments are the view of the sender and do not necessarily reflect the views and opinions of the Western Cape Government (the WCG). No employee of the WCG is entitled to conclude a binding contract on behalf of the WCG unless he/she is an accounting officer of the WCG, or his or her authorised representative. The information contained in this message and its attachments may be confidential or privileged and is for the use of the named recipient only, except where the sender specifically states otherwise. If you are not the intended recipient you may not copy or deliver this message to anyone."

Johette Basson

From: Cecilia@circleproperties.co.za
Sent: Monday, 09 October 2023 11:02
To: Angelo M Mussell
Subject: RE: Request to serve as a Replacement Valuer/Member for Overstrand Municipality

Good day

I would appreciate it iff I can serve on the valuation board. Thank you so much for asking. What documentation do you need from me?

Regards

Cecilia Hall

Professional Valuer
 Master Practitioner in Real Estate
 22 Monie Rosa Street, Protea Heights, Brackenfell, 7560
 6 Vondeling Close, Langebaan, 7357
 Po Box: 454 Brackenfell, 7560
 E-mail: cecilia@circleproperties.co.za
 Cel 0824512499
 Web site: www.circleproperties.co.za

Cecilia Hall hereby warrants the validity of their fidelity fund certificate (FFC) as at the date of signature of this agreement.

CONFIDENTIALITY CAUTION: This message is intended for the use of the addressed party only. If the reader is not the intended recipient, please notify our office immediately and destroy this message.
 VERTROUWLIKHEIDSWAARSKLWING: Hierdie boodskap bevat vertroulike inligting en is slegs vir die geadresseerde bedoel. Indien die leser hiervan nie die bedoelde party is nie, stel ons kantoor onmiddellik in kennis en vernietig die boodskap.

From: Angelo M Mussell <Angelo.Mussell@westerncape.gov.za>
Sent: Monday, October 9, 2023 10:59 AM
To: Cecilia Hall <cecilia@circleproperties.co.za>
Cc: Murial Cloete <Murial.Cloete@westerncape.gov.za>
Subject: Request to serve as a Replacement Valuer/Member for Overstrand Municipality
Importance: High

Dear Ms Hall

Overstrand Municipality has a vacancy for a Replacement Valuer/Member on their Valuation Appeal Board(VAB) to serve the remainder of the Municipality's VAB term being: 1/11/2023-31/08/2025.

4/5

Kindly indicate your willingness to serve as a Valuer/Member for the above-mentioned period at Overstrand Municipality please.

Kindly respond via e-mail at your earliest convenience please.

Kind regards

Angelo Mussell

Directorate Municipal Support and Capacity Building
Department of Local Government
Western Cape Government

8th Floor, Waldorf Building, St Georges Mall
Cape Town
8000

Tel: 021 483 4959

Fax: 021 483 3337

E-mail: angelo.mussell@westerncape.gov.za

Website: www.westerncape.gov.za



"All views or opinions expressed in this electronic message and its attachments are the view of the sender and do not necessarily reflect the views and opinions of the Western Cape Government (the WCG). No employee of the WCG is entitled to conclude a binding contract on behalf of the WCG unless he/she is an accounting officer of the WCG, or his or her authorised representative.
The information contained in this message and its attachments may be confidential or privileged and is for the use of the named recipient only, except where the sender specifically states otherwise.
If you are not the intended recipient you may not copy or deliver this message to anyone."

Johette Basson

From: Neels Muller <neels@rodekynsna.co.za>
Sent: Monday, 09 October 2023 11:26
To: Angelo M Mussell
Cc: Murial Cloete
Subject: Re: Request to serve as a Replacement Valuer/Member for Overstrand Municipality

Good morning

Thank you for considering me. This is confirmation that I am willing to serve as a Replacement Valuer/Member on the valuation Appeal Board for the term as mentioned in your email.

Regards

Neels Muller
083 262 3777

On 2023/10/09 10:44, Angelo M Mussell wrote:

Dear Mr Muller

Overstrand Municipality has a vacancy for a Replacement Valuer/Member on their Valuation Appeal Board(VAB) to serve the remainder of the Municipality's VAB term being: 1/11/2023-31/08/2025.

Kindly indicate your willingness to serve as a Valuer/Member for the above-mentioned period at Overstrand Municipality please.

Kindly respond via e-mail at your earliest convenience please.

Kind regards

Angelo Mussell
Directorate Municipal Support and Capacity Building
Department of Local Government
Western Cape Government

8th Floor, Waldorf Building, St Georges Mall
Cape Town
8000

Tel: 021 483 4959
Fax: 021 483 3337
E-mail: angelo.mussell@westerncape.gov.za
Website: www.westerncape.gov.za

5.6**MONTHLY REPORT TO COUNCIL ON SUPPLY CHAIN MANAGEMENT (SCM) POLICY: PARAGRAPH 36, 16(1)(b) AND 17(1)(c) FOR SEPTEMBER 2023**

C Le Roux
04 October 2023

Deputy Director: Finance & SCM

(028) 313 8107

1. Executive Summary

The purpose of this report is to inform Council of all deviations from the Supply Chain Management Policy, approved by the delegated authority in terms of Paragraph 36 of the Supply Chain Management Policy, approvals in terms of Paragraph 16(1)(b) and 17(1)(c) for September 2023.

2. Service Delivery and Budget Implementation Plan - IGNITE

Directorate: Finance
 Department: Supply Chain Management

3. Compliance with Strategic Priorities

Provision of democratic, accountable and ethical governance
 Provision and maintenance of municipal services

4. Delegated Authority

None

5. Legal Requirements

Local Government: Municipal Finance Management Act 2003, (Act 56 of 2003)
 Local Government: Municipal Systems Act 2000, (Act 32 of 2000)
 Overstrand Municipality Supply Chain Management Policy dated 25 June 2008, as amended.
 Overstrand Municipality Preferential Procurement Policy

6. Background/Discussion/Evaluation/Conclusion**Background**

The purpose of this report is to ensure that Council maintains oversight over the implementation of the Supply Chain Management Policy. In terms of Paragraph 36(2) of the said policy, the Accounting Officer must record the reasons for any deviations in terms of Paragraph 36(1) of the policy and report same to council.

Discussion**A. Deviations - Paragraph 36(1)(a)**

Paragraph 36(1)(a) of Council's Supply Chain Management (SCM) Policy allows circumstances for deviations from the procurement processes. Furthermore, the policy requires in Paragraph 36(2), that the reasons for any deviations from the procurement processes must be recorded and be reported to Council.

Deviations approved in terms of Paragraph 36(1)(a) for September 2023 is attached as **Annexure A**.

B. Awards in terms of Paragraph 16(1)(b) and 17(1)(c)

In terms of Paragraph 16(1)(b) and 17(1)(c) of the SCM Policy, where the Written or Formal Written Price Quotation process has been followed for procurement and it is not possible to obtain at least three quotations, the reasons must be recorded and approved by the Chief Financial Officer (CFO) or an official designated by the CFO.

In terms of Paragraph 16(1)(b) and 17(2) of the said policy, the designated official must report all such approvals made by the official in terms of their sub-delegation to the Chief Financial Officer.

A schedule of all such approvals for September 2023 is attached as per **Annexure B**.

C. Value of all Awards (Procurement transactions)

All procurement transactions undertaken with regards to tenders, transversal contracts, amendment of contracts, formal written price quotations (in excess of R30 000), written price quotations (below R30 000) awarded in terms of the Supply Chain Management Policy for September 2023.

A schedule of these awards for September 2023 is attached as **Annexure C**.

7. Financial Implications

None

8. Staff Implications

None

9. Comments from other Departments, Divisions and Administrations

None

10. Annexures

Annexure A: Schedule of deviations from the procurement processes approved in terms of sub-delegations

Annexure B: Schedule of approvals in terms of Paragraph 16(1)(b) and 17(1)(c)

Annexure C: Schedule of awards made through the Bid Committee system, formal written price quotations in excess of R30 000 and all price quotations below R30 000

RECOMMENDATION TO THE COUNCIL:

1. that the deviations from the procurement processes, approved in terms of the delegated authority for September 2023, **be noted**;
2. that the awards made in terms of Paragraph 16(1)(b) and 17(1)(c), approved in terms of the delegated authority for September 2023, **be noted**; and
3. that the awards made through the Bid Committee system, formal written price quotations in excess of R30 000 and price quotations below R30 000 for September 2023, **be noted**.

RESPONSIBLE OFFICIAL :**C LE ROUX****TARGET DATE FOR IMPLEMENTATION :****TO BE NOTED**



SCHEDULE OF DEVIATIONS IN TERMS OF CLAUSE 36(1)(a) OF THE SCM POLICY - OVERSTRAND MUNICIPALITY - SEPTEMBER 2023

#	Request	Supplier	Approved Date	Deviation in terms of Clause 36(1)(a)	Amount Operational	Amount Capital	VAT	Value of the Deviation	Comments / Line description
1	SCD3515/2023	Institute of Environment and Recreation Management (IERM)	2023/09/01	36(1)(a)(v)	R 8 000,00	R -	R -	R 8 000,00	IERM Convention 13 - 15 September 2023
2	SCD3519/2023	Environmental Safety Systems CC	2023/09/22	36(1)(a)(v)	R 73 873,91	R -	R 11 081,09	R 84 955,00	Calibrate and Repair of BW Gas Alert Monitors
3	SCD3520/2023	Institute of Traffic, Licensing & Metro Police Officer of South Africa (ITLMPOSA)	2023/09/26	36(1)(a)(v)	R 5 100,00	R -	R -	R 5 100,00	5th Conference and Annual General Meeting /Institute of Traffic, Licensing Metro Police Officers of SA (ITLMPO-SA)

TOTAL	3	R 86 973,91	R -	R 11 081,09	R 98 055,00
--------------	----------	--------------------	------------	--------------------	--------------------



Schedule of approvals in terms of Clause 17(2) of the SCM Policy - Overstrand Municipality - September 2023									
Received only one quote by closing time and date of submission of quotation									
Received only two quotes at closing time and date of submission of quotation									
#	Order #	Supplier	Date	Value (Excl. VAT)	VAT	Value (Incl. VAT)	Reason Code	Comments / Line description	
1	264628	GERT GROVE ELECTRICAL	20230727	R 3 477,40	R 521,60	R 3 999,00	10	INSTALLATION OF 3 X EXTRA DEDICATED PLUG POINTS IN 3 AREAS	
2	264635	FUNCTION HIRE.COM	20230829	R 4 024,42	R 603,64	R 4 628,06	10	ROYAL BLUE TABLE RUNNERS FOR 2 DAYS	
3	264717	DERELIZE PRINTING	20230901	R 18 050,00	-	R 18 050,00	10	150 X GOLF SHIRTS WITH MUNICIPAL LOGO	
4	264720	PROLINEA OFFICE FURNITURE CC	20230711	R 4 716,00	R 707,40	R 5 423,40	10	BLINDS FOR NEW OFFICES AT OLD AMBULANCE STATION	
5	264811	CCS PLANT TOOL & TRAILER HIRE	20230815	R 3 782,61	R 567,39	R 4 350,00	10	HEAVY DUTY STIHL BRUSHCUTTERS FOR HIRE FOR 5 DAYS	
6	264845	DERELIZE PRINTING	20230823	R 3 950,00	-	R 3 950,00	10	VEHICLE LOG BOOKS A4 LANDSCAPE (297X210MM)	
7	264941	MCINJANA TOURS	20230915	R 6 600,00	-	R 6 600,00	10	RETURN TRANSPORT FOR 22 PEOPLE FROM HERMANUS TO WORCHESTER ON SUNDAY 24 SEPTEMBER 2023	
8	264988	RIGTECH SERVICES	20230906	R 4 500,00	R 675,00	R 5 175,00	10	MOVEMENT OF CONTAINER 200 M	
9	264613	FUNCTION HIRE.COM	20230822	R 19 210,75	-	R 19 210,75	11	CATERING SERVICES FOR TOURISM INDABA 07 SEPTEMBER 2023	
10	264620	OVERBERG STEEL & IRRIGATION	20230901	R 20 000,00	R 3 000,00	R 23 000,00	11	HIRE OF GAS FOR FLEET MANAGEMENT WORKSHOPS FROM 01 SEPTEMBER 2023	
11	264641	FUNCTION HIRE.COM	20230829	R 24 219,00	-	R 24 219,00	11	CATERING SERVICES	
12	264663	CCS PLANT TOOL & TRAILER HIRE	20230801	R 3 055,87	R 438,13	R 3 494,00	11	HIRING OF CONCRETE MIXER FOR 31 DAYS AND TRANSPORT	
13	264713	YMS MEDICAL SUPPLIES (PTY) LTD	20230825	R 11 041,34	R 1 656,23	R 12 697,57	11	MEDICAL ITEMS	
14	264754	WAB PRINTMEDIA (PTY) LTD	20230814	R 7 500,00	R 1 125,00	R 8 625,00	11	400 X BROWN FILES A4 SIZE WITH BLUE TAPE EDGES AND HARDBOARD CENTRE	
15	264804	BOTRIVIER BOEREMARK	20230821	R 2 550,00	R 382,50	R 2 932,50	11	KNITTEX SHADE NET DESERT SAND SABS 72%	
16	264809	HENDRICKS M	20230725	R 13 600,00	-	R 13 600,00	11	REPAIRING OF ROOF & CEILINGS	
17	264969	YELLOW MANGO TRADING CC	20230801	R 3 204,34	R 480,65	R 3 684,99	11	PACKAGING MATERIAL	
18	264970	LUMBER & LAWN	20230828	R 20 360,31	R 3 053,94	R 23 414,25	11	SPARE PARTS	
19	264974	BOTRIVIER BOEREMARK	20230912	R 12 049,48	R 1 807,42	R 13 856,90	11	HARDWARE ITEMS	
20	264976	BOTRIVIER BOEREMARK	20230822	R 2 405,88	R 360,88	R 2 766,76	11	GARDEN FENCE	
21	264991	PROLINEA OFFICE FURNITURE CC	20230829	R 17 717,92	R 2 657,68	R 20 375,60	11	BLINDS FOR GANSBAAI ELECTRICAL	
22	265000	GANSBAAI BUILD IT (PTY) LTD	20230731	R 11 303,46	R 1 695,44	R 12 998,90	11	HARDWARE ITEMS	
23	SC2396/2023	GRABOUW DIERE KLINIEK CC	20230915	R 173 913,04	R 26 086,96	R 200 000,00	10	ANIMAL CARE - VETERINARY HEALTH CARE SERVICES FOR THE OVERSTRAND MUNICIPALITY DOGS AT THE K9 UNIT	

TOTAL R 391 231,82 R 45 819,86 R 437 051,68

23




SUPPLY CHAIN MANAGEMENT REPORT IN TERMS OF PARAGRAPH 5(3) OF THE SCM POLICY

TENDERS AWARDED TO THE BIDDER SCORING THE HIGHEST POINTS IN TERMS OF COUNCIL'S PREFERENTIAL PROCUREMENT POLICY AS WELL AS TENDERS CANCELLED - SEPTEMBER 2023

#	Tender #	Description	Directorate	Adjudication	Awarded to	B-BBEE Level	Locality points	Completion Period	Amount Operational	Amount Capital	VAT @ 15%	Total / Estimated Amount (Incl. VAT)
1	SC2347/2022	Supply & Delivery of Printing Paper, Ink Toners, Cartridges and Ribbons for a contract period ending 30 June 2026	Finance	21-Sep-23	Langaihlle Trading CC	0	N/A	30-Jun-26	R 85 860,00	R -	R -	R 85 860,00
	Bidvest Waltons a Division of Bidvest Office (Pty) Ltd				0	N/A	R 2 097 871,30		R -	R 314 680,70	R 2 412 552,00	
	EPC Consumables CC				1	N/A	R 2 806 255,43		R -	R 420 938,32	R 3 227 193,75	
	MN Akue Enterprises (Pty) Ltd				0	N/A	R 115 500,30		R -	R -	R 115 500,30	
2	SC2372/2023	Supply and Installation of Web-Based / Online Bulk SMS Sending Software / Services	Community Services	01-Sep-23	Unlimited Horizons (Pty) Ltd	0	Outside Western Cape	30-Jun-26	R 752 250,00	R -	R -	R 752 250,00
3	SC2392/2023	Lease of Refreshment Kiosk at Onrus Caravan Park for a contract period ending 30 June 2026	Community Services	01-Sep-23	Floris Jacobus Stemmet t/a MatchPoint	4	Overstrand - 10	30-Jun-26	R 1 775 500,00	R -	R -	R 1 775 500,00
4	SC2394/2023	Hire of Vacuum and Jetting Combination Units for the Maintenance of Sewer and Stormwater Networks in the Overstrand Area on an as and when required basis for the tender period ending 30 June 2026	Community Services	05-Sep-23	Juno Corp (Pty) Ltd	8	Overstrand - 10	30-Jun-26	R 6 446 695,51	R -	R 967 004,33	R 7 413 699,84
5	SC2403/2023	Upgrading of Stormwater Infrastructure in Proteadorp, Kleinmond	Infrastructure & Planning	29-Sep-23	Matamela Enterprise CC	0	Western Cape - 4	30-Jun-24	R -	R 4 374 755,00	R 656 213,25	R 5 030 968,25

Total	R 12 479 932,55	R 4 374 755,00	R 2 358 836,59	R 19 213 524,14
--------------	------------------------	-----------------------	-----------------------	------------------------

											
SUPPLY CHAIN MANAGEMENT REPORT IN TERMS OF PARAGRAPH 5(3) OF THE SCM POLICY											
FORMAL WRITTEN QUOTATIONS AWARDED TO THE BIDDER SCORING THE HIGHEST POINTS IN TERMS OF COUNCIL'S PREFERENTIAL PROCUREMENT POLICY AS WELL AS FORMAL WRITTEN QUOTATIONS CANCELLED - AUGUST 2023											
#	Quotation #	Description	Adjudication	Awarded to	B-BBEE Level Awarded	Locality points	Completion Period	Amount Operational	Amount Capital	VAT @ 15%	Total / Estimated Amount (Incl. VAT)
1	SC2396/2023	Animal Care – Veterinary Health Care Services for the Overstrand Municipality Dogs at the K9 Unit	15-Sep-23	Grabouw Diere Kliniek t/a Hermanus Animal Hospital	0	Did not claim any points	30-Jun-24	R 173 913,04	R -	R 26 086,96	R 200 000,00
Total								R 173 913,04	R -	R 26 086,96	R 200 000,00

SUPPLY CHAIN MANAGEMENT REPORT IN TERMS OF PARAGRAPH 5(3) OF THE SCM POLICY												
AMENDMENTS OF CONTRACT - SEPTEMBER 2023												
#	Contract #	Description	Directorate	Adjudication	Awarded to	B-BBEE Level Awarded	Locality points	Completion Period	Amount Operational	Amount Capital	VAT @ 15%	Total / Estimated Amount (Incl. VAT)
1	SC2319A/2022	Amendment of contract: Replacement of Water Pipes within the Overstrand Municipal Area	Infrastructure & Planning	08-Sep-23	Martin & East (Pty) Ltd	N/A	N/A	30-Jun-24	R -	R 3 279 173,91	R 491.876,09	R 3 771 050,00
Total			1						R -	R 3 279 173,91	R 491 876,09	R 3 771 050,00



PROCUREMENT BELOW R30 000 WRITTEN QUOTATIONS IN TERMS OF COUNCIL'S PREFERENTIAL PROCUREMENT POLICY - SEPTEMBER 2023								
#	Requisition #	Order #	Order Date	Creditor Name	Amount (Excl VAT)	VAT	Amount (Incl VAT)	Description of goods/service
1	133242	264611	01/09/2023	OFFICE FOR YOU (PTY) LTD	R 12 126,00	R 1 818,90	R 13 944,90	STATIONERY
2	133127	264612	01/09/2023	MEMOTEK TRADING CC	R 10 505,04	R 1 575,76	R 12 080,80	CLEANING ITEMS
3	133344	264613	01/09/2023	FUNCTION HIRE.COM	R 19 210,75	R -	R 19 210,75	CATERING
4	133112	264614	01/09/2023	YELLOW MANGO TRADING CC	R 3 316,40	R 497,46	R 3 813,86	WORKWEAR
5	133512	264615	01/09/2023	VEES CLEANING SOLUTIONS (PTY) LTD	R 1 695,65	R 254,35	R 1 950,00	LABOUR
6	132471	264618	01/09/2023	GANSBAAI MIDAS	R 880,43	R 132,06	R 1 012,49	FLEET - FILTERS
7	132986	264619	01/09/2023	OFFICE FOR YOU (PTY) LTD	R 7 426,60	R 1 113,99	R 8 540,59	KITCHEN SUPPLIES
8	133594	264620	01/09/2023	OVERBERG STEEL & IRRIGATION	R 20 000,00	R 3 000,00	R 23 000,00	HIRE OF GAS
9	133458	264621	01/09/2023	GANSBAAI BUILD IT (PTY) LTD	R 1 725,04	R 258,76	R 1 983,80	HARDWARE
10	133069	264622	01/09/2023	E-BOIL SYSTEMS CC	R 9 525,00	R 1 428,75	R 10 953,75	HYDROBOIL
11	133046	264623	01/09/2023	CONNOR REECE CIVILS AND ENGINEERING	R 10 114,20	R -	R 10 114,20	STEEL TRESTLE (BOKKIES)
12	132935	264624	01/09/2023	OFFICE FOR YOU (PTY) LTD	R 24 019,00	R 3 602,85	R 27 621,85	STATIONERY
13	133413	264625	01/09/2023	BUTTER FLOUR (PTY) LTD	R 4 445,00	R -	R 4 445,00	CATERING
14	133054	264627	01/09/2023	JOINERY AND KITCHENS (PTY) LTD	R 2 000,00	R -	R 2 000,00	REPAIR WORK
15	132683	264628	04/09/2023	GERT GROVE ELECTRICAL	R 3 477,39	R 521,61	R 3 999,00	SUPPLY AND INSTALL DEDICATED PLUGS
16	133072	264629	04/09/2023	GANSBAAI BUILD IT (PTY) LTD	R 4 912,70	R 736,90	R 5 649,60	POLES
17	133378	264633	04/09/2023	HERMANUS MIDAS	R 448,20	R 67,23	R 515,43	FLEET - SPARES
18	133161	264634	04/09/2023	STARTUNE	R 9 632,00	R 1 444,80	R 11 076,80	LEATHER GLOVES
19	133500	264635	04/09/2023	FUNCTION HIRE.COM	R 4 024,40	R 603,66	R 4 628,06	DÉCOR
20	133375	264636	04/09/2023	KAAP AGRI AGRIMARK LIQUOR	R 294,35	R 44,15	R 338,50	TOOLS
21	133377	264637	04/09/2023	KLEINMOND BOUHANDEL	R 722,78	R 108,42	R 831,20	TOOLBOX
22	133060	264638	04/09/2023	BOTRIVIER BOEREMARK	R 15 075,00	R 2 261,25	R 17 336,25	VEHICLE REPAIR TOOLS
23	133193	264640	04/09/2023	SA FIRE WATCH (PTY) LTD	R 8 300,00	R 1 245,00	R 9 545,00	ICT EQUIPMENT
24	133506	264641	05/09/2023	FUNCTION HIRE.COM	R 24 219,00	R -	R 24 219,00	CATERING
25	133474	264642	05/09/2023	HERMANUS BUILD IT (PTY) LTD	R 650,35	R 97,55	R 747,90	PAINT AND ACCESSORIES
26	133508	264643	05/09/2023	HERMANUS BUILD IT (PTY) LTD	R 1 425,91	R 213,89	R 1 639,80	TOOLS

#	Requisition #	Order #	Order Date	Creditor Name	Amount (Excl VAT)	VAT	Amount (Incl VAT)	Description of goods/service
27	133108	264644	05/09/2023	HERMANUS BUILD IT (PTY) LTD	R 1 208,61	R 181,29	R 1 389,90	TILE CEMENT
28	133252	264645	05/09/2023	HERMANUS BUILD IT (PTY) LTD	R 161,65	R 24,25	R 185,90	HARDWARE
29	132701	264651	06/09/2023	HERMANUS BUILD IT (PTY) LTD	R 25 564,26	R 3 834,64	R 29 398,90	BUILDING BLOCKS
30	132852	264652	06/09/2023	HERMANUS BUILD IT (PTY) LTD	R 234,70	R 35,20	R 269,90	HARDWARE
31	133599	264653	06/09/2023	THE HIRE CENTRE ONRUSRIEVER	R 217,39	R 32,61	R 250,00	DRILL REPAIRS
32	133106	264654	06/09/2023	HERMANUS BUILD IT (PTY) LTD	R 1 669,39	R 250,41	R 1 919,80	HARDWARE
33	133516	264655	06/09/2023	OVERBERG AGRI BEDRYWE (PTY) LTD	R 882,62	R 132,39	R 1 015,01	GEYSER ELEMENT
34	133454	264656	06/09/2023	OVERBERG AGRI BEDRYWE (PTY) LTD	R 1 498,26	R 224,74	R 1 723,00	CLOTHING
35	133091	264657	06/09/2023	MEMOTEK TRADING CC	R 11 235,00	R 1 685,25	R 12 920,25	HERBICIDE
36	133215	264658	06/09/2023	MEMOTEK TRADING CC	R 18 637,66	R 2 795,65	R 21 433,31	POLES
37	133565	264659	06/09/2023	HERMANUS BUILD IT (PTY) LTD	R 391,22	R 58,68	R 449,90	POLES
38	133566	264660	06/09/2023	BUILDERS TRADE DEPOT, BUILDERS WAREHO	R 1 343,91	R 201,59	R 1 545,50	BUILDING TOOLS
39	132440	264661	06/09/2023	WALKER BAY CONCRETE PRODUCTS	R 2 696,23	R 404,44	R 3 100,67	CONCRETE SIABS
40	132843	264663	06/09/2023	CCS PLANT TOOL & TRAILER HIRE	R 3 038,26	R 455,74	R 3 494,00	HIRE OF CONCRETE MIXER
41	132917	264668	06/09/2023	NOLADA 8 (PTY) LTD	R 2 260,00	R 339,00	R 2 599,00	TOOL - GRINDER
42	133531	264669	06/09/2023	XL GLENWOOD TRAVEL AGENCY	R 12 418,42	R 1 862,76	R 14 281,18	ACCOMODATION, FLIGH & SHUTTLE
43	133567	264670	06/09/2023	XL GLENWOOD TRAVEL AGENCY	R 13 705,37	R 2 055,80	R 15 761,17	ACCOMODATION, FLIGH & SHUTTLE
44	133058	264671	06/09/2023	BUTTER FLOUR (PTY) LTD	R 4 826,09	R 723,91	R 5 550,00	CATERING
45	133198	264672	06/09/2023	BIDVEST WALTONS	R 23 785,01	R 3 567,75	R 27 352,76	OFFICE FURNITURE
46	132957	264673	06/09/2023	OFFICE FOR YOU (PTY) LTD	R 2 690,00	R 403,50	R 3 093,50	POWERBANK
47	132895	264674	06/09/2023	OFFICETECH	R 3 530,00	R 529,50	R 4 059,50	ELECTRICAL APPLIANCES
48	133185	264675	06/09/2023	NOLADA 8 (PTY) LTD	R 24 996,00	R 3 749,40	R 28 745,40	STORMWATER PIPE
49	133178	264676	06/09/2023	OFFICE FOR YOU (PTY) LTD	R 2 772,00	R 415,80	R 3 187,80	STATIONERY
50	132970	264679	06/09/2023	MEMOTEK TRADING CC	R 14 012,34	R 2 101,85	R 16 114,19	CLEANING ITEMS
51	133595	264682	06/09/2023	HERMANUS OFFICE NATIONAL	R 452,61	R 67,89	R 520,50	STATIONERY
52	133277	264683	06/09/2023	BIDVEST WALTONS	R 14 112,01	R 2 116,80	R 16 228,81	OFFICE FURNITURE
53	133579	264684	06/09/2023	ERIC BOOKER PROMOTIONS (PTY) LTD	R 1 682,35	R 252,35	R 1 934,70	HARDWARE
54	133483	264686	06/09/2023	XL GLENWOOD TRAVEL AGENCY	R 6 761,77	R 1 014,27	R 7 776,04	FLIGHTS
55	133132	264689	07/09/2023	BIG CHEST (PTY) LTD	R 9 500,00	R 1 425,00	R 10 925,00	LED HEADLAMP
56	133317	264690	07/09/2023	ERIC BOOKER PROMOTIONS (PTY) LTD	R 2 852,17	R 427,83	R 3 280,00	SIGNBOARD
57	133380	264691	07/09/2023	HERMANUS MIDAS	R 157,04	R 23,56	R 180,60	FLEET - SPARES

#	Requisition #	Order #	Order Date	Creditor Name	Amount (Excl VAT)	VAT	Amount (Incl VAT)	Description of goods/service
58	133683	264693	07/09/2023	HERMANUS MIDAS	R 1 435,40	R 215,31	R 1 650,71	FLEET - SPARES
59	133612	264694	07/09/2023	GARDINER N (THE BUSINESS ZONE)	R 1 980,00	R -	R 1 980,00	BUILDING MAINTENANCE
60	132973	264695	07/09/2023	ACDC EXPRESS HERMANUS	R 494,90	R 74,24	R 569,14	ELECTRICAL ITEM
61	133439	264699	07/09/2023	NOLADA 8 (PTY) LTD	R 5 810,00	R 871,50	R 6 681,50	CHROME 3-SEATER CHAIR
62	133237	264700	07/09/2023	NOLADA 8 (PTY) LTD	R 1 962,00	R 294,30	R 2 256,30	PLUMBING ITEMS
63	133119	264701	07/09/2023	OFFICETECH	R 5 470,00	R 820,50	R 6 290,50	OFFICE FURNITURE
64	133546	264702	07/09/2023	KAAP AGRI AGRIMARK LIQUOR	R 621,90	R 93,28	R 715,18	SHIELD TYRE GLOSS
65	133622	264703	07/09/2023	HERMANUS HARDWARE	R 196,52	R 29,48	R 226,00	EPOXY GUN
66	133632	264704	07/09/2023	HERMANUS HARDWARE	R 1 705,22	R 255,78	R 1 961,00	HARDWARE
67	133687	264706	07/09/2023	LOUISA MOYENA	R 1 900,00	R -	R 1 900,00	REPAIR WORK
68	133318	264708	07/09/2023	NOLADA 8 (PTY) LTD	R 3 843,00	R 576,45	R 4 419,45	TOOLS
69	133224	264709	07/09/2023	OFFICETECH	R 17 942,40	R 2 691,36	R 20 633,76	OFFICE FURNITURE
70	133440	264711	08/09/2023	BIDVEST WALTONS	R 1 553,15	R 232,97	R 1 786,12	CLEANING ITEMS
71	133044	264712	08/09/2023	EPC CONSUMABLES	R 13 200,00	R 1 980,00	R 15 180,00	PLASTIC CHAIRS
72	133448	264713	08/09/2023	YMS MEDICAL SUPPLIES (PTY) LTD	R 11 041,37	R 1 656,20	R 12 697,57	MEDICAL ITEMS
73	133276	264714	08/09/2023	FREMTAC FIRE AND RESCUE CC	R 22 222,72	R 3 333,41	R 25 556,13	BLADES
74	133255	264715	08/09/2023	OK FOODS GANSBAAI	R 23 127,00	R 3 469,05	R 26 596,05	CLEANING ITEMS
75	133604	264716	08/09/2023	XL GLENWOOD TRAVEL AGENCY	R 20 026,92	R 3 004,04	R 23 030,96	FLIGHTS AND SHUTTLE
76	133582	264717	08/09/2023	DERELIZE PRINTING	R 15 695,65	R 2 354,35	R 18 050,00	GOLF SHIRTS
77	132134	264720	11/09/2023	PROLINEA OFFICE FURNITURE	R 4 716,00	R 707,40	R 5 423,40	BLINDS
78	133721	264721	11/09/2023	KLEINMOND BOUHANDEL	R 448,17	R 67,23	R 515,40	BATTERIES
79	133733	264722	11/09/2023	GANSBAAI BUILD IT (PTY) LTD	R 1 165,18	R 174,78	R 1 339,96	HARDWARE
80	133764	264723	11/09/2023	HERMANUS BUILD IT (PTY) LTD	R 1 608,65	R 241,30	R 1 849,95	PAINT
81	133260	264724	11/09/2023	LUMBER & LAWN	R 10 066,31	R 1 509,95	R 11 576,26	PRUNING SAW
82	133580	264725	11/09/2023	BUTTER FLOUR (PTY) LTD	R 14 900,00	R -	R 14 900,00	CATERING
83	133605	264726	11/09/2023	ANTONIE PJ	R 2 000,00	R -	R 2 000,00	PAINTING OF TAXI RANK
84	133661	264727	11/09/2023	GANSBAAI MIDAS	R 769,44	R 115,42	R 884,86	FLEET - SPARES
85	133746	264728	11/09/2023	ERIC BOOKER PROMOTIONS (PTY) LTD	R 873,04	R 130,96	R 1 004,00	STEEL TUBING
86	133714	264729	11/09/2023	RC SUPPLIERS	R 956,52	R 143,48	R 1 100,00	KITCHEN SUPPLIES
87	133719	264735	12/09/2023	HERMANUS MIDAS	R 767,40	R 115,11	R 882,51	FLEET - SPARES
88	133621	264736	12/09/2023	GEORGE LODGE INTERNATIONAL	R 1 513,04	R 226,96	R 1 740,00	ACCOMODATION

#	Requisition #	Order #	Order Date	Creditor Name	Amount (Excl VAT)	VAT	Amount (Incl VAT)	Description of goods/service
89	132814	264739	12/09/2023	BUILDERS TRADE DEPOT, BUILDERS WAREHO	R 6 000,00	R 900,00	R 6 900,00	SHADE NET
90	133433	264740	12/09/2023	BOTRIVIER BOEREMARK	R 6 824,74	R 1 023,71	R 7 848,45	PAINT
91	133684	264741	12/09/2023	BIDVEST WALTONS	R 10 290,00	R 1 543,50	R 11 833,50	OFFICE FURNITURE
92	133749	264742	12/09/2023	AI KEYWORDS	R 977,39	R 146,61	R 1 124,00	ACCOMODATION
93	133348	264750	13/09/2023	ACDC EXPRESS HERMANUS	R 11 583,00	R 1 737,45	R 13 320,45	LED HEADLAMP
94	133217	264751	13/09/2023	EPC CONSUMABLES	R 8 868,50	R 1 330,28	R 10 198,78	CLEANING ITEMS
95	133391	264752	13/09/2023	MEMOTEK TRADING CC	R 5 886,81	R 883,02	R 6 769,83	HARDWARE
96	133146	264753	13/09/2023	WAB PRINTMEDIA (PTY) LTD	R 1 400,00	R 210,00	R 1 610,00	DESIGN AND PRINT OF T CARD
97	133117	264754	13/09/2023	WAB PRINTMEDIA (PTY) LTD	R 7 500,00	R 1 125,00	R 8 625,00	STATIONERY
98	133795	264755	13/09/2023	GANSBAAI BUILD IT (PTY) LTD	R 486,94	R 73,04	R 559,98	PAINT
99	133450	264756	13/09/2023	OFFICETECH	R 7 650,00	R 1 147,50	R 8 797,50	OFFICE FURNITURE
100	133447	264757	13/09/2023	LINDA JACOBS PROMOTIONS	R 6 696,15	R 1 004,42	R 7 700,57	CLOTHING
101	133549	264758	13/09/2023	MEMOTEK TRADING CC	R 3 357,60	R 503,64	R 3 861,24	SEALANT
102	133552	264759	13/09/2023	TOP FIKS SUPPLIERS	R 1 300,00	R 195,00	R 1 495,00	STEEL HYDRANT KEY AND BAR
103	133553	264760	13/09/2023	NOLADA 8 (PTY) LTD	R 4 010,00	R 601,50	R 4 611,50	TRAFFIC CONE
104	133633	264761	13/09/2023	POWERCOMM SOLUTIONS (PTY) LTD	R 22 198,00	R 3 329,70	R 25 527,70	ELECTRICAL METRES
105	133755	264762	13/09/2023	GARDEN COURT NELSON MANDELA BOULEV	R 2 966,96	R 445,04	R 3 412,00	ACCOMODATION
106	133765	264764	13/09/2023	GANSBAAI MIDAS	R 1 336,97	R 200,55	R 1 537,52	FLEET - SPARES
107	133791	264765	13/09/2023	KAAP AGRI AGRIMARK LIQUOR	R 1 517,28	R 227,59	R 1 744,87	TOOLS
108	133792	264766	13/09/2023	HERMANUS BUILD IT (PTY) LTD	R 382,52	R 57,38	R 439,90	HARDWARE
109	133779	264767	14/09/2023	XL GLENWOOD TRAVEL AGENCY	R 4 420,89	R 663,13	R 5 084,02	FLIGHTS
110	133410	264768	14/09/2023	BUTTER FLOUR (PTY) LTD	R 6 950,00	-	R 6 950,00	CATERING
111	133573	264770	14/09/2023	HERMANUS OFFICE NATIONAL	R 969,13	R 145,37	R 1 114,50	STATIONERY & ELECTRICAL ITEMS
112	133259	264771	14/09/2023	VUYANI ELECTRICAL SUPPLIES CC	R 2 417,00	R 362,55	R 2 779,55	ELECTRICAL ITEMS
113	133310	264772	14/09/2023	BUILDERS TRADE DEPOT, BUILDERS WAREHO	R 10 203,22	R 1 530,48	R 11 733,70	GEYSER
114	133309	264773	14/09/2023	RC SUPPLIERS	R 2 131,70	R 319,75	R 2 451,45	STATIONERY
115	133427	264774	14/09/2023	HS METALWORKS	R 3 210,00	-	R 3 210,00	BUGLAR BAR
116	133390	264775	14/09/2023	WILSTAN SERVICES (PTY) LTD	R 5 460,00	R 819,00	R 6 279,00	LOCAL GOVERNMENT LEGISLATION BOOKS
117	133815	264776	14/09/2023	HERMANUS MIDAS	R 1 377,62	R 206,64	R 1 584,26	FLEET SPARES
118	133817	264777	14/09/2023	HERMANUS MIDAS	R 1 685,28	R 252,79	R 1 938,07	FLEET SPARES
119	133357	264780	14/09/2023	NOLADA 8 (PTY) LTD	R 12 120,00	R 1 818,00	R 13 938,00	HARDWARE

#	Requisition #	Order #	Order Date	Creditor Name	Amount (Excl VAT)	VAT	Amount (Incl VAT)	Description of goods/service
120	133304	264781	14/09/2023	UNIVERSAL TRADING	R 15 600,00	R 2 340,00	R 17 940,00	MANHOLE COVER AND FRAMES
121	133547	264782	14/09/2023	RC SUPPLIERS	R 234,78	R 35,22	R 270,00	MINERAL STONES FOR WATER DISPENSER
122	133763	264784	14/09/2023	HERMANUS OFFICE NATIONAL	R 1 586,27	R 237,94	R 1 824,21	STATIONERY
123	132932	264786	14/09/2023	GENESIS K9 GROUP (PTY) LTD	R 25 799,71	R 3 869,96	R 29 669,67	K9 TRAINING ACCESSORIES
124	133800	264790	14/09/2023	COASTLANDS UMHLANGA HOTEL	R 4 434,78	R 665,22	R 5 100,00	ACCOMODATION
125	132066	264791	14/09/2023	MEMOTEK TRADING CC	R 25 304,35	R 3 795,65	R 29 100,00	ALUMINIUM DOORS WITH FRAMES
126	133771	264792	14/09/2023	GANSBAAI PRECAST	R 695,65	R 104,35	R 800,00	REPAIR WORK
127	133786	264793	14/09/2023	HERMANUS OFFICE NATIONAL	R 745,14	R -	R 745,14	REFRESHMENTS
128	133864	264795	14/09/2023	BUTTER FLOUR (PTY) LTD	R 2 000,00	R -	R 2 000,00	CATERING
129	133794	264796	14/09/2023	EAGLE SECURITY SYSTEMS WESTERN CAPE (P	R 850,00	R -	R 850,00	TRANSFORMER WITH LIGHTNING PROTECTION
130	133203	264797	14/09/2023	BOTRIVIER BOEREMARK	R 1 916,61	R 287,49	R 2 204,10	HARDWARE
131	132092	264798	14/09/2023	NOLADA 8 (PTY) LTD	R 3 508,00	R 526,20	R 4 034,20	SOLAR LIGHTS
132	133077	264801	14/09/2023	XL GLENWOOD TRAVEL AGENCY	R 13 530,04	R -	R 13 530,04	FLIGHTS
133	133584	264802	14/09/2023	GANSBAAI BUILD IT (PTY) LTD	R 1 312,92	R 196,94	R 1 509,86	HARDWARE
134	133554	264803	14/09/2023	XL GLENWOOD TRAVEL AGENCY	R 17 647,88	R 2 647,18	R 20 295,06	FLIGHTS
135	133303	264804	14/09/2023	BOTRIVIER BOEREMARK	R 2 550,00	R 382,50	R 2 932,50	SHADE NET
136	133866	264806	15/09/2023	KAAP AGRI AGRIMARK LIQUOR	R 1 356,52	R 203,48	R 1 560,00	CLOTHING
137	133725	264807	15/09/2023	BOLT AND ENGINEERING DISTRIBUTORS (PTY	R 1 279,95	R 191,99	R 1 471,94	SAFETY BOOTS
138	133207	264808	15/09/2023	BUILDERS TRADE DEPOT, BUILDERS WAREHO	R 7 160,00	R 1 074,00	R 8 234,00	CHLORINE
139	132583	264809	15/09/2023	HENDRICKS M	R 13 600,00	R -	R 13 600,00	LABOUR - REPAIR WORK
140	133301	264810	15/09/2023	NOLADA 8 (PTY) LTD	R 4 704,00	R 705,60	R 5 409,60	HARDWARE
141	133172	264811	15/09/2023	CCS PLANT TOOL & TRAILER HIRE	R 3 782,61	R 567,39	R 4 350,00	HIRE OF BRUSH CUTTERS
142	133883	264812	15/09/2023	HERMANUS BUILD IT (PTY) LTD	R 1 695,57	R 254,33	R 1 949,90	PAINT
143	133843	264813	15/09/2023	HOEDJIESBAAI HOTEL	R 3 704,61	R 555,69	R 4 260,30	ACCOMODATION
144	133679	264815	15/09/2023	HOEDJIESBAAI HOTEL	R 1 891,83	R 283,77	R 2 175,60	ACCOMODATION
145	133442	264818	15/09/2023	LES ENGRAVERS	R 1 980,00	R -	R 1 980,00	NAME TAGS
146	133826	264819	15/09/2023	LES ENGRAVERS	R 640,00	R -	R 640,00	NAME TAGS
147	133287	264820	15/09/2023	BUILDERS TRADE DEPOT, BUILDERS WAREHO	R 9 042,83	R 1 356,42	R 10 399,25	HAND TOOLS
148	133861	264823	15/09/2023	HERMANUS MIDAS	R 228,80	R 34,32	R 263,12	FLEET - SPARES
149	133855	264824	15/09/2023	KLEINMOND BUILD IT	R 1 008,69	R 151,30	R 1 159,99	ALUMINIUM WINDOWS
150	133827	264825	15/09/2023	ANTONIE PJ	R 2 000,00	R -	R 2 000,00	PAINTING OLD HABOUR

#	Requisition #	Order #	Order Date	Creditor Name	Amount (Excl VAT)	VAT	Amount (Incl VAT)	Description of goods/service
151	133845	264826	15/09/2023	HERMANUS OFFICE NATIONAL	R 777,30	R 116,60	R 893,90	BATTERIES
152	133265	264827	15/09/2023	PRECISION METERS (PTY) LTD	R 25 000,00	R 3 750,00	R 28 750,00	TESTING OF WATER METERS
153	133884	264828	15/09/2023	BIDVEST WALTONS	R 25 780,00	R 3 867,00	R 29 647,00	COPY PAPER
154	133412	264829	15/09/2023	RC SUPPLIERS	R 4 323,91	R 648,59	R 4 972,50	STATIONERY
155	133768	264832	15/09/2023	AMOROC DOORS	R 1 130,43	R 169,57	R 1 300,00	CALL OUT FEE
156	132873	264839	18/09/2023	ALTRON NEXUS (PTY) LTD	R 23 175,07	R 3 476,26	R 26 651,33	RADIO SPARES
157	133863	264844	18/09/2023	VEES CLEANING SOLUTIONS (PTY) LTD	R 1 950,00	R -	R 1 950,00	LABOUR - REPAIR WORK
158	133367	264845	18/09/2023	DERELIZE PRINTING	R 3 950,00	R -	R 3 950,00	VEHICLE LOG BOOKS
159	133338	264846	18/09/2023	BOTRIVIER BOEREMARK	R 4 075,48	R 611,32	R 4 686,80	HARDWARE
160	133498	264847	18/09/2023	KAAP AGRI AGRIMARK LIQUOR	R 6 864,50	R 1 029,68	R 7 894,18	IRRIGATION SPARES
161	133081	264848	18/09/2023	VEES CLEANING SOLUTIONS (PTY) LTD	R 5 000,00	R -	R 5 000,00	LABOUR - REPAIR WORK
162	133372	264849	18/09/2023	BUCO HERMANUS	R 4 805,79	R 720,87	R 5 526,66	TOOLS
163	133910	264850	18/09/2023	KAAP AGRI AGRIMARK LIQUOR	R 1 560,00	R 234,00	R 1 794,00	CLOTHING
164	133886	264851	18/09/2023	KAAP AGRI AGRIMARK LIQUOR	R 1 735,65	R 260,35	R 1 996,00	CLOTHING
165	133561	264852	18/09/2023	GANSBAAI BUILD IT (PTY) LTD	R 1 572,94	R 235,94	R 1 808,88	HARDWARE
166	133796	264853	18/09/2023	THE COLOUR BOX CC	R 1 472,61	R 220,89	R 1 693,50	PAINT
167	132967	264854	18/09/2023	BARGAIN BOOKS	R 780,26	R 117,04	R 897,30	LIBRARY BOOKS
168	133618	264855	18/09/2023	BARGAIN BOOKS	R 1 553,48	R 233,02	R 1 786,50	LIBRARY BOOKS
169	133880	264858	18/09/2023	GANSBAAI MIDAS	R 1 156,88	R 173,53	R 1 330,41	FLEET - SPARES
170	133396	264859	18/09/2023	MEMOTEK TRADING CC	R 20 917,94	R 3 137,69	R 24 055,63	INTERLOCKING TILES
171	133868	264860	18/09/2023	GANSBAAI BUILD IT (PTY) LTD	R 1 396,17	R 209,43	R 1 605,60	HARDWARE
172	133624	264861	18/09/2023	INDALO YETHU CONSTRUCTION	R 20 000,00	R -	R 20 000,00	GARDENING SERVICES
173	133653	264862	18/09/2023	NOLADA 8 (PTY) LTD	R 2 810,00	R 421,50	R 3 231,50	TOILET PAPER DISPENSER
174	133650	264863	18/09/2023	MEMOTEK TRADING CC	R 14 080,00	R 2 112,00	R 16 192,00	SHUTTERPLY
175	133607	264864	18/09/2023	NUWAY ENTERPRISES	R 17 337,00	R 2 600,55	R 19 937,55	STREET SIGNS
176	133860	264865	18/09/2023	HERMANUS OFFICE NATIONAL	R 504,26	R 75,64	R 579,90	STATIONERY
177	133902	264866	18/09/2023	GANSBAAI MIDAS	R 1 086,94	R 163,04	R 1 249,98	FLEET - SPARES
178	133856	264867	18/09/2023	PLUMBLINK SA (PTY) LTD	R 521,73	R 78,26	R 599,99	PLUMBING ITEMS
179	133832	264868	18/09/2023	LYNLEC SERVICES (PTY) LTD	R 375,00	R -	R 375,00	CALL OUT FEE
180	132817	264871	18/09/2023	MAGATYENI CLEANING SERVICES	R 2 500,00	R -	R 2 500,00	LABOUR - REPAIR WORK
181	133789	264872	18/09/2023	HERMANUS HARDWARE	R 669,57	R 100,43	R 770,00	TOOLBOX & STORAGE

#	Requisition #	Order #	Order Date	Creditor Name	Amount (Excl VAT)	VAT	Amount (Incl VAT)	Description of goods/service
182	133890	264873	18/09/2023	OVERBERG AGRI BEDRYWE (PTY) LTD	R 507,16	R 76,07	R 583,23	WET FLOORSIGN
183	133852	264874	18/09/2023	CCS PLANT TOOL & TRAILER HIRE	R 946,96	R 142,04	R 1 089,00	TOOL REPAIR
184	133470	264875	18/09/2023	RC SUPPLIERS	R 3 404,00	R 510,60	R 3 914,60	STATIONERY
185	133740	264876	18/09/2023	AMOROC DOORS	R 391,30	R 58,70	R 450,00	CALL OUT FEE
186	133529	264883	19/09/2023	BIG CHEST (PTY) LTD	R 5 401,19	R 810,18	R 6 211,37	REFRESHMENTS
187	133951	264884	19/09/2023	FLO-RITE IRRIGATION CC	R 614,43	R 92,17	R 706,60	PLUMBING ITEMS
188	133686	264885	19/09/2023	ACDC EXPRESS HERMANUS	R 242,66	R 36,40	R 279,06	ELECTRICAL ITEM
189	133502	264886	19/09/2023	HERMANUS MOWER CENTRE	R 5 782,24	R 867,34	R 6 649,58	MOWER SPARES
190	132991	264888	19/09/2023	INDALO YETHU CONSTRUCTION	R 7 920,00	R -	R 7 920,00	GARDENING SERVICES
191	133787	264896	20/09/2023	AMOROC DOORS	R 1 713,04	R 256,96	R 1 970,00	SERVICE OF GARAGE DOOR
192	133736	264897	20/09/2023	HERMANUS MOWER CENTRE	R 1 735,35	R 260,30	R 1 995,65	LAWN/MOWER SPARES
193	133875	264898	20/09/2023	RIBBENS OFFICE SOLUTIONS	R 1 504,80	R 225,72	R 1 730,52	LAPTOP BRIEFCASE AND MOUSE
194	133192	264899	20/09/2023	PPF HERMANUS	R 1 704,83	R 255,73	R 1 960,56	TOILET PAPER HOLDER
195	133748	264901	20/09/2023	BASSON WERKSDRAG WORKWEAR	R 1 739,13	R 260,87	R 2 000,00	CLOTHING
196	133963	264902	20/09/2023	BUCO HERMANUS	R 1 455,65	R 218,35	R 1 674,00	ELECTRICAL WIRES
197	133711	264903	20/09/2023	KAAP AGRI AGRIMARK LIQUOR	R 1 662,50	R 249,38	R 1 911,88	POLYPROPYLENE
198	133837	264904	20/09/2023	HOMEMADE FOODS	R 15 960,00	R -	R 15 960,00	CATERING
199	133452	264905	20/09/2023	NOLADA 8 (PTY) LTD	R 1 550,00	R 232,50	R 1 782,50	OFFICE FURNITURE
200	133550	264906	20/09/2023	BREERIVIER TRAINING DEVELOPMENT	R 9 360,00	R 1 404,00	R 10 764,00	GRADER TRAINING
201	133838	264907	20/09/2023	YAFATA PROJECTS (PTY) LTD	R 5 700,00	R -	R 5 700,00	HIRE OF SOUND SYSTEM
202	133983	264908	20/09/2023	COMMON SENSE BUILDERS (PTY) LTD	R 1 900,00	R -	R 1 900,00	LABOUR - REPAIR WORK
203	133901	264909	21/09/2023	GANSBAAI BUILD IT (PTY) LTD	R 478,78	R 71,82	R 550,60	HARDWARE
204	134007	264911	21/09/2023	PPF HERMANUS	R 976,20	R 146,43	R 1 122,63	PLUMBING ITEMS
205	133972	264914	21/09/2023	JF PAINT KAAP (PTY) LTD	R 1 433,59	R 215,04	R 1 648,63	PAINT
206	133976	264915	21/09/2023	BOLT AND ENGINEERING DISTRIBUTORS (PTY)	R 1 729,00	R 259,35	R 1 988,35	FLEET - SPARES
207	133979	264916	21/09/2023	HERMANUS MIDAS	R 283,16	R 42,47	R 325,63	FLEET - MAT
208	133989	264917	21/09/2023	HERMANUS OFFICE NATIONAL	R 1 187,83	R 178,17	R 1 366,00	REFRESHMENTS
209	133790	264918	21/09/2023	METWIN PROJECTS (PTY) LTD	R 1 900,00	R -	R 1 900,00	LABOUR - REPAIR WORK
210	132907	264919	21/09/2023	K2021334618 (SOUTH AFRICA)	R 15 320,00	R -	R 15 320,00	LABOUR - REPAIR WORK
211	132992	264920	21/09/2023	INDALO YETHU CONSTRUCTION	R 6 210,00	R -	R 6 210,00	GARDENING SERVICES
212	132974	264921	21/09/2023	OFFICE FOR YOU (PTY) LTD	R 1 286,80	R 193,02	R 1 479,82	STATIONERY

#	Requisition #	Order #	Order Date	Creditor Name	Amount (Excl VAT)	VAT	Amount (Incl VAT)	Description of goods/service
213	132919	264922	21/09/2023	NOLADA 8 (PTY) LTD	R 14 200,00	R 2 130,00	R 16 330,00	WATER TANK
214	133507	264923	21/09/2023	NUWAY ENTERPRISES	R 5 626,00	R 843,90	R 6 469,90	STREET SIGNS
215	133913	264924	21/09/2023	ERIC BOOKER PROMOTIONS (PTY) LTD	R 260,87	R 39,13	R 300,00	APPLY SIGNAGE TO PEXI GLASS
216	133909	264925	21/09/2023	VEES CLEANING SOLUTIONS (PTY) LTD	R 1 950,00	R -	R 1 950,00	LABOUR - REPAIR WORK
217	133922	264926	21/09/2023	HERMANUS BUILD IT (PTY) LTD	R 1 739,04	R 260,86	R 1 999,90	HARDWARE
218	133931	264927	21/09/2023	HERMANUS MIDAS	R 369,60	R 55,44	R 425,04	BATTERIES
219	134019	264928	21/09/2023	GILBERT'S CATERING	R 1 990,00	R -	R 1 990,00	CATERING
220	133656	264929	22/09/2023	CORE CATERING HERMANUS	R 5 849,30	R 877,40	R 6 726,70	CUTLERY
221	133896	264930	22/09/2023	MY DESIGN	R 565,22	R 84,78	R 650,00	OUTDOOR VINYL WITH UV LAMINATE
222	133897	264931	22/09/2023	HERMANUS HARDWARE	R 885,22	R 132,78	R 1 018,00	HARDWARE
223	133824	264932	22/09/2023	PPF HERMANUS	R 367,04	R 55,06	R 422,10	PLUMBING ITEMS
224	133936	264933	22/09/2023	FLO SPECIALIZED PRODUCT S	R 1 700,00	R 255,00	R 1 955,00	GLOVES
225	133954	264935	22/09/2023	PROTEA HOTEL FIRE AND ICE	R 1 463,63	R 219,54	R 1 683,17	ACCOMODATION
226	134035	264936	22/09/2023	HERMANUS BUILD IT (PTY) LTD	R 913,02	R 136,95	R 1 049,97	HARDWARE
227	133964	264938	22/09/2023	HERMANUS OFFICE NATIONAL	R 1 052,31	R 157,85	R 1 210,16	STATIONERY
228	133981	264939	22/09/2023	WHALE PRINTING CC	R 1 545,00	R 231,75	R 1 776,75	WHALE CRIER BOARDS
229	133977	264940	22/09/2023	PROTEA HOTEL FIRE AND ICE	R 5 854,50	R 878,18	R 6 732,68	ACCOMODATION
230	133904	264941	22/09/2023	MCINJANA TOURS	R 5 739,13	R 860,87	R 6 600,00	TRANSPORT
231	133560	264942	22/09/2023	RIBBENS OFFICE SOLUTIONS	R 1 900,00	R 285,00	R 2 185,00	OFFICE FURNITURE
232	134043	264943	26/09/2023	HERMANUS BUILD IT (PTY) LTD	R 869,48	R 130,42	R 999,90	HARDWARE
233	133480	264945	27/09/2023	BIDVEST WALTONS	R 8 400,00	R 1 260,00	R 9 660,00	OFFICE FURNITURE
234	134053	264948	27/09/2023	XL GLENWOOD TRAVEL AGENCY	R 1 147,83	R 172,17	R 1 320,00	SHUTTLE SERVICE
235	133386	264950	27/09/2023	AFRIMAT AGGREGATES OPERATIONS	R 3 192,00	R 478,80	R 3 670,80	CONCRETE STONE
236	133320	264951	27/09/2023	BUILDERS TRADE DEPOT. BUILDERS WAREHO	R 5 200,00	R 780,00	R 5 980,00	PLASTIC TOILET CISTERN
237	134027	264952	27/09/2023	HERMANUS OFFICE NATIONAL	R 886,87	R 133,03	R 1 019,90	HEADPHONES
238	134025	264953	27/09/2023	HERMANUS MIDAS	R 74,52	R 11,18	R 85,70	FLEET - SPARES
239	133869	264956	27/09/2023	PLUMBLINK SA (PTY) LTD	R 10 493,80	R 1 574,07	R 12 067,87	PLUMBING ITEMS
240	133847	264957	27/09/2023	OFFICE FOR YOU (PTY) LTD	R 3 202,00	R 480,30	R 3 682,30	STATIONERY
241	133563	264958	27/09/2023	BOTRIVIER BOEREMARK	R 4 543,00	R 681,45	R 5 224,45	HARDWARE
242	133937	264959	27/09/2023	CUSTOM DEN (PTY) LTD	R 2 000,00	R -	R 2 000,00	LABOUR - REPAIR WORK
243	134024	264960	27/09/2023	GLASFIT HERMANUS	R 121,74	R 18,26	R 140,00	SIDE VIEW MIRROR

#	Requisition #	Order #	Order Date	Creditor Name	Amount (Excl VAT)	VAT	Amount (Incl VAT)	Description of goods/service
244	133645	264961	27/09/2023	OFFICE FOR YOU (PTY) LTD	R 14 716,40	R 2 207,46	R 16 923,86	STATIONERY
245	133640	264962	27/09/2023	BOTRIVIER BOEREMARK	R 17 658,00	R 2 648,70	R 20 306,70	GRASS SEED
246	133879	264966	27/09/2023	FLO SPECIALIZED PRODUCT SOLUTION	R 20 610,00	R 3 091,50	R 23 701,50	ELECTRICAL ITEMS
247	133818	264967	27/09/2023	GANSBAAI BUILD IT (PTY) LTD	R 2 336,43	R 350,47	R 2 686,90	TOOLS
248	134061	264968	27/09/2023	KAAP AGRI AGRIMARK LIQUOR	R 18 625,00	R 2 793,75	R 21 418,75	SAND BAGS
249	132858	264969	28/09/2023	YELLOW MANGO TRADING CC	R 3 204,34	R 480,65	R 3 684,99	PACKAGING MATERIAL
250	133479	264970	28/09/2023	LUMBER & LAWN	R 20 360,22	R 3 054,03	R 23 414,25	LAWN/MOWER SPARES
251	133484	264971	28/09/2023	CITY LODGE HOTELS	R 8 160,00	R -	R 8 160,00	ACCOMODATION
252	134063	264972	28/09/2023	WHALE COAST FM	R 2 000,00	R -	R 2 000,00	RADIO INTERVIEW
253	133691	264973	28/09/2023	CARBON SENSE CC	R 12 600,00	R 1 890,00	R 14 490,00	SAFETY HARNESS
254	133769	264974	28/09/2023	BOTRIVIER BOEREMARK	R 12 049,48	R 1 807,42	R 13 856,90	GAS AND HERBICIDE
255	133343	264976	28/09/2023	BOTRIVIER BOEREMARK	R 2 405,88	R 360,88	R 2 766,76	GARDEN FENCE
256	133417	264977	28/09/2023	KAAP AGRI AGRIMARK LIQUOR	R 2 752,50	R 412,88	R 3 165,38	WHEELBARROW
257	133871	264978	28/09/2023	NOLADA 8 (PTY) LTD	R 5 410,00	R 811,50	R 6 221,50	TOOLS
258	133466	264979	28/09/2023	TOP FIKS SUPPLIERS	R 3 042,00	R 456,30	R 3 498,30	MANHOLE COVER AND FRAMES
259	133089	264980	28/09/2023	OFFICE FOR YOU (PTY) LTD	R 16 620,50	R 2 493,08	R 19 113,58	STATIONERY
260	134088	264985	28/09/2023	FLO-RITE IRRIGATION CC	R 699,83	R 104,97	R 804,80	PLUMBING ITEMS
261	133164	264987	29/09/2023	ANTON'S CONCRETE AND STEEL (PTY) LTD	R 1 500,00	R -	R 1 500,00	LABOUR - REPAIR WORK
262	133666	264988	29/09/2023	RIGTECH SERVICES	R 4 500,00	R 675,00	R 5 175,00	MOVEMENT OF CONTAINERS
263	133899	264990	29/09/2023	NOLADA 8 (PTY) LTD	R 3 813,00	R 571,95	R 4 384,95	HARDWARE
264	133515	264991	29/09/2023	PROLINEA OFFICE FURNITURE	R 17 717,91	R 2 657,69	R 20 375,60	BLINDS
265	133999	264999	29/09/2023	GILBERT'S CATERING	R 3 040,00	R -	R 3 040,00	REFRESHMENTS
266	132808	265000	29/09/2023	GANSBAAI BUILD IT (PTY) LTD	R 11 303,39	R 1 695,51	R 12 998,90	HARDWARE
267	132969	265002	29/09/2023	BOTRIVIER BOEREMARK	R 12 720,00	R 1 908,00	R 14 628,00	GENERATOR
268	133857	265003	29/09/2023	ACDC EXPRESS HERMANUS	R 12 130,50	R 1 819,58	R 13 950,08	SELF FUSING RUBBER TAPE
269	133743	265004	29/09/2023	NAMAKWA ENTERPRISE COURIERS (PTY) LTD	R 6 500,00	R -	R 6 500,00	CLEARVUE GLASS

TOTALS
R 1 564 884,72 R 198 417,84 R 1 763 302,56

5.7**SUPPLY CHAIN MANAGEMENT IMPLEMENTATION REPORT – 2023/2024:
1st QUARTER: 01 JULY 2023 TO 30 SEPTEMBER 2023****C Le Roux
09 October 2023****Deputy Director: Finance & SCM****(028) 313 8107****1. Executive Summary**

In terms of Paragraph 6(3) of Overstrand Municipality's Supply Chain Management Policy, the Municipal Manager must, within 10 days of each quarter, submit a report on the implementation of the Supply Chain Management Policy to the Executive Mayor.

2. Service Delivery and Budget Implementation Plan - IGNITE

Directorate: Finance
Department: Supply Chain Management

3. Compliance with Strategic Priorities

Provision of democratic, accountable and ethical governance
Provision and maintenance of municipal services

4. Delegated Authority

None

5. Legal Requirements

Local Government: Municipal Finance Management Act, No. 56 of 2003
Local Government: Municipal Systems Act 2000, (Act 32 of 2000)
Overstrand Municipality's Supply Chain Management Policy dated 25 June 2008, as amended.

6. Background/Discussion/Evaluation/Conclusion**Background**

The purpose of this report is to ensure that Council maintains oversight over the implementation of the Supply Chain Management Policy, specifically regarding the following:

- a) awards made for the 1st Quarter of the 2023/2024 financial year, 01 July 2023 to 30 September 2023;

- b) deviations in terms of Paragraph 36 of the Supply Chain Management Policy;
- c) minor breaches approved by the Accounting Officer in terms of Paragraph 36(2) of the Supply Chain Management Policy;
- d) the status of objections, complaints and appeals lodged; and
- e) progress made with incidences of non-compliance and irregular expenditure identified and currently undergoing investigation.

Discussion

a) Bid Awards

Bids are awarded in terms of Overstrand Municipality's Supply Chain Management Policy and the preferential points system prescribed in the Preferential Procurement Policy.

Procurement transactions have been processed through the bid committee system and formal written price quotations in excess of R30 000 within the following timeframes:

Procurement Function	2023/2024 1st Quarter	2023/2024	2022/2023
Bids Processed	17	17	101
Bids processed - Average per Quarter	17	17	25
Average days from final evaluation to Bid Adjudication Committee	5	5	7
Average days from initiation to Bid Specification Committee	9	9	11
Estimated Value of Awards (Rand)	R 165 864 539,06	R 165 864 539,06	R 1 965 943 727,00

Value of all Awards

The total value of tenders and formal written price quotations more than R30 000 and written price quotations (below R30 000) awarded by the Supply Chain Management Unit for the 1st Quarter of 2023/2024:

	Operational Amount (Excluding VAT, where applicable)	Capital Amount (Excluding VAT, where applicable)	VAT @ 15%	Value of Awards (Including VAT, where applicable) for Q1
Bid Awards (12)	R 106 910 961,46	R 28 374 755,00	R 20 123 490,92	R 155 409 207,39
Amendment of Contracts (2)	R5 464 592,76	R3 279 173,91	R1 311 565,00	R10 055 331,67
Quotations (3)	R 347 826,09	R 0,00	R 52 173,91	R 400 000,00
Quotations <R30000 (748)	R3 534 912,83	R 0,00	R 452 780,61	R 3 987 693,44

Total	R 116 258 293,14	R 31 653 928,91	R 21 940 010,45	R 169 852 232,50
-------	------------------	-----------------	-----------------	------------------

A schedule of these awards above for the 1st Quarter of 2023/2024 are attached as **Annexure A1 and A2**.

Deviations – Paragraph 36(1)(a)

Paragraph 36(1)(a) of Overstrand Municipality's Supply Chain Management Policy allows circumstances for deviations from the procurement processes. Furthermore, the policy requires in Paragraph 36(2), that the reasons for any deviations from the procurement processes must be recorded and be reported to Council.

Deviations approved by the Accounting Officer or by the delegated officials were motivated in terms of the following categories for applications approved for the 2023/2024 year to date is compared to the 2022/2023 financial year as per the following schedule:

SCM Policy	Description	2023/2024 1 st Quarter	2023/2024 to date	2022/2023
Paragraph 36(1)(a)(i)	Emergency	3	3	9
Paragraph 36(1)(a)(ii)	Sole Provider	2	2	12
Paragraph 36(1)(a)(iii)	Special works of Art	0	0	0
Paragraph 36(1)(a)(iv)	Animals for zoos	0	0	0
Paragraph 36(1)(a)(v)	Impractical / Impossible	15	15	52
Paragraph 36(1)(a)(v)(a)	Ad-hoc repairs/ Strip & Quote	0	0	0
	Total	20	20	73

A schedule of Deviations approved in terms of Paragraphs 36(1)(a) is attached as **Annexure B**.

Value of all Deviations awarded

The total value of deviations processed via the Supply Chain Management Unit for the 1st Quarter of 2023/2024, are as follows:

	Operational Amount (Excluding VAT, where applicable)	Capital Amount (Excluding VAT, where applicable)	VAT @ 15%	Value of Awards (Including VAT, where applicable) for Q1
Deviations (20)	R 15 186 955,66	R 0,00	R 2 276 078,35	R 17 463 034,01

b) Minor Breaches

The Supply Chain Management Policy states in Paragraph 36(1)(b) that the Accounting Officer may consider ratifying any minor breach of the procurement processes by an official or committee acting in terms of delegated powers or duties which are purely of a technical nature.

No minor breaches were recorded in the 1st Quarter of 2023/2024 financial year.

c) Objections, Complaints and Appeals

In terms of Paragraph 49 of the SCM Policy, persons aggrieved by decisions or actions taken in the implementation of the supply chain management system, may lodge a written objection against the decision or action within 10 business days of the decision or action.

These objections must be dealt with and resolved in terms of Paragraph 50(1) of the SCM Policy. In terms of this, the Accounting Officer has appointed an 'appeals authority' which must strive to resolve all objections within 46 business days of receipt and report to the Accounting Officer on a monthly basis on the objections received, attended to and resolved in terms of Paragraph 50(3) of the Policy.

In terms of Section 62 of the Local Government: Municipal Systems Act, No. 32 of 2000, a person whose rights are affected by a decision taken by a staff member of a municipality, may appeal against that decision by giving written notice of the appeal and reasons to the municipal manager within 21 days of the date of the notification of the decision.

A schedule of all appeals, disputes, objections, queries and complaints received or dealt with during the 1st Quarter of 202/2024, is attached as **Annexure C**.

d) Incidences of Non-compliance and Irregular Expenditure

In terms of Section 32(4) of the Local Government: Municipal Finance Management, Act No. 56 of 2003, the Executive Mayor, inter alia, must be made aware of all possible irregular expenditure incurred by the municipality.

A register of all incidences of irregular expenditure identified and currently undergoing investigation is attached as **Annexure D**.

During August 2023, SCM identified that the preference points allocation in terms of Paragraph 10(6) of the municipality's Preferential Procurement Policy, in respect to Local area of supplier "within the boundaries of the Western Cape" was indicated as 3 points instead of 4 points. This constitutes non-compliance with the municipality's Preferential Procurement Policy.

After an analysis done by the Supply Chain Management Section, it was identified that before-mentioned points for local area in the Western Cape, allocated as 3 instead of 4, did not impact at all on the award of a total of 16 bids (tenders and quotations) in respect of the 80/20 preference points system where bidders claimed local area in the Western Cape.

In terms of the analysis, it was confirmed that allocation of 3 points instead of 4 points only influenced 2 instances, where the detail for these 2 tenders is provided in the following paragraphs where the outcome of the award(s) would be different. The recommended approach is as follows, after the Accounting Officer, in terms of oversight considered the circumstances not serious or material, in the implementation of the SCM Policy.

- One of the items awarded on as an “As and when needed” tender - A process will be implemented to cancel the contract in order not to incur any expenditure on this item.
- A change in the position in only 1 instance, out of the 19 areas, would be one position higher, into 6th position. Therefore, it is highly unlikely that any projects will be allocated in this instance.

7. Financial Implications

None

8. Staff Implications

None

9. Comments from other Departments, Divisions and Administrations

None

10. Annexures

Annexure A1: Schedule of Awards made through the Bid Committee system and all formal written price quotations in excess of R30 000

Annexure A2: Schedule of transactions of price quotations below R30 000

Annexure B: Schedule of Deviations from the procurement processes

Annexure C: Schedule of disputes, objections, queries, complaints and appeals received

Annexure D: Schedule of Irregular Expenditure

RECOMMENDATION TO THE COUNCIL:

that the activities undertaken, and outcomes achieved in the implementation of the Overstrand Municipality's Supply Chain Management Policy for the 1st Quarter of 2023/2024 **be noted**.

RESPONSIBLE OFFICIAL :**C LE ROUX****TARGET DATE FOR IMPLEMENTATION :****TO BE NOTED**

#	Tender #	Description	Directorate	Adjudication	Awarded to	B-BEE Level Claimed	B-BEE Level Awarded	Points in terms of locality	Completion Period	Amount Operational	Amount Capital	VAT @ 15%	Total Amount (Incl. VAT)
						3	3	Overstrand - 10					
					AFI Consult (Pty) Ltd	1	1	Western Cape - 4					
					Bergstan South Africa (Pty) Ltd	1	1	Western Cape - 4					
					HHO Consulting Engineers (Pty) Ltd	1	1	Western Cape - 4					
					EFG Engineers (Pty) Ltd	1	1	Western Cape - 4					
					Lukhozi Consulting Engineers (Pty) Ltd	1	1	Western Cape - 4					
					Element Consulting Engineers (Pty) Ltd	2	0	Western Cape - 4					
2	SC1675C/2016	Amendment of Contract No. 1675/2016: Upgrade, Maintenance and Support of Overstrand Municipality's Radio Frequency Network for a contract period ending 30 June 2023	Management Services	29-Jun-23	COMSOL Networks (Pty) Ltd	N/A	N/A	N/A	30-Jun-26	R 5 464 592,76	R -	R 819 688,91	R 6 284 281,67
3	SC2295/2022	Provision of Cleaning Services for the Greater Hermanus Area for a contract period ending 30 June 2025	Community Services	07-Jul-23	Cancelled due to changed circumstances and insufficient funding to cover total envisaged	N/A	N/A	N/A	N/A	R -	R -	R -	Cancelled
4	SC2345/2022	Sale of a portion of Erf 4833 Hermanus (±11,59HA in extent) for a Residential Development	Infrastructure & Planning	21-Jul-23	Raubex Building (Pty) Ltd	1	1	N/A	N/A	R 84 989 973,91	R -	R 12 748 496,09	R 97 738 470,00
5	SC2369/2023	Supply and Delivery of 500PPM Farm Grade Diesel Fuel to Onrus Caravan Park	Community Services	07-Jul-23	Cancelled - no acceptable bids received	N/A	N/A	N/A	N/A	R -	R -	R -	Cancelled
6	SC2373/2023	Supply & Delivery of Building Materials for a contract period ending 30 June 2026	Community Services	07-Jul-23	NHF Group (Pty) Ltd	1	0	Outside Western Cape - 0	30-Jun-26	R 1 500 000,00	R -	R 225 000,00	R 1 725 000,00
					Last Samurai Property Holdings 2 CC	1	0	Western Cape - 4					
					Yonke Imihla Building Solutions CC	1	1	Western Cape - 4					
					Dreyer Engineering & Construction Technologies	1	0	Overstrand - 10					
					Fierce Dimensions Enterprises (Pty) Ltd	1	0	Western Cape - 4					
7	SC2375/2023	Appointment of Panel Attorneys for the rendering of Legal Services for a period ending 30 June 2026	Management Services	14-Jul-23	Cancelled - no acceptable bids received	N/A	N/A	N/A	N/A	R -	R -	R -	Cancelled
8	SC2399/2023	Supply & Delivery of Office Furniture and Equipment	Infrastructure & Planning	07-Jul-23	Cancelled - no acceptable bids received	N/A	N/A	N/A	N/A	R -	R -	R -	Cancelled
9	SC2378/2023	Repair, Maintenance and Design of Irrigation Systems in the Overstrand Area for a contract period ending 30 June 2025	Community Services	18-Aug-23	Nolada 8 (Pty) Ltd	1	1	Western Cape - 4	30-Jun-26	R 1 941 055,00	R -	R 291 158,25	R 2 232 213,25

#	Tender #	Description	Directorate	Adjudication	Awarded to	B-BEE Level Claimed	B-BEE Level Awarded	Points in terms of locality	Completion Period	Amount Operational	Amount Capital	VAT @ 15%	Total Amount (Incl. VAT)
10	SC2402/2023	Provision of Professional Surveyor Services as and when required	Infrastructure & Planning	15-Aug-23	Van Dyk Land Surveyors and Associates Inc. Lorton Clark Inc. T/A Geomatics Africa	4	4	Overstrand - 10	30-Jun-24	R 173 913,04	R -	R 26 086,96	R 200 000,00
11	SC2347/2022				Town & Country	6	6	Overberg - 6		R 85 860,00	R -	R -	R 85 860,00
	SC2347/2022	Supply & Delivery of Printing Paper, Ink Toners, Cartridges and Ribbons for a contract period ending 30 June 2026	Finance	21-Sep-23	Bidvest Waltons a Division of Bidvest Office (Pty) Ltd	2	0	N/A	30-Jun-26	R 2 097 871,30	R -	R 314 680,70	R 2 412 552,00
	SC2347/2022				EPC Consumables CC	1	1	N/A		R 2 806 255,43	R -	R 420 938,32	R 3 227 193,75
	SC2347/2022				MIN Akue Enterprises (Pty) Ltd	1	0	N/A		R 115 500,30	R -	R -	R 115 500,30
12	SC2372/2023	Supply and Installation of Web-Based / Online Bulk SMS Sending Software / Services	Community Services	01-Sep-23	Unlimited Horizons (Pty) Ltd	1	0	Outside Western Cape - 0	30-Jun-26	R 752 250,00	R -	R -	R 752 250,00
13	SC2392/2023	Lease of Refreshment Kiosk at Onrus Caravan Park for a contract period ending 30 June 2026	Community Services	01-Sep-23	Floris Jacobus Stemmet t/a MatchPoint	4	4	Overstrand - 10	30-Jun-26	R 175 500,00	R -	R -	R 175 500,00
14	SC2394/2023	Hire of Vacuum and Jetting Combination Units for the Maintenance of Sewer and Stormwater Networks in the Overstrand Area on an as and when required basis for the tender period ending 30 June 2026	Community Services	05-Sep-23	Juno Corp (Pty) Ltd	8	8	Overstrand - 10	30-Jun-26	R 6 446 695,51	R -	R 967 004,33	R 7 413 699,84
15	SC2403/2023	Upgrading of Stormwater Infrastructure in Proteadorp, Kleinmond	Infrastructure & Planning	29-Sep-23	Matameia Enterprise CC	1	0	Western Cape - 4	30-Jun-24	R -	R 4 374 755,00	R 656 213,25	R 5 030 968,25
16	SC2319A/2022	Amendment of contract: Replacement of Water Pipes within the Overstrand Municipal Area	Infrastructure & Planning	08-Sep-23	Martin & East (Pty) Ltd	N/A	N/A	N/A	30-Jun-24	R -	R 3 279 173,91	R 491 876,09	R 3 771 050,00
17	SC2396/2023	Animal Care – Veterinary Health Care Services for the Overstrand Municipality Dogs at the K9 Unit	Protection & Security Services	15-Sep-23	Grabouw Diere Kliniek t/a Hermanus Animal Hospital	0	0	Did not claim any points	30-Jun-24	R 173 913,04	R -	R 26 086,96	R 200 000,00
Total										R 112 723 380,31	R 31 653 928,91	R 21 487 229,84	R 165 864 539,06



PROCUREMENT BELOW R30 000 WRITTEN QUOTATIONS IN TERMS OF COUNCIL'S PREFERENTIAL PROCUREMENT POLICY - 01 JULY 2023 TO 30 SEPTEMBER 2023: QUARTER 1

#	REQ NR	ORDER NO	ORDER DATE	CREDITOR NAME	ORDER AMOUNT - EXCL. VAT	VAT AMOUNT	ORDER AMOUNT- VAT INCL.	DESCRIPTION OF THE ORDER
1	131896	263638	05/07/2023	ABSA BANK LTD	R 956,52	R 143,48	R 1 100,00	BANK CHARGES - ISSUE A GUARANTEE
2	131899	263662	06/07/2023	HERMANUS HARDWARE	R 1 368,70	R 205,30	R 1 574,00	HARDWARE
3	131870	263664	06/07/2023	ADJUVO ENTERPRISES (PTY) LTD	R 18 717,39	R 2 807,61	R 21 525,00	BRANDED POWER BANKS
4	132038	263686	07/07/2023	HERMANUS MOWER CENTRE	R 669,57	R 100,43	R 770,00	RAPID SUPER CHAIN
5	132000	263704	07/07/2023	THE COLOUR BOX CC	R 1 657,08	R 248,56	R 1 905,64	PRIMER
6	132002	263707	07/07/2023	GANSBAAI BUILD IT (PTY) LTD	R 1 337,83	R 200,67	R 1 538,50	HARDWARE
7	131991	263711	07/07/2023	OVERBERG AGRICULTURE (PTY) LTD	R 1 643,58	R 246,54	R 1 890,12	PIGSKIN GLOVES
8	132087	263717	10/07/2023	KAAP AGRICULTURE LIQUOR	R 1 520,96	R 228,14	R 1 749,10	REFLECTIVE VEST
9	132067	263718	10/07/2023	OVERBERG AGRICULTURE (PTY) LTD	R 1 530,43	R 229,56	R 1 759,99	HEAVY DUTY PRUNING SHEAR
10	132057	263719	10/07/2023	HERMANUS MIDAS	R 1 106,94	R 166,04	R 1 272,98	FLEET
11	131930	263720	10/07/2023	OK FOODS GANSBAAI	R 1 525,65	R 228,85	R 1 754,50	DIE BURGER NEWSPAPER
12	131975	263721	10/07/2023	OK FOODS GANSBAAI	R 1 221,55	R 120,19	R 1 341,74	REFRESHMENTS
13	131877	263722	10/07/2023	ARCH ACTUARIAL CONSULTING	R 17 600,00	R 2 640,00	R 20 240,00	ACTUARIAL VALUATION
14	132130	263728	11/07/2023	FLO-RITE IRRIGATION CC	R 955,22	R 143,28	R 1 098,50	REPAIR IRRIGATION AT MARINE CIRCLE
15	132129	263729	11/07/2023	SHADOWLANDS NURSERY	R 1 680,00	R 252,00	R 1 932,00	PLANTS
16	132151	263730	11/07/2023	HERMANUS MIDAS	R 93,50	R 14,03	R 107,53	VEHICLE PARTS
17	132085	263732	11/07/2023	CUSTOM DEN (PTY) LTD	R 2 000,00	R -	R 2 000,00	INSTALLATION OF EXTRACTOR FAN
18	131890	263734	12/07/2023	HERMANUS OFFICE NATIONAL	R 1 653,74	R 248,06	R 1 901,80	REFRESHMENTS
19	131968	263736	12/07/2023	HERMANUS MIDAS	R 471,50	R 70,73	R 542,23	VEHICLE PARTS

#	REQ NR	ORDER NO	ORDER DATE	CREDITOR NAME	ORDER AMOUNT - EXCL. VAT	VAT AMOUNT	ORDER AMOUNT- VAT INCL.	DESCRIPTION OF THE ORDER
20	131938	263738	12/07/2023	HERMANUS MIDAS	R 166,42	R 24,96	R 191,38	VEHICLE REPAIRING TOOLS
21	132084	263742	12/07/2023	JOINERY AND KITCHENS (PTY) LTD	R 2 000,00	R -	R 2 000,00	REPAIR DOOR AT FINANCE DEPARTMENT
22	132148	263743	12/07/2023	HERMANUS HARDWARE	R 1 623,65	R 243,55	R 1 867,20	ROADLINE PAINT
23	132137	263753	12/07/2023	HERMANUS OFFICE NATIONAL	R 1 714,70	R 257,20	R 1 971,90	STATIONERY
24	132098	263754	12/07/2023	NEW LIFE WOODWORK (PTY) LTD	R 2 000,00	R -	R 2 000,00	REPAIR RAILING AT PIETERSFONTEIN
25	132194	263757	13/07/2023	ACDC EXPRESS HERMANUS	R 1 728,00	R 259,20	R 1 987,20	ELECTRICAL CABLES
26	132125	263758	13/07/2023	HERMANUS MIDAS	R 863,03	R 129,45	R 992,48	VEHICLE PARTS
27	132201	263759	13/07/2023	RPE ELECTRICAL WHOLESALER	R 1 880,25	R -	R 1 880,25	ELECTRICAL METER
28	132208	263760	13/07/2023	KAAP AGRIMARK LIQUOR	R 746,09	R 111,91	R 858,00	WORK JEANS
29	132026	263761	13/07/2023	ALEX GRANT PHARMACY	R 158,87	R 23,83	R 182,70	IOD MEDICATION
30	132185	263762	13/07/2023	HERMANUS OFFICE NATIONAL	R 1 595,30	R 239,30	R 1 834,60	FILES
31	131990	263763	13/07/2023	NOLADA 8 (PTY) LTD	R 10 429,00	R 1 564,35	R 11 993,35	ROOFING MATERIALS
32	131989	263764	13/07/2023	ADJUVO ENTERPRISES (PTY) LTD	R 19 100,00	R 2 865,00	R 21 965,00	RAIN JACKETS & SAFETY BOOTS
33	132172	263765	13/07/2023	HERMANUS HARDWARE	R 1 601,74	R 240,26	R 1 842,00	HARDWARE
34	132187	263766	13/07/2023	BUCO HERMANUS	R 1 573,78	R 236,07	R 1 809,85	HARDWARE
35	131995	263768	13/07/2023	FORTUIN AE	R 1 995,00	R -	R 1 995,00	SERVICE MAIN GATE HR BUILDING
36	132238	263769	14/07/2023	BUCO HERMANUS	R 478,21	R 71,73	R 549,94	WIRE
37	132068	263771	14/07/2023	SKYBELEY TRADING	R 1 950,00	R -	R 1 950,00	REPAIR CHAIRS IN AUDITORIUM
38	132251	263773	14/07/2023	KAAP AGRIMARK LIQUOR	R 1 661,99	R 249,30	R 1 911,29	PAINT MATERIALS
39	132199	263774	14/07/2023	HERMANUS MIDAS	R 91,80	R 13,77	R 105,57	NUMBER PLATES
40	132198	263775	14/07/2023	HERMANUS MIDAS	R 91,80	R 13,77	R 105,57	NUMBER PLATES
41	132234	263776	14/07/2023	BARGAIN BOOKS	R 1 573,48	R 236,02	R 1 809,50	LIBRARY BOOKS
42	132255	263777	14/07/2023	GANSBAAI MIDAS	R 1 633,13	R 244,97	R 1 878,10	SOCKET SET
43	132213	263778	14/07/2023	HENDRICKS M	R 1 400,00	R -	R 1 400,00	REPAIR PAVING

#	REQ NR	ORDER NO	ORDER DATE	CREDITOR NAME	ORDER AMOUNT - EXCL. VAT	VAT AMOUNT	ORDER AMOUNT- VAT INCL.	DESCRIPTION OF THE ORDER
44	132223	263786	14/07/2023	GANSBAAI BUILD IT (PTY) LTD	R 1 565,13	R 234,77	R 1 799,90	GRINDER BLADES & DISCS
45	132022	263788	14/07/2023	BIDVEST WALTONS	R 20 961,40	R 3 144,21	R 24 105,61	COPY PAPER
46	132188	263789	14/07/2023	BUILDERS TRADE DEPOT	R 1 739,13	R 260,87	R 2 000,00	RECHARGEABLE LED
47	132017	263792	17/07/2023	ADJUVO ENTERPRISES (PTY) LTD	R 8 100,00	R 1 215,00	R 9 315,00	OFFICE CHAIRS
48	132276	263793	17/07/2023	GILBERT'S CATERING	R 1 500,00	R -	R 1 500,00	CATERING
49	131853	263794	17/07/2023	BUILDERS TRADE DEPOT	R 7 476,52	R 1 121,48	R 8 598,00	TOOL KIT ASSORTED
50	132078	263795	17/07/2023	HERMANUS OFFICE NATIONAL	R 1 757,22	R 207,68	R 1 964,90	REFRESHMENTS
51	132297	263800	17/07/2023	GARDINER N	R 2 000,00	R -	R 2 000,00	INSTALL SOLAR PANEL LIGHTS
52	132272	263806	17/07/2023	BUILDERS TRADE DEPOT	R 834,35	R 125,15	R 959,50	INVERTER WELDER
53	132294	263807	17/07/2023	ACDC EXPRESS HERMANUS	R 1 663,20	R 249,48	R 1 912,68	LAYLIGHT LED LAMP
54	132292	263808	17/07/2023	BIDVEST WALTONS	R 1 288,64	R 193,30	R 1 481,94	STATIONERY
55	132285	263809	17/07/2023	IRRIGATION SOLUTIONS	R 1 043,48	R 156,52	R 1 200,00	SWITCHING OFF ALL IRRIGATION CONTROLLERS
56	132127	263811	17/07/2023	ALLY SHOES CC	R 1 026,09	R 153,91	R 1 180,00	WORKING/OFFICE SHOES
57	132197	263812	17/07/2023	ERIC BOOKER PROMOTIONS (PTY) LTD	R 1 686,96	R 253,04	R 1 940,00	STREET NAME BOARDS
58	132268	263820	18/07/2023	ERIC BOOKER PROMOTIONS (PTY) LTD	R 1 660,87	R 249,13	R 1 910,00	SIGN BOARDS
59	132357	263821	18/07/2023	HERMANUS OFFICE NATIONAL	R 1 062,52	R 159,38	R 1 221,90	VOICE RECORDER
60	132326	263822	18/07/2023	DE BRUYN GP	R 1 995,00	R -	R 1 995,00	FAULT FINDING ASSESSMENT TO AUDITORIUM LIGHTS
61	132283	263828	18/07/2023	HERMANUS HARDWARE	R 1 088,70	R 163,30	R 1 252,00	TOOLS
62	132311	263830	18/07/2023	CUSTOM DEN (PTY) LTD	R 2 000,00	R -	R 2 000,00	DEEP CLEAN AND TILE REPLACEMENT
63	132096	263831	18/07/2023	ERIC BOOKER PROMOTIONS (PTY) LTD	R 1 726,35	R 258,95	R 1 985,30	TOOLS
64	132323	263832	18/07/2023	FLO-RITE IRRIGATION CC	R 250,43	R 37,57	R 288,00	IRRIGATION PARTS
65	132345	263833	18/07/2023	HERMANUS HARDWARE	R 282,61	R 42,39	R 325,00	HARDWARE
66	132334	263834	18/07/2023	ERIC BOOKER PROMOTIONS (PTY) LTD	R 469,57	R 70,43	R 540,00	SIGN BOARDS
67	132342	263835	18/07/2023	KAAP AGRI AGRIMARK LIQUOR	R 523,76	R 78,56	R 602,32	HARDWARE

#	REQ NR	ORDER NO	ORDER DATE	CREDITOR NAME	ORDER AMOUNT - EXCL. VAT	VAT AMOUNT	ORDER AMOUNT- VAT INCL.	DESCRIPTION OF THE ORDER
68	132330	263838	18/07/2023	OVERBERG AGRI BEDRYWE (PTY) LTD	R 1 500,87	R 225,13	R 1 726,00	PLUMBING MATERIALS
69	132344	263839	18/07/2023	KAAP AGRI AGRIMARK LIQUOR	R 1 075,93	R 161,39	R 1 237,32	HERBICIDE
70	132177	263842	19/07/2023	BUILDERS TRADE DEPOT	R 673,02	R 100,95	R 773,97	HARDWARE
71	132189	263843	19/07/2023	KAAP AGRI AGRIMARK LIQUOR	R 1 589,57	R 238,44	R 1 828,01	KITCHEN APPLIANCES
72	132115	263844	19/07/2023	GROENEWALD D	R 15 000,00	-	R 15 000,00	TRANSLATION SERVICES
73	132115	263846	19/07/2023	MASIQHAME TRADING 77 CC	R 15 000,00	-	R 15 000,00	TRANSLATION SERVICES
74	132413	263850	19/07/2023	KAAP AGRI AGRIMARK LIQUOR	R 1 674,40	R 251,16	R 1 925,56	BUILDERS LIME
75	132135	263851	20/07/2023	BOTRIVIER BOEREMARK	R 696,78	R 104,52	R 801,30	PAINT MATERIALS
76	132139	263852	20/07/2023	HERMANUS OFFICE NATIONAL	R 10 543,74	R 1 581,56	R 12 125,30	OFFICE TABLE & CHAIRS
77	132140	263853	20/07/2023	BOTRIVIER BOEREMARK	R 6 791,55	R 1 018,73	R 7 810,28	HARDWARE
78	132205	263859	20/07/2023	HERMANUS OFFICE NATIONAL	R 1 762,34	R 152,56	R 1 914,90	REFRESHMENTS
79	132369	263860	20/07/2023	HERMANUS MOWER CENTRE	R 486,96	R 73,04	R 560,00	LAWN MOWER PARTS
80	132367	263861	20/07/2023	SJ HERHOLDT FURNITURES TO	R 1 213,04	R 181,96	R 1 395,00	MICROWAVE
81	132372	263867	20/07/2023	KAAP AGRI AGRIMARK LIQUOR	R 1 418,85	R 212,83	R 1 631,68	LED LAMP
82	132417	263869	20/07/2023	GANSBAAL BUILD IT (PTY) LTD	R 286,87	R 43,03	R 329,90	PAINT MATERIALS
83	132400	263870	20/07/2023	ERIC BOOKER PROMOTIONS (PTY) LTD	R 1 191,30	R 178,70	R 1 370,00	REFIRBISH OLD SIGN
84	132380	263871	20/07/2023	HERMANUS OFFICE NATIONAL	R 1 524,00	R 228,60	R 1 752,60	STATIONERY
85	132341	263873	20/07/2023	HERMANUS OFFICE NATIONAL	R 1 734,70	R 260,20	R 1 994,90	STATIONERY
86	132131	263877	20/07/2023	OFFICETECH	R 4 184,64	R 627,70	R 4 812,34	REFRESHMENTS
87	132396	263879	20/07/2023	BUILDERS TRADE DEPOT	R 1 362,87	R 204,43	R 1 567,30	BLINDS
88	132379	263882	21/07/2023	KAAP AGRI AGRIMARK LIQUOR	R 1 539,00	R 230,85	R 1 769,85	REFLECTIVE VEST
89	132112	263895	21/07/2023	LINDA JACOBS PROMOTIONS	R 8 920,00	R 1 338,00	R 10 258,00	BRANDED THERMO S/S VACUUM FLASK
90	132476	263896	21/07/2023	GODDARD L.J	R 750,00	-	R 750,00	ACCOMMODATION
91	132439	263901	21/07/2023	BUILDERS TRADE DEPOT	R 1 443,48	R 216,52	R 1 660,00	PAINT MATERIALS

#	REQ NR	ORDER NO	ORDER DATE	CREDITOR NAME	ORDER AMOUNT - EXCL. VAT	VAT AMOUNT	ORDER AMOUNT - VAT INCL.	DESCRIPTION OF THE ORDER
92	132438	263903	21/07/2023	BUILDERS TRADE DEPOT	R 934,78	R 140,22	R 1 075,00	WATERPROOFING MATERIALS
93	132224	263915	21/07/2023	ACDC EXPRESS HERMANUS	R 15 037,13	R 2 255,57	R 17 292,70	ELECTRICAL INVERTER AND ACCESSORIES
94	132445	263916	21/07/2023	HERMANUS HARDWARE	R 1 626,09	R 243,91	R 1 870,00	HARDWARE
95	132170	263917	21/07/2023	NUWAY ENTERPRISES	R 17 730,00	R 2 659,50	R 20 389,50	ROAD SIGNS
96	132214	263918	21/07/2023	UNIVERSAL TRADING	R 11 200,00	R 1 680,00	R 12 880,00	H/DUTY DRAIN ROD SET
97	132030	263919	24/07/2023	KAAP AGRI AGRIMARK LIQUOR	R 21 157,25	R 3 173,59	R 24 330,84	TIMBER
98	132447	263920	24/07/2023	ERIC BOOKER PROMOTIONS (PTY) LTD	R 1 617,39	R 242,61	R 1 860,00	STREET NAME BOARDS
99	132082	263921	24/07/2023	OFFICE FOR YOU (PTY) LTD	R 13 309,50	R 1 996,43	R 15 305,93	STATIONERY
100	132484	263922	24/07/2023	ADENCO CONSTRUCTION (PTY) LTD	R 1 710,02	R 256,50	R 1 966,52	CALL OUT AND DIAGNOSE BATTERY CHARGER
101	132350	263923	24/07/2023	GANSBAAI BUILD IT (PTY) LTD	R 895,57	R 134,33	R 1 029,90	HARDWARE
102	132505	263925	24/07/2023	ACDC EXPRESS HERMANUS	R 216,71	R 32,51	R 249,22	ELECTRICAL ITEMS
103	132506	263926	24/07/2023	BUCO HERMANUS	R 286,95	R 43,04	R 329,99	HARDWARE
104	132507	263927	24/07/2023	KAAP AGRI AGRIMARK LIQUOR	R 834,23	R 125,13	R 959,36	HARDWARE
105	132541	263928	24/07/2023	XL GLENWOOD TRAVEL AGENCY	R 6 681,75	R 1 002,26	R 7 684,01	FLIGHTS & ACCOMMODATION
106	132517	263929	24/07/2023	RPE ELECTRICAL WHOLESALER	R 1 392,00	R -	R 1 392,00	LED FLOODLIGHT
107	132028	263933	24/07/2023	BOTRIVIER BOEREMARK	R 7 516,50	R 1 127,48	R 8 643,98	IRRIGATION PARTS
108	132518	263942	25/07/2023	KLEINMOND GLASS AND ALUMI	R 836,00	R -	R 836,00	SAFETY GLASS
109	132220	263946	25/07/2023	OFFICE FOR YOU (Pty) Ltd	R 2 366,40	R 354,96	R 2 721,36	STATIONERY
110	132301	263947	25/07/2023	ENDLESS JOURNEY MEDIA AND	R 2 500,00	R -	R 2 500,00	SOUND SYSTEM
111	132582	263948	25/07/2023	OVERBERG LIGHTING CENTRE	R 1 723,43	R 258,52	R 1 981,95	ELECTRICAL ITEMS
112	132519	263949	25/07/2023	DE BRUYN GP	R 1 995,25	R -	R 1 995,25	INSTALL AUDITORIUM LIGHTS
113	132312	263951	25/07/2023	HERMANUS OFFICE NATIONAL	R 1 226,00	R 183,90	R 1 409,90	STATIONERY
114	132168	263952	25/07/2023	OFFICE FOR YOU (Pty) Ltd	R 7 937,90	R 1 190,69	R 9 128,59	STATIONERY
115	132537	263956	25/07/2023	KLEINMOND BOUHANDEL	R 539,39	R 80,91	R 620,30	SOCKET AND RACHET SET

#	REQ NR	ORDER NO	ORDER DATE	CREDITOR NAME	ORDER AMOUNT - EXCL. VAT	VAT AMOUNT	ORDER AMOUNT- VAT INCL.	DESCRIPTION OF THE ORDER
116	132415	263957	26/07/2023	KAAP AGRI AGRIMARK LIQUOR	R 1 249,71	R 187,46	R 1 437,17	MEASURE TAPE & LACING CORD
117	132528	263958	26/07/2023	ERIC BOOKER PROMOTIONS (PTY) LTD	R 1 260,87	R 189,13	R 1 450,00	CHROMADECK SIGN
118	132423	263959	26/07/2023	HERMANUS MIDAS	R 334,20	R 50,13	R 384,33	GLOBES
119	132120	263964	26/07/2023	BOTRIVIER BOEREMARK	R 3 831,52	R 574,73	R 4 406,25	KNAPJACKET & KNAPSACK
120	132274	263965	26/07/2023	MEMOTEK TRADING CC	R 8 609,66	R 1 291,45	R 9 901,11	INSTULATION TESTER
121	132601	263966	26/07/2023	ACDC EXPRESS HERMANUS	R 680,80	R 102,12	R 782,92	BATTERY CHARGER
122	132608	263973	26/07/2023	ERIC BOOKER PROMOTIONS (PTY) LTD	R 1 669,57	R 250,43	R 1 920,00	HARDWARE
123	132603	263974	26/07/2023	GANSBAAI BUILD IT (PTY) LTD	R 1 510,61	R 226,59	R 1 737,20	PLUMBING MATERIALS
124	132304	263975	26/07/2023	MCINJANA TOURS	R 6 750,00	R -	R 6 750,00	TRANSPORT
125	132591	263977	26/07/2023	ALEX GRANT PHARMACY	R 91,66	R 13,75	R 105,41	IOD MEDICATION
126	132209	263979	26/07/2023	THUMA MINA ROAD SIGNS (PTY) LTD	R 20 145,00	R 3 021,75	R 23 166,75	ROAD SIGNS & ROAD BARRIERS
127	132060	263982	26/07/2023	NOLADA 8 (PTY) LTD	R 3 900,00	R 585,00	R 4 485,00	CLOTHING
128	131974	263983	26/07/2023	BUILDERS TRADE DEPOT	R 2 604,35	R 390,65	R 2 995,00	WELDED MESH
129	132437	263984	26/07/2023	HERMANUS BUILD IT (PTY) LTD	R 1 456,36	R 218,45	R 1 674,81	HARDWARE
130	132182	263988	26/07/2023	HERMANUS BUILD IT (PTY) LTD	R 1 521,65	R 228,25	R 1 749,90	LINSEED OIL & WAKSOL
131	132595	263989	26/07/2023	HERMANUS OFFICE NATIONAL	R 1 735,74	R 260,36	R 1 996,10	STATIONERY
132	132509	263990	26/07/2023	HERMANUS BUIJD IT (PTY) LTD	R 1 691,83	R 253,77	R 1 945,60	HARDWARE
133	132637	263991	26/07/2023	OVERBERG AGRI BEDRYWE (PTY) LTD	R 1 528,70	R 229,30	R 1 758,00	LOCKS
134	132015	263992	26/07/2023	BOTRIVIER BOEREMARK	R 24 000,00	R 3 600,00	R 27 600,00	100% RECYCLED PLASTIC FURNITURE
135	132564	263993	27/07/2023	HERMANUS HARDWARE	R 636,52	R 95,48	R 732,00	TOOLS
136	132525	263994	27/07/2023	ACDC EXPRESS HERMANUS	R 530,87	R 79,63	R 610,50	ELECTRICAL ITEMS
137	132491	263995	27/07/2023	OVERBERG AGRI BEDRYWE (PTY) LTD	R 1 304,35	R 195,65	R 1 500,00	HEAD LAMP
138	132625	263997	27/07/2023	ACDC EXPRESS HERMANUS	R 946,21	R 141,93	R 1 088,14	ELECTRICAL ITEMS
139	132639	263998	27/07/2023	GILBERT'S CATERING	R 1 000,00	R -	R 1 000,00	CATERING

#	REQ NR	ORDER NO	ORDER DATE	CREDITOR NAME	ORDER AMOUNT - EXCL. VAT	VAT AMOUNT	ORDER AMOUNT- VAT INCL.	DESCRIPTION OF THE ORDER
140	132299	264000	27/07/2023	BUTTER FLOUR (PTY) LTD	R 10 575,00	R -	R 10 575,00	CATERING
141	132303	264001	27/07/2023	ENDLESS JOURNEY MEDIA AND	R 4 000,00	R -	R 4 000,00	PHOTOGRAPHER
142	132196	264002	27/07/2023	HERMANUS BUILD IT (PTY) LTD	R 1 119,82	R 167,97	R 1 287,79	HARDWARE
143	132277	264013	27/07/2023	WILKOO MARKETING	R 5 594,33	R 839,15	R 6 433,48	PAINT MATERIALS
144	132321	264014	27/07/2023	OK FOODS GANSBAAI	R 1 097,28	R 101,57	R 1 198,85	REFRESHMENTS
145	132654	264015	27/07/2023	MCINJANA TOURS	R 1 200,00	R -	R 1 200,00	TRANSPORT
146	132686	264016	27/07/2023	SKHALENI SERVICES	R 4 650,00	R 697,50	R 5 347,50	CATERING
147	132615	264019	27/07/2023	BUCO HERMANUS	R 1 578,00	R 236,70	R 1 814,70	EXTENSION CORD & LEAD
148	132612	264020	27/07/2023	GANSBAAI MIDAS	R 1 413,03	R 211,95	R 1 624,98	VEHICLE PARTS
149	132613	264021	27/07/2023	BUILDERS TRADE DEPOT	R 1 631,30	R 244,70	R 1 876,00	TREE PRUNERS
150	132132	264022	27/07/2023	CUSTOM DEN (PTY) LTD	R 28 800,00	R -	R 28 800,00	CLEANING OF DAVIES & JAN RABIE POOLS
151	132711	264029	28/07/2023	PATRICK INSTALLATIONS (PTY) LTD	R 1 900,00	R -	R 1 900,00	SOUND SYSTEM
152	132258	264030	28/07/2023	KAAP AGRI AGRIMARK LIQUOR	R 12 728,95	R 1 909,34	R 14 638,29	TOOLS
153	132373	264047	28/07/2023	WONDERLAND LIFESTYLE NUURS	R 913,04	R 136,96	R 1 050,00	SMALL SUCCULENTS
154	132077	264053	28/07/2023	OFFICE FOR YOU (PTY) LTD	R 12 895,00	R 1 934,25	R 14 829,25	STATIONERY
155	132647	264054	28/07/2023	HERMANUS BUILD IT (PTY) LTD	R 417,30	R 62,60	R 479,90	LOCKS
156	132723	264055	28/07/2023	BUTTER FLOUR (PTY) LTD	R 1 990,00	R -	R 1 990,00	CATERING
157	132699	264056	28/07/2023	GLASSMEN HERMANUS (PTY) LTD	R 178,26	R 26,74	R 205,00	CLEAR GLASS
158	132610	264057	28/07/2023	HERMANUS HARDWARE	R 1 521,74	R 228,26	R 1 750,00	GAS CANISTER
159	132665	264058	28/07/2023	HERMANUS MIDAS	R 566,11	R 84,92	R 651,03	VEHICLE PARTS
160	132688	264059	28/07/2023	BUCO HERMANUS	R 1 343,45	R 201,52	R 1 544,97	HEAD LIGHTS
161	132687	264060	28/07/2023	ACDC EXPRESS HERMANUS	R 1 663,23	R 249,49	R 1 912,72	DAYLIGHT LED LAMP
162	132659	264061	28/07/2023	KAAP AGRI AGRIMARK LIQUOR	R 1 492,17	R 223,83	R 1 716,00	CLOTHING
163	132690	264062	28/07/2023	ERIC BOOKER PROMOTIONS (PTY) LTD	R 1 695,65	R 254,35	R 1 950,00	CHROMADECK SIGN

#	REQ NR	ORDER NO	ORDER DATE	CREDITOR NAME	ORDER AMOUNT - EXCL. VAT	VAT AMOUNT	ORDER AMOUNT- VAT INCL.	DESCRIPTION OF THE ORDER
164	132657	264063	28/07/2023	GANSBAAI BUILD IT (PTY) LTD	R 1 731,86	R 259,78	R 1 991,64	CARPENTRY MATERIALS
165	132702	264064	28/07/2023	MY DESIGN	R 1 582,61	R 237,39	R 1 820,00	LAMINATING & BLOCKMOUNTING
166	132656	264065	28/07/2023	GANSBAAI MIDAS	R 867,33	R 130,10	R 997,43	TOOLS
167	132778	264070	31/07/2023	CUSTOM DEN (PTY) LTD	R 23 308,50	R -	R 23 308,50	K9 SLEEPING BOARD
168	132736	264071	31/07/2023	ACDC EXPRESS HERMANUS	R 1 085,72	R 162,86	R 1 248,58	ELECTRICAL ITEMS
169	132726	264072	31/07/2023	AUTUMN SKIES TRADING 491	R 1 998,00	R -	R 1 998,00	REPAIR CEILING IN AUDITORIUM
170	132559	264073	31/07/2023	HERMANUS MIDAS	R 844,63	R 126,70	R 971,33	TOOLS
171	132152	264074	31/07/2023	KAAP AGRIMARK LIQUOR	R 4 873,04	R 730,96	R 5 604,00	CLOTHING
172	132634	264075	31/07/2023	GILBERT'S CATERING	R 1 550,00	R -	R 1 550,00	CATERING
173	132561	264079	31/07/2023	HERMANUS MIDAS	R 448,20	R 67,23	R 515,43	VEHICLE PARTS
174	132532	264080	31/07/2023	HERMANUS OFFICE NATIONAL	R 705,13	R 105,77	R 810,90	STATIONERY
175	132337	264081	31/07/2023	MEMOTEK TRADING CC	R 4 447,30	R 667,10	R 5 114,40	GUMBOOTS
176	132391	264082	31/07/2023	LUMBER & LAWN	R 4 058,84	R 608,83	R 4 667,67	WEEDEATHER & CHAINSAW ACCESSORIES
177	132144	264084	31/07/2023	HERMANUS EXTINGUISHER SERVICES	R 10 985,00	R 1 647,75	R 12 632,75	SERVICE & REFILL EXTINGUISHERS
178	132679	264085	31/07/2023	GLASFIT HERMANUS	R 156,52	R 23,48	R 180,00	VEHICLE PARTS
179	132499	264086	31/07/2023	DAUNWIN ALEXANDER	R 1 980,00	R -	R 1 980,00	SUPPLY & INSTALL SAFETY BURGLAR BARS
180	132560	264087	31/07/2023	BUCO HERMANUS	R 1 468,59	R 220,29	R 1 688,88	HARDWARE
181	132482	264088	31/07/2023	CABLE'S CABLING CC	R 1 200,00	R 180,00	R 1 380,00	RJ9 CONNECTORS
182	132648	264089	31/07/2023	GLASSMEN HERMANUS (PTY) LTD	R 375,65	R 56,35	R 432,00	FOX HANDLE BLACK
183	132751	264102	01/08/2023	ACDC EXPRESS HERMANUS	R 1 505,33	R 225,80	R 1 731,13	ELECTRICAL ITEMS
184	132801	264103	01/08/2023	BUCO HERMANUS	R 1 695,53	R 254,33	R 1 949,86	OVERALL DISPOSABLE
185	132799	264104	01/08/2023	BUILDERS TRADE DEPOT	R 1 477,39	R 221,61	R 1 699,00	HIGH PRESSURE CLEANER
186	132777	264105	01/08/2023	COLOURPIX GRAPHIC DESIGNS	R 660,00	R 99,00	R 759,00	BUSINESS CARDS
187	132776	264106	01/08/2023	RPE ELECTRICAL WHOLESALER	R 410,50	R -	R 410,50	ELECTRICAL ITEMS
188	132143	264107	01/08/2023	RC SUPPLIERS	R 6 550,22	R 982,53	R 7 532,75	STATIONERY

#	REQ NR	ORDER NO	ORDER DATE	CREDITOR NAME	ORDER AMOUNT - EXCL. VAT	VAT AMOUNT	ORDER AMOUNT- VAT INCL.	DESCRIPTION OF THE ORDER
189	132161	264108	01/08/2023	OFFICE FOR YOU (PTY) LTD	R 3 809,40	R 571,41	R 4 380,81	STATIONERY
190	132374	264109	01/08/2023	GANSBAAI BUILD IT (PTY) LTD	R 1 460,50	R 219,08	R 1 679,58	HARDWARE ITEMS
191	132403	264110	01/08/2023	ACDC EXPRESS HERMANUS	R 2 055,90	R 308,39	R 2 364,29	ELECTRICAL ITEMS
192	132588	264112	01/08/2023	PLUMBINK SA (PTY) LTD	R 1 256,94	R 188,54	R 1 445,48	PLUMBING MATERIALS
193	132557	264113	01/08/2023	HERMANUS GAS CC	R 1 730,43	R 259,57	R 1 990,00	GAS CYLINDERS
194	132179	264114	01/08/2023	HERMANUS GAS CC	R 13 130,43	R 1 969,57	R 15 100,00	GAS CYLINDERS
195	132767	264115	01/08/2023	GANSBAAI AIRCON AND REFRIGERATION	R 720,00	R 108,00	R 828,00	NEW AIRCON REMOTE
196	132645	264118	01/08/2023	HERMANUS HARDWARE ITEMS	R 1 612,17	R 241,83	R 1 854,00	HARDWARE ITEMS
197	132329	264119	01/08/2023	OVERBERG AGRI BEDRYWE (PTY) LTD	R 4 281,74	R 642,26	R 4 924,00	LADDERS
198	132614	264120	01/08/2023	OVERBERG AGRI BEDRYWE (PT) LTD	R 1 739,12	R 260,87	R 1 999,99	TOOLS
199	132181	264130	02/08/2023	WAB PRINTMEDIA (PTY) LTD	R 800,00	R 120,00	R 920,00	SCRAP BOOK
200	132760	264132	02/08/2023	GANSBAAI BUILD IT (PTY) LTD	R 1 480,70	R 222,10	R 1 702,80	HARDWARE ITEMS
201	131977	264133	02/08/2023	EPC CONSUMABLES	R 3 769,00	R 565,35	R 4 334,35	CLEANING MATERIALS
202	132755	264134	02/08/2023	EBM SOUTH AFRICA (PTY) LTD	R 1 728,15	R 259,22	R 1 987,37	ELECTRICAL ITEMS
203	132864	264148	02/08/2023	GANSBAAI BUILD IT (PTY) LTD	R 791,18	R 118,68	R 909,86	HARDWARE ITEMS
204	132405	264149	02/08/2023	KAAP AGRI AGRIMARK LIQUOR	R 4 834,00	R 725,10	R 5 559,10	PAINTAND PAINT ACCESSORIES & DAMP SHIELD
205	132827	264150	02/08/2023	BIDVEST WALTONS	R 1 000,66	R 150,10	R 1 150,76	DATE STAMPS
206	132351	264155	02/08/2023	SAFETYXPRESS STROMBERG	R 16 700,00	R 2 505,00	R 19 205,00	TRAFFIC CONES
207	132101	264161	02/08/2023	HERMANUS BUILD IT (PTY) LTD	R 18 658,78	R 2 798,82	R 21 457,60	PAINTAND PAINT ACCESSORIES MATERIALS
208	132348	264162	02/08/2023	NOLADA 8 (PTY) LTD	R 2 660,00	R 399,00	R 3 059,00	MICROWAVE
209	132212	264163	02/08/2023	DERELIZE PRINTING	R 5 252,17	R 787,83	R 6 040,00	HIV'S SAFETY JACKETS
210	132336	264164	03/08/2023	WAB PRINTMEDIA (PTY) LTD	R 2 820,00	R 423,00	R 3 243,00	PRINTING OF CARBONISED BOOKS
211	132862	264165	03/08/2023	GANSBAAI MIDAS	R 227,32	R 34,10	R 261,42	BATTERY CLIPS
212	132617	264167	03/08/2023	HERMANUS MOWER CENTRE	R 1 721,74	R 258,26	R 1 980,00	MOWING HEAD AUTO CUT
213	132815	264168	03/08/2023	GANSBAAI BUILD IT (PTY) LTD	R 1 682,52	R 252,38	R 1 934,90	HARDWARE ITEMS
214	132857	264169	03/08/2023	BUILDERS TRADE DEPOT	R 606,96	R 91,04	R 698,00	MEASURING TAPE
215	132500	264170	03/08/2023	KLEINMOND BOUHANDEL	R 1 715,04	R 257,26	R 1 972,30	SAFETY GLOVES
216	132652	264177	03/08/2023	HERMANUS HARDWARE ITEMS	R 1 089,57	R 163,43	R 1 253,00	HARDWARE ITEMS
217	132875	264178	03/08/2023	HERMANUS MIDAS	R 1 052,10	R 157,82	R 1 209,92	VEHICLE PARTS
218	132816	264179	03/08/2023	GERT GROVE ELECTRICAL	R 1 314,78	R 197,22	R 1 512,00	INSTALL DATA RECORDER

#	REQ NR	ORDER NO	ORDER DATE	CREDITOR NAME	ORDER AMOUNT - EXCL. VAT	VAT AMOUNT	ORDER AMOUNT- VAT INCL.	DESCRIPTION OF THE ORDER
219	132944	264183	03/08/2023	OK FOODS GANSBAAI	R 1 498,86	R 224,83	R 1 723,69	REFRESHMENTS
220	132324	264191	04/08/2023	KAAP AGRI AGRIMARK LIQUOR	R 7 530,00	R 1 129,50	R 8 659,50	WATER PUMPS
221	132186	264192	04/08/2023	BOLAND TOILET SERVICES (PTY) LTD	R 5 583,66	R 837,55	R 6 421,21	TOILET HIRE
222	132508	264193	04/08/2023	BOTRIVIER BOEREMARK	R 16 872,00	R 2 530,80	R 19 402,80	LOCKS
223	132819	264194	04/08/2023	BOLAND BADGE AND ENGRAVING	R 10 888,70	R 1 633,31	R 12 522,01	TROPHIES & MEDALS
224	132364	264195	04/08/2023	NOLADA 8 (PTY) LTD	R 22 422,00	R 3 363,30	R 25 785,30	PLUMBING ITEMS
225	132378	264196	04/08/2023	FUNCTION HIRE.COM	R 4 817,67	R 722,65	R 5 540,32	DÉCOR SERVICES
226	132943	264197	04/08/2023	HERMANUS AUTO FITMENT CENTRE	R 252,17	R 37,83	R 290,00	VEHICLE PARTS
227	132941	264198	04/08/2023	HERMANUS MIDAS	R 616,14	R 92,42	R 708,56	VEHICLE PARTS
228	132477	264200	04/08/2023	ACDC EXPRESS HERMANUS	R 1 744,20	R 261,63	R 2 005,83	LIGHTS
229	132802	264203	04/08/2023	ACDC EXPRESS HERMANUS	R 1 728,68	R 259,30	R 1 987,98	ELECTRICAL ITEMS
230	132313	264204	07/08/2023	ACDC EXPRESS HERMANUS	R 1 703,90	R 255,59	R 1 959,49	ELECTRICAL ITEMS
231	132602	264205	07/08/2023	KAAP AGRI AGRIMARK LIQUOR	R 1 734,78	R 260,22	R 1 995,00	GOLF SHIRTS
232	132059	264206	07/08/2023	EPC CONSUMABLES	R 2 274,00	R 341,10	R 2 615,10	HIGH PRESSURE WASHER
233	132058	264207	07/08/2023	KAAP AGRI AGRIMARK LIQUOR	R 9 450,00	R 1 417,50	R 10 867,50	WELDED MESH
234	132175	264208	07/08/2023	MEMOTEK TRADING CC	R 8 308,36	R 1 246,25	R 9 554,61	ELECTRIC HEATER
235	132980	264209	07/08/2023	GANSBAAI BUILD IT (PTY) LTD	R 217,30	R 32,60	R 249,90	MULTIPLUGS
236	132965	264210	07/08/2023	EAGLE SECURITY SYSTEMS	R 590,00	R -	R 590,00	REPLACE ALARM
237	132964	264211	07/08/2023	ACDC EXPRESS HERMANUS	R 1 651,30	R 247,70	R 1 899,00	CORDLESS DRILL
238	132599	264212	07/08/2023	GANSBAAI BUILD IT (PTY) LTD	R 608,69	R 91,30	R 699,99	VALVES
239	132102	264214	07/08/2023	HERMANUS BUILD IT (PTY) LTD	R 26 075,83	R 3 911,37	R 29 987,20	CARPENTRY BOARDS
240	132397	264215	07/08/2023	BOTRIVIER BOEREMARK	R 14 040,48	R 2 106,07	R 16 146,55	MOWER SPARES
241	132950	264216	07/08/2023	AUTUMN SKIES TRADING 491	R 1 997,00	R -	R 1 997,00	REPAIR CHAIRS
242	132962	264217	07/08/2023	DERELIZE PRINTING	R 1 990,00	R -	R 1 990,00	PRINTING NOTICE BOOKS
243	132959	264218	07/08/2023	KLEINMOND BOUHANDEL	R 1 559,39	R 233,91	R 1 793,30	HERBICIDE
244	132954	264219	07/08/2023	OK FOODS GANSBAAI	R 1 043,27	R 156,49	R 1 199,76	SWEETS
245	132490	264220	07/08/2023	KAAP AGRI AGRIMARK LIQUOR	R 6 532,00	R 979,80	R 7 511,80	WOODEN POLES
246	132207	264221	07/08/2023	BOTRIVIER BOEREMARK	R 2 247,00	R 337,05	R 2 584,05	ROOF SHEETS
247	132993	264230	08/08/2023	HERMANUS GAS CC	R 234,78	R 35,22	R 270,00	GAS REGULATOR
248	132906	264231	08/08/2023	HERMANUS OFFICE NATIONAL	R 161,22	R 24,18	R 185,40	STATIONERY

#	REQ NR	ORDER NO	ORDER DATE	CREDITOR NAME	ORDER AMOUNT - EXCL. VAT	VAT AMOUNT	ORDER AMOUNT- VAT INCL.	DESCRIPTION OF THE ORDER
249	132836	264232	08/08/2023	HERMANUS OFFICE NATIONAL	R 852,17	R 127,83	R 980,00	CARPET PROTECTOR
250	132290	264233	08/08/2023	LOCO ELECTRICAL WHOLESALERS	R 7 311,00	R 1 096,65	R 8 407,65	SOLAR LIGHTS
251	132386	264234	08/08/2023	NOLADA 8 (PTY) LTD	R 18 965,30	R 2 844,80	R 21 810,10	HARDWARE ITEMS
252	133004	264235	08/08/2023	GANSBAAI BUILD IT (PTY) LTD	R 1 738,51	R 260,78	R 1 999,29	SMALL TOOLS
253	132850	264236	08/08/2023	KAAP AGRARI AGRIMARK LIQUOR	R 1 384,34	R 207,65	R 1 591,99	PAINTAND PAINT ACCESSORIES
254	132922	264237	08/08/2023	HERMANUS MIDAS	R 1 022,70	R 153,41	R 1 176,11	VEHICLE SPARES
255	132920	264241	08/08/2023	HERMANUS MOWER CENTRE	R 1 704,35	R 255,65	R 1 960,00	MOWER SPARES
256	132821	264242	08/08/2023	HERMANUS OFFICE NATIONAL	R 1 710,58	R 256,59	R 1 967,17	STATIONERY
257	132951	264243	08/08/2023	ERIC BOOKER PROMOTIONS (PTY) LTD	R 452,17	R 67,83	R 520,00	STREET NAMES
258	132903	264244	08/08/2023	ERIC BOOKER PROMOTIONS (PTY) LTD	R 100,87	R 15,13	R 116,00	LOCKS
259	132241	264245	08/08/2023	NOLADA 8 (PTY) LTD	R 2 420,00	R 363,00	R 2 783,00	WATER PUMP
260	132449	264246	08/08/2023	BOTRIVIER BOEREMARK	R 2 419,89	R 362,98	R 2 782,87	WHEELBARROW
261	132444	264247	08/08/2023	BOTRIVIER BOEREMARK	R 6 153,00	R 922,95	R 7 075,95	BIDUM
262	132430	264248	08/08/2023	BIDVEST WALTONS	R 866,80	R 130,02	R 996,82	FURNITURE POLISH
263	132235	264249	08/08/2023	LUMBER & LAWN	R 5 105,80	R 765,87	R 5 871,67	MOWER SPARES
264	133031	264250	10/08/2023	GAS HUB (PTY) LTD	R 1 365,22	R 204,78	R 1 570,00	GAS REFILL
265	132977	264252	10/08/2023	KAAP AGRARI AGRIMARK LIQUOR	R 1 433,04	R 214,96	R 1 648,00	JACKETS AND BOOTS
266	132966	264253	10/08/2023	HERMANUS OFFICE NATIONAL	R 1 442,78	R 216,42	R 1 659,20	STATIONERY
267	132492	264254	10/08/2023	OVERBERG LIGHTING CENTRE	R 544,65	R 81,70	R 626,35	LIGHTS
268	132404	264255	10/08/2023	BUILDERS TRADE DEPOT	R 4 438,52	R 665,78	R 5 104,30	BATHROOM ACCESSORIES
269	132899	264256	10/08/2023	BUCO HERMANUS	R 1 520,84	R 228,13	R 1 748,97	SMALL TOOLS
270	132853	264257	10/08/2023	BUILDERS TRADE DEPOT	R 1 562,61	R 234,39	R 1 797,00	POWER TOOLS
271	132882	264258	10/08/2023	WONDERLAND LIFESTYLE NURSERY	R 1 721,74	R 258,26	R 1 980,00	CORPORATE GIFTS
272	132812	264261	10/08/2023	PLUMBLINK SA (PTY) LTD	R 729,37	R 109,41	R 838,78	PLUMBING TOOLS
273	132741	264264	10/08/2023	HERMANUS HARDWARE ITEMS	R 889,57	R 133,43	R 1 023,00	PIPES AND FITTINGS
274	132086	264265	10/08/2023	BLINDS AND FLOORING STUDIO	R 1 739,13	R 260,87	R 2 000,00	REPAIR BINDS
275	132318	264266	10/08/2023	BLINDS AND FLOORING STUDIO	R 834,78	R 125,22	R 960,00	SUPPLY AND INSTAL BLINDS
276	133007	264267	10/08/2023	GANSBAAI MIDAS	R 996,26	R 149,44	R 1 145,70	VEHICLE PARTS
277	132961	264268	10/08/2023	SUPA QUICK HERMANUS	R 986,96	R 148,04	R 1 135,00	TYRE REPAIR
278	133056	264272	11/08/2023	BOTRIVIER BOEREMARK	R 1 726,09	R 258,91	R 1 985,00	CHIPBOARD

#	REQ NR	ORDER NO	ORDER DATE	CREDITOR NAME	ORDER AMOUNT - EXCL. VAT	VAT AMOUNT	ORDER AMOUNT- VAT INCL.	DESCRIPTION OF THE ORDER
279	132249	264273	11/08/2023	KAAP AGRI AGRIMARK LIQUOR	R 22 505,25	R 3 375,79	R 25 881,04	PAINTAND PAINT ACCESSORIES AND ACCESSORIES
280	133093	264281	11/08/2023	KAAP AGRI AGRIMARK LIQUOR	R 1 721,40	R 258,21	R 1 979,61	WHITE BAGS
281	133095	264283	11/08/2023	HERMANUS OFFICE NATIONAL	R 1 055,65	R 158,35	R 1 214,00	INK CARTRIDGE
282	132984	264284	11/08/2023	SAXE-COBURG LODGE	R 2 347,83	R 352,17	R 2 700,00	ACCOMMODATION
283	132667	264292	14/08/2023	OFFICE FOR YOU (PTY) LTD	R 10 965,00	R 1 644,75	R 12 609,75	PRINTER CARTRIDGES
284	133078	264293	14/08/2023	HERMANUS OFFICE NATIONAL	R 1 010,43	R 151,57	R 1 162,00	STATIONERY
285	133076	264294	14/08/2023	BIDVEST WALTONS	R 1 321,44	R 198,22	R 1 519,66	STATIONERY
286	132407	264295	14/08/2023	PRO SKILLS DEVELOPMENT (PTY) LTD	R 22 000,00	R 3 300,00	R 25 300,00	TRAINING CHERRY PICKER
287	132153	264296	14/08/2023	EPC CONSUMABLES	R 4 130,00	R 619,50	R 4 749,50	OFFICE DÉCOR
288	132717	264297	14/08/2023	HERMANUS OFFICE NATIONAL	R 765,13	R 114,77	R 879,90	STATIONERY
289	132495	264298	14/08/2023	NOLADA 8 (PTY) LTD	R 1 700,00	R 255,00	R 1 955,00	LIGHTS
290	132619	264299	14/08/2023	BUILDERS TRADE DEPOT	R 6 725,39	R 1 008,81	R 7 734,20	CARPENTRY BOARDS
291	132504	264300	14/08/2023	NOLADA 8 (PTY) LTD	R 10 440,00	R 1 566,00	R 12 006,00	STEEL DRUMS
292	133038	264302	14/08/2023	KAAP AGRI AGRIMARK LIQUOR	R 199,90	R 29,99	R 229,89	GREASE GUN
293	133049	264303	14/08/2023	BUILDERS TRADE DEPOT	R 1 733,50	R 260,02	R 1 993,52	CORDLESS VACUUM CLEANER
294	133090	264304	14/08/2023	ORCA INDUSTRIES CC	R 747,30	R 112,10	R 859,40	GAS REFILL
295	133099	264305	14/08/2023	DERELIZE PRINTING	R 590,00	R -	R 590,00	BUSSINESS CARDS
296	133092	264306	14/08/2023	GANSBAAI BUILD IT (PTY) LTD	R 1 393,83	R 209,07	R 1 602,90	CARPENTRY BOARDS
297	133008	264307	15/08/2023	BIDVEST WALTONS	R 1 585,69	R 237,85	R 1 823,54	STATIONERY
298	133030	264308	15/08/2023	FUNCTION HIRE.COM	R 19 700,00	R 2 955,00	R 22 655,00	CATERING
299	132191	264309	15/08/2023	PROLINEA OFFICE FURNITURE	R 9 930,00	R 1 489,50	R 11 419,50	INSTALLATION OF BLINDS
300	132960	264310	15/08/2023	KM UMMELI ENTERPRISE (PTY) LTD	R 2 000,00	R -	R 2 000,00	REPAIR GUITTERS
301	133100	264311	15/08/2023	RUSSELLS ON THE PORT	R 2 643,48	R 396,52	R 3 040,00	ACCOMMODATION
302	133047	264313	15/08/2023	RC SUPPLIERS	R 843,48	R 126,52	R 970,00	WATER FILTER
303	133096	264314	15/08/2023	AMAYOLI DYNAMICS (PTY) LTD	R 1 695,00	R -	R 1 695,00	FLOWERS
304	132436	264315	16/08/2023	NOLADA 8 (PTY) LTD	R 10 825,00	R 1 623,75	R 12 448,75	GREASE PUMP
305	132669	264316	16/08/2023	BOLT AND ENGINEERING	R 5 674,15	R 851,12	R 6 525,27	ROAD CONES
306	132434	264317	16/08/2023	GANSBAAI BUILD IT (PTY) LTD	R 5 617,13	R 842,57	R 6 459,70	KITCHEN CABINETS
307	133063	264318	16/08/2023	HERMANUS HARDWARE ITEMS	R 1 348,70	R 202,30	R 1 551,00	HARDWARE ITEMS
308	132563	264319	16/08/2023	DERELIZE PRINTING	R 16 440,00	R -	R 16 440,00	EMBROIDERED JACKETS

#	REQ NR	ORDER NO	ORDER DATE	CREDITOR NAME	ORDER AMOUNT - EXCL. VAT	VAT AMOUNT	ORDER AMOUNT- VAT INCL.	DESCRIPTION OF THE ORDER
309	133103	264320	16/08/2023	BUCO HERMANUS	R 306,01	R 45,90	R 351,91	DRILL BITS
310	132655	264321	16/08/2023	E-BOIL SYSTEMS CC	R 9 525,00	R 1 428,75	R 10 953,75	WATER BOILER
311	133033	264322	16/08/2023	THE BOOK COTTAGE CC	R 1 069,57	R 160,43	R 1 230,00	GUIDE BOOK
312	133170	264323	16/08/2023	RPE ELECTRICAL WHOLESALER	R 1 729,44	R 259,42	R 1 988,86	ELECTRICAL WIRE
313	133048	264330	16/08/2023	GANSBAAI MIDAS	R 187,29	R 28,09	R 215,38	VEHICLE SPARES
314	133109	264331	16/08/2023	COASTAL TIMBER MOULDINGS	R 863,24	R 129,49	R 992,73	WOOD DECKING
315	132054	264332	16/08/2023	KLEINMOND BUILD IT	R 608,69	R 91,30	R 699,99	BATTERY CHARGER
316	133050	264335	16/08/2023	HERMANUS HARDWARE ITEMS	R 1 069,57	R 160,43	R 1 230,00	SMALL TOOLS
317	132055	264336	16/08/2023	KLEINMOND BUILD IT	R 1 565,20	R 234,78	R 1 799,98	BATTERY
318	133162	264337	16/08/2023	KLEINMOND BUILD IT	R 1 382,56	R 207,38	R 1 589,94	SCREWS
319	133165	264338	16/08/2023	GANSBAAI APTEEK	R 59,12	R 8,87	R 67,99	MEDICATION
320	132743	264340	17/08/2023	NOLADA 8 (PTY) LTD	R 1 750,00	R 262,50	R 2 012,50	ELECTRICAL APPLIANCES
321	133107	264341	17/08/2023	HERMANUS OFFICE NATIONAL	R 1 026,00	R 153,90	R 1 179,90	POWER BANK
322	132740	264343	17/08/2023	BIDVEST WALTONS	R 2 010,01	R 301,50	R 2 311,51	POLYPROP CHAIRS
323	133053	264347	17/08/2023	HERMANUS HARDWARE ITEMS	R 298,26	R 44,74	R 343,00	BLOWTORCH
324	132562	264348	17/08/2023	PROLINEA OFFICE FURNITURE	R 16 548,00	R 2 482,20	R 19 030,20	POLYPLANK PARK BENCHES
325	132497	264349	17/08/2023	SOBANTU M	R 21 800,00	R -	R 21 800,00	CLEAN WINDOWS
326	132691	264350	17/08/2023	PJ BOOKBINDERS	R 18 620,00	R 2 793,00	R 21 413,00	BOOK BINDING
327	133175	264351	17/08/2023	DATASTOOR (PTY) LTD	R 1 632,17	R 244,83	R 1 877,00	STATIONERY
328	133157	264352	17/08/2023	KAAP AGRIMARK LIQUOR	R 550,40	R 82,56	R 632,96	CLEANING WIPES
329	132694	264353	17/08/2023	KAAP AGRIMARK LIQUOR	R 8 911,28	R 1 336,69	R 10 247,97	WORK WEAR
330	133181	264354	17/08/2023	GARDINER N	R 2 000,00	R -	R 2 000,00	REPLACE WINDOWS
331	133182	264355	17/08/2023	GLASSMEN HERMANUS (PTY) LTD	R 626,09	R 93,91	R 720,00	GLASS PANE
332	133211	264356	17/08/2023	ERIC BOOKER PROMOTIONS (PTY) LTD	R 1 356,52	R 203,48	R 1 560,00	STENCILS
333	132696	264357	17/08/2023	MEMOTEK TRADING CC	R 10 481,21	R 1 572,18	R 12 053,39	BUILDING HARDWARE ITEMS
334	132750	264372	18/08/2023	HERMANUS GAS CC	R 2 856,52	R 428,48	R 3 285,00	GAS REFILL
335	132609	264373	18/08/2023	MASTER ORGANICS	R 5 120,00	R 768,00	R 5 888,00	GRASS TRAYS
336	132420	264385	18/08/2023	THE COLOUR BOX CC	R 1 380,69	R 207,10	R 1 587,79	RUBBERISING
337	133261	264386	18/08/2023	KLEINMOND BOUHANDEL	R 680,35	R 102,05	R 782,40	SEALANT
338	132698	264387	18/08/2023	NOLADA 8 (PTY) LTD	R 9 386,00	R 1 407,90	R 10 793,90	FURNITURE

#	REQ NR	ORDER NO	ORDER DATE	CREDITOR NAME	ORDER AMOUNT - EXCL. VAT	VAT AMOUNT	ORDER AMOUNT- VAT INCL.	DESCRIPTION OF THE ORDER
339	132709	264388	18/08/2023	KAAP AGRIMARK LIQUOR	R 22 412,88	R 3 361,93	R 25 774,81	HARDWARE ITEMS
340	132441	264389	18/08/2023	BOTRIVIER BOEREMARK	R 1 377,70	R 206,66	R 1 584,36	SMALL TOOLS
341	133239	264392	18/08/2023	HERMANUS HARDWARE ITEMS	R 1 739,13	R 260,87	R 2 000,00	SMALL TOOLS
342	133235	264393	18/08/2023	HERMANUS HARDWARE ITEMS	R 1 712,17	R 256,83	R 1 969,00	SMALL TOOLS
343	132433	264394	18/08/2023	PIENAAR BROTHERS (PTY) LTD	R 2 250,00	R 337,50	R 2 587,50	SAFETY SHOES
344	133097	264400	18/08/2023	BUILDERS TRADE DEPOT	R 564,35	R 84,65	R 649,00	GARDEN HOSE
345	133238	264401	18/08/2023	CTM HERMANUS	R 1 713,91	R 257,09	R 1 971,00	TILES
346	133246	264402	18/08/2023	HERMANUS MOWER CENTRE	R 334,78	R 50,22	R 385,00	SHARPEN BLADE
347	133264	264403	18/08/2023	GANSBAAI BUILD IT (PTY) LTD	R 1 003,39	R 150,51	R 1 153,90	CARPENTRY BOARDS
348	132670	264404	18/08/2023	HERMANUS MOWER CENTRE	R 8 350,53	R 1 252,58	R 9 603,11	MOWER SPARES
349	133212	264406	21/08/2023	HERMANUS OFFICE NATIONAL	R 689,57	R 103,43	R 793,00	STATIONERY
350	132880	264409	21/08/2023	ADJUVO ENTERPRISES (PTY) LTD	R 2 390,00	R 358,50	R 2 748,50	WORK WEAR
351	133290	264410	22/08/2023	ERIC BOOKER PROMOTIONS (PTY) LTD	R 1 426,09	R 213,91	R 1 640,00	CHROMADECK SIGN
352	132914	264413	22/08/2023	RIBBENS OFFICE NATIONAL	R 3 427,46	R 514,12	R 3 941,58	STATIONERY
353	132871	264414	22/08/2023	NOLADA 8 (PTY) LTD	R 8 761,60	R 1 314,24	R 10 075,84	BUILDING MATERIAL
354	132949	264415	22/08/2023	OFFICE FOR YOU (PTY) LTD	R 24 338,00	R 3 650,70	R 27 988,70	OFFICE SUPPLIES
355	132904	264416	22/08/2023	AFRITURF CC	R 20 650,00	R 3 097,50	R 23 747,50	LINE MARKING LIQUID
356	133248	264417	22/08/2023	BIDVEST WALTONS	R 1 685,44	R 252,82	R 1 938,26	STATIONERY
357	133169	264418	22/08/2023	ACDC EXPRESS HERMANUS	R 169,55	R 25,43	R 194,98	LIGHTS
358	133138	264419	22/08/2023	BIDVEST WALTONS	R 6 445,00	R 966,75	R 7 411,75	PHOTOCOPY PAPERS
359	133139	264423	22/08/2023	UNIVERSAL TRADING	R 22 630,00	R 3 394,50	R 26 024,50	PLUMBING ITEMS
360	133177	264424	22/08/2023	HERMANUS OFFICE NATIONAL	R 1 219,65	R 182,95	R 1 402,60	STATIONERY
361	132091	264425	22/08/2023	NOLADA 8 (PTY) LTD	R 11 186,00	R 1 677,90	R 12 863,90	ALUMINIUM SLIDING DOOR
362	132459	264426	22/08/2023	IAN DICKIE & COMPANY (PTY) LTD	R 25 130,00	R 3 769,50	R 28 899,50	DRAIN CLEANING TOOLS
363	132685	264427	22/08/2023	BUILDERS TRADE DEPOT	R 1 363,48	R 204,52	R 1 568,00	CARPENTRY HARDWARE ITEMS
364	132933	264428	22/08/2023	KLEINMOND BOUHANDEL	R 387,48	R 58,12	R 445,60	GARDEN HOSE
365	133087	264430	22/08/2023	OVERBERG LIGHTING CENTRE	R 544,93	R 81,74	R 626,67	LIGHTS
366	133254	264431	22/08/2023	ERIC BOOKER PROMOTIONS (PTY) LTD	R 1 434,78	R 215,22	R 1 650,00	SIGNBOARD
367	133206	264432	22/08/2023	OVERBERG LIGHTING CENTRE	R 1 124,86	R 168,73	R 1 293,59	LIGHTS
368	133253	264433	22/08/2023	FYNBOS LOGGING	R 1 097,04	R 164,56	R 1 261,60	PINE POLES

#	REQ NR	ORDER NO	ORDER DATE	CREDITOR NAME	ORDER AMOUNT - EXCL. VAT	VAT AMOUNT	ORDER AMOUNT- VAT INCL.	DESCRIPTION OF THE ORDER
369	133128	264434	22/08/2023	KLEINMOND BOUHANDEL	R 423,04	R 63,46	R 486,50	HARDWARE ITEMS
370	132930	264435	22/08/2023	KLEINMOND BUILD IT	R 510,39	R 76,56	R 586,95	ELECTRICAL ITEMS
371	133229	264436	23/08/2023	HERMANUS OFFICE NATIONAL	R 472,19	R 70,83	R 543,02	STATIONERY
372	133332	264440	23/08/2023	ERIC BOOKER PROMOTIONS (PTY) LTD	R 1 600,00	R 240,00	R 1 840,00	CHROMADECK SIGNS
373	132062	264441	23/08/2023	BUILDERS TRADE DEPOT	R 7 824,35	R 1 173,65	R 8 998,00	GEYSER
374	132928	264442	23/08/2023	LOCO ELECTRICAL WHOLESALERS	R 20 689,60	R 3 103,44	R 23 793,04	SPIGOT
375	132064	264443	23/08/2023	LUMBER & LAWN	R 5 189,72	R 778,46	R 5 968,18	SAFETY CLOTHES
376	133300	264444	23/08/2023	NCUTHU AND SON (PTY) LTD	R 1 980,00	R -	R 1 980,00	VARNISH BRIDGE
377	133241	264445	23/08/2023	HERMANUS MOWER CENTRE	R 1 634,78	R 245,22	R 1 880,00	MOWER SPARES
378	133369	264447	23/08/2023	EAGLE SECURITY SYSTEMS	R 1 521,74	R 228,26	R 1 750,00	ALARM BATTERY
379	132533	264448	23/08/2023	GANSBAAI BUILD IT (PTY) LTD	R 14 417,13	R 2 162,57	R 16 579,70	BATHROOM ACCESSORIES
380	133346	264453	23/08/2023	KAAP AGRIMARK LIQUOR	R 1 492,17	R 223,83	R 1 716,00	WORK WEAR
381	133059	264458	23/08/2023	ERIC BOOKER PROMOTIONS (PTY) LTD	R 1 608,70	R 241,30	R 1 850,00	CHROMADECK SIGNS
382	132978	264459	23/08/2023	WILKOO MARKETING	R 4 232,32	R 634,85	R 4 867,17	PAINTAND PAINT ACCESSORIES AND ACCESSORIES
383	133085	264463	23/08/2023	KLEINMOND GLASS AND ALUMINIUM	R 919,00	R -	R 919,00	SAFETY GLASS
384	132550	264464	24/08/2023	BIDVEST WALTONS	R 11 200,00	R 1 680,00	R 12 880,00	OFFICE CHAIRS
385	132910	264472	24/08/2023	OFFICETECH	R 4 121,66	R -	R 4 121,66	REFRESHMENTS
386	133384	264473	24/08/2023	KAAP AGRIMARK LIQUOR	R 1 434,78	R 215,22	R 1 650,00	SAFETY SHOE
387	132099	264474	24/08/2023	GO SEE DO OVERBERG	R 24 000,00	R -	R 24 000,00	BROCHURE DISTRIBUTION
388	133200	264475	24/08/2023	DATASTOOR (PTY) LTD	R 428,70	R 64,30	R 493,00	VINYL LABELS
389	132844	264476	24/08/2023	OVERBERG STEEL & IRRIGATION	R 378,94	R 56,84	R 435,78	STEEL
390	133104	264477	24/08/2023	OVERBERG STEEL & IRRIGATION	R 524,80	R 78,72	R 603,52	CHEMICAL ANCHOR
391	133197	264478	24/08/2023	OVERBERG LIGHTING CENTRE	R 1 510,50	R 226,57	R 1 737,07	LIGHTS
392	132574	264480	24/08/2023	NOLADA 8 (PTY) LTD	R 8 950,00	R 1 342,50	R 10 292,50	PLASTIC CHAIRS
393	133189	264482	24/08/2023	ACDC EXPRESS HERMANUS	R 1 604,35	R 240,65	R 1 845,00	LIGHT FITTINGS
394	133187	264483	24/08/2023	KLEINMOND BOUHANDEL	R 295,65	R 44,35	R 340,00	ALUMINIUM RIVETS
395	133292	264484	24/08/2023	BIDVEST WALTONS	R 1 509,30	R 226,40	R 1 735,70	STATIONERY
396	133183	264486	24/08/2023	HENDRICKS M	R 1 400,00	R -	R 1 400,00	REPAIR PAVING
397	133336	264487	24/08/2023	TALISMAN HIRE HERMANUS	R 1 717,70	R 257,66	R 1 975,36	HIRE SCAFFOLDING
398	132884	264488	24/08/2023	NAMAKWA ENTERPRISE COURIERS	R 5 030,00	R -	R 5 030,00	FROST WINDOWS

#	REQ NR	ORDER NO	ORDER DATE	CREDITOR NAME	ORDER AMOUNT - EXCL. VAT	VAT AMOUNT	ORDER AMOUNT- VAT INCL.	DESCRIPTION OF THE ORDER
399	132764	264489	24/08/2023	YELLOW MANGO TRADING CC	R 6 300,00	R 945,00	R 7 245,00	SOLAR LIGHTS
400	132908	264490	24/08/2023	ZEE'S LAUNDRETTE	R 340,00	R -	R 340,00	WASH TABLE CLOTHS
401	132448	264491	25/08/2023	OVERBERG STEEL & IRRIGATION	R 1 628,70	R 244,30	R 1 873,00	SQUARE TUBING
402	133034	264492	25/08/2023	BIG CHEST (PTY) LTD	R 7 350,00	R 1 102,50	R 8 452,50	OPEN TOP METAL DRUMS
403	133387	264494	25/08/2023	KLEINMOND BUILD IT	R 1 681,62	R 252,24	R 1 933,86	CABLE TIES
404	133399	264495	25/08/2023	KLEINMOND BOUHANDEL	R 1 458,26	R 218,74	R 1 677,00	ELECTRICAL TAPE
405	133400	264496	25/08/2023	ACDC EXPRESS HERMANUS	R 292,00	R 43,80	R 335,80	SOLDERING IRON
406	133039	264497	25/08/2023	NOLADA 8 (PTY) LTD	R 1 552,00	R 232,80	R 1 784,80	SMALL TOOLS
407	133036	264498	25/08/2023	MEMOTEK TRADING CC	R 2 181,24	R 327,19	R 2 508,43	WORK WEAR
408	132988	264499	25/08/2023	HENCHEM	R 12 911,57	R 1 936,74	R 14 848,31	HERBICIDE
409	133361	264500	25/08/2023	DAUNWIN ALEXANDER	R 2 000,00	R 0	R 2 000	LITTER PICKER
410	132994	264501	25/08/2023	OFFICETECH	R 10047	R 1507,05	R 11554,05	OFFICE FURNITURE
411	132616	264502	25/08/2023	NOLADA 8 (PTY) LTD	R 21 355,90	R 3203,385652	R 24559,29	PLUMBING ITEMS
412	132047	264503	25/08/2023	LEAFIX (PTY) LTD	R 11 400,00	R 1710	R 13110	HERBICIDE
413	133000	264504	25/08/2023	BOTRIVIER BOEREMARK	R 16 500,00	R 2 475,00	R 18 975,00	HERBICIDE
414	132968	264505	25/08/2023	HERMANUS GAS CC	R 25 913,00	R 3 886,95	R 29 799,95	BULK GAS ORDER
415	132621	264506	25/08/2023	YELLOW MANGO TRADING CC	R 4 501,00	R 675,15	R 5 176,15	ELECTRICAL ITEMS
416	133437	264512	28/08/2023	UNIVERSAL TRADING	R 695,00	R 104,25	R 799,25	PIPE FITTINGS
417	132807	264514	28/08/2023	HS METALWORKS	R 4 480,00	R -	R 4 480,00	SAFETY GATE
418	133401	264515	28/08/2023	PLUMBLINK SA (PTY) LTD	R 242,16	R 36,32	R 278,48	GEYSER
419	133395	264516	28/08/2023	ERIC BOOKER PROMOTIONS (PTY) LTD	R 368,00	R 55,20	R 423,20	DOOR LOCKS
420	133393	264517	28/08/2023	GANSBAAI BUILD IT (PTY) LTD	R 1 738,96	R 260,84	R 1 999,80	BUILDERS LIME
421	133028	264519	28/08/2023	VAN RHYN M	R 2 500,00	R -	R 2 500,00	EMPLOYEE EVALUATION AND REPORT
422	133453	264522	28/08/2023	OK FOODS GANSBAAI	R 1 158,85	R -	R 1 158,85	REFRESHMENTS
423	132883	264523	28/08/2023	MEMOTEK TRADING CC	R 20 305,76	R 3 045,86	R 23 351,62	CARPENTRY HARDWARE ITEMS
424	133005	264524	28/08/2023	NOLADA 8 (PTY) LTD	R 8 444,04	R 1 266,61	R 9 710,65	VITAGLASS GRID
425	133373	264525	28/08/2023	PIENAAR BROTHERS (PTY) LTD	R 1 414,00	R 212,10	R 1 626,10	JACKETS
426	133404	264526	28/08/2023	HERMANUS OFFICE NATIONAL	R 868,00	R 130,20	R 998,20	STATIONERY
427	133006	264527	28/08/2023	NOLADA 8 (PTY) LTD	R 8 400,00	R 1 260,00	R 9 660,00	SAND BAGS
428	132983	264529	28/08/2023	SA FIRE WATCH (PTY) LTD	R 2 820,00	R 423,00	R 3 243,00	SERVICE FIRE EXTINGUISHERS

#	REQ NR	ORDER NO	ORDER DATE	CREDITOR NAME	ORDER AMOUNT - EXCL. VAT	VAT AMOUNT	ORDER AMOUNT- VAT INCL.	DESCRIPTION OF THE ORDER
429	132080	264530	28/08/2023	UHAMBO PROCUREMENT AND DISTRIBUTION	R 24 743,25	R 3 711,49	R 28 454,74	LAWENFORCEMENT UNIFORM
430	132898	264531	28/08/2023	BIOCURE CC	R 25 800,00	R 3 870,00	R 29 670,00	WATER PURIFICATION
431	132763	264538	29/08/2023	CUSTOM DEN (PTY) LTD	R 2 000,00	R -	R 2 000,00	REPLACE HINGES
432	133360	264539	29/08/2023	ERIC BOOKER PROMOTIONS (PTY) LTD	R 1 617,39	R 242,61	R 1 860,00	CHROMADECK SIGNS
433	133295	264540	29/08/2023	GANSBAAI BUILD IT (PTY) LTD	R 1 304,26	R 195,64	R 1 499,90	LADDER
434	133180	264541	29/08/2023	GANSBAAI BUILD IT (PTY) LTD	R 1 569,48	R 235,42	R 1 804,90	SMALL TOOLS
435	133345	264542	29/08/2023	GILBERT'S CATERING	R 1 980,00	R -	R 1 980,00	CATERING
436	133342	264543	29/08/2023	ALEX GRANT PHARMACY	R 107,47	R 16,12	R 123,59	MEDICATION
437	132703	264545	29/08/2023	BOTRIVIER BOEREMARK	R 2 680,44	R 402,07	R 3 082,51	SMALL TOOLS
438	132874	264546	29/08/2023	CARBON SENSE CC	R 3 300,00	R 495,00	R 3 795,00	TOP DRESSING
439	133414	264547	29/08/2023	HERMANUS MOWER CENTRE	R 1 243,48	R 186,52	R 1 430,00	MOWER SPARES
440	132894	264548	29/08/2023	OLYMPIA INTERNATIONAL PAINTS	R 4 065,76	R 609,86	R 4 675,62	PAINTAND PAINT ACCESSORIES
441	133398	264549	30/08/2023	BUILDERS TRADE DEPOT	R 297,39	R 44,61	R 342,00	ENGIN CLEANER
442	133457	264550	30/08/2023	KAAP AGRIMARK LIQUOR	R 706,00	R 105,90	R 811,90	JACKET
443	133445	264551	30/08/2023	ALEX GRANT PHARMACY	R 108,68	R 16,30	R 124,98	MEDICATION
444	133482	264552	30/08/2023	HERMANUS MOWER CENTRE	R 1 108,70	R 166,30	R 1 275,00	MOWER SPARES
445	133476	264553	30/08/2023	BUILDERS TRADE DEPOT	R 255,65	R 38,35	R 294,00	HARDWARE ITEMS
446	133472	264554	30/08/2023	HERMANUS HARDWARE ITEMS	R 1 662,61	R 249,39	R 1 912,00	SMALL TOOLS
447	133471	264555	30/08/2023	ACDC EXPRESS HERMANUS	R 1 737,40	R 260,61	R 1 998,01	ELECTRICAL ITEM
448	133269	264556	30/08/2023	HERMANUS MOWER CENTRE	R 1 704,35	R 255,65	R 1 960,00	MOWER SPARES
449	133489	264557	30/08/2023	OVERBERG LIGHTING CENTRE	R 291,56	R 43,73	R 335,29	LIGHTS
450	133511	264568	30/08/2023	XL GLENWOOD TRAVEL AGENCY	R 7 271,04	R 837,00	R 8 108,04	FLIGHT TICKETS
451	133299	264570	30/08/2023	YELLOW MANGO TRADING CC	R 2 008,70	R 301,30	R 2 310,00	DIESEL PUMP
452	132905	264571	30/08/2023	KOLIE NEL EN DOGTERS (PTY) LTD	R 22 159,84	R -	R 22 159,84	K9 ACCESSORIES
453	133073	264572	30/08/2023	BUILDERS TRADE DEPOT	R 1 2 359,17	R 1 853,88	R 14 213,05	GUTTERS
454	133449	264573	30/08/2023	HERMANUS MIDAS	R 861,03	R 129,15	R 990,18	LED LIGHT
455	133451	264574	30/08/2023	BUILDERS TRADE DEPOT	R 927,83	R 139,17	R 1 067,00	SMALL TOOLS
456	133487	264575	30/08/2023	CABLE'S CABLING CC	R 1 730,00	R 259,50	R 1 989,50	USB
457	132453	264576	30/08/2023	PLUMBINK SA (PTY) LTD	R 4 057,76	R 608,66	R 4 666,42	GEYSER
458	133504	264577	30/08/2023	CITY LODGE HOTELS AT OR THAMBO	R 2 556,52	R 383,48	R 2 940,00	ACCOMMODATION

#	REQ NR	ORDER NO	ORDER DATE	CREDITOR NAME	ORDER AMOUNT - EXCL. VAT	VAT AMOUNT	ORDER AMOUNT- VAT INCL.	DESCRIPTION OF THE ORDER
459	133463	264578	30/08/2023	AIM AND FIRE (PTY) LTD	R 1 260,87	R 189,13	R 1 450,00	PEPPERSPRAY
460	132997	264579	30/08/2023	NOLADA 8 (PTY) LTD	R 9 814,00	R 1 472,10	R 11 286,10	SOLAR LIGHTS
461	132945	264580	30/08/2023	NOLADA 8 (PTY) LTD	R 2 647,00	R 397,05	R 3 044,05	LIGHTS
462	133446	264581	30/08/2023	BUILDERS TRADE DEPOT	R 1 405,22	R 210,78	R 1 616,00	HARDWARE ITEMS
463	133490	264582	31/08/2023	ACDC EXPRESS HERMANUS	R 1 657,09	R 248,56	R 1 905,65	ELECTRICAL ITEMS
464	132900	264583	31/08/2023	DERELIZE PRINTING	R 3 800,00	R -	R 3 800,00	PRINT RECEIPT BOOKS
465	132896	264584	31/08/2023	OFFICETECH	R 5 728,80	R 859,32	R 6 588,12	STEEL TABLE
466	133434	264585	31/08/2023	ACDC EXPRESS HERMANUS	R 530,87	R 79,63	R 610,50	ELECTRICAL ITEMS
467	133491	264586	31/08/2023	OVERBERG LIGHTING CENTRE	R 1 730,82	R 259,62	R 1 990,44	MONEY DETECTOR
468	133419	264587	31/08/2023	H2O INTERNATIONAL SEA POINT	R 260,87	R 39,13	R 300,00	BOTTLED WATER
469	133542	264588	31/08/2023	FRYHOFF ALBERTYN APTEEK CC	R 264,60	R 39,69	R 304,29	MEDICATION
470	133538	264589	31/08/2023	BUILDERS TRADE DEPOT	R 478,26	R 71,74	R 550,00	TC BRACKET
471	133571	264590	31/08/2023	ACDC EXPRESS HERMANUS	R 237,30	R 35,60	R 272,90	ELECTRICAL ITEMS
472	133088	264600	31/08/2023	ADJUVO ENTERPRISES (PTY) LTD	R 4 120,00	R 618,00	R 4 738,00	WORK WEAR
473	133024	264601	31/08/2023	STARTUNE (PTY) LTD	R 24 417,00	R 3 662,55	R 28 079,55	SAFETY GLOVES
474	133520	264603	31/08/2023	HERMANUS HARDWARE ITEMS	R 604,35	R 90,65	R 695,00	SMALL TOOLS
475	133510	264604	31/08/2023	HERMANUS OFFICE NATIONAL	R 1 683,83	R 252,57	R 1 936,40	STATIONERY
476	133365	264605	31/08/2023	BOTRIVIER BOEREMARK	R 881,25	R 132,19	R 1 013,44	SOFTBOARD
477	133381	264606	31/08/2023	LORD CHARLES HOTEL (PTY) LTD	R 5 265,13	R 789,77	R 6 054,90	ACCOMMODATION
478	133422	264607	31/08/2023	CITY OF CHOICE TRAVEL AND TOURS	R 5 973,91	R 896,09	R 6 870,00	FLIGHT TICKETS
479	133551	264608	31/08/2023	PLUMBINK SA (PTY) LTD	R 1 732,98	R 259,95	R 1 992,93	PLUMBING ITEMS
480	133242	264611	01/09/2023	OFFICE FOR YOU (PTY) LTD	R 12 126,00	R 1 818,90	R 13 944,90	STATIONERY
481	133127	264612	01/09/2023	MEMOTEK TRADING CC	R 10 505,04	R 1 575,76	R 12 080,80	CLEANING ITEMS
482	133344	264613	01/09/2023	FUNCTION HIRE.COM	R 19 210,75	R -	R 19 210,75	CATERING
483	133112	264614	01/09/2023	YELLOW MANGO TRADING CC	R 3 316,40	R 497,46	R 3 813,86	WORKWEAR
484	133512	264615	01/09/2023	VEES CLEANING SOLUTIONS (PTY) LTD	R 1 695,65	R 254,35	R 1 950,00	LABOUR
485	132471	264618	01/09/2023	GANSBAAI MIDAS	R 880,43	R 132,06	R 1 012,49	FLEET - FILTERS
486	132986	264619	01/09/2023	OFFICE FOR YOU (PTY) LTD	R 7 426,60	R 1 113,99	R 8 540,59	KITCHEN SUPPLIES
487	133594	264620	01/09/2023	OVERBERG STEEL & IRRIGATION	R 20 000,00	R 3 000,00	R 23 000,00	HIRES OF GAS
488	133458	264621	01/09/2023	GANSBAAI BUILD IT (PTY) LTD	R 1 725,04	R 258,76	R 1 983,80	HARDWARE

#	REQ NR	ORDER NO	ORDER DATE	CREDITOR NAME	ORDER AMOUNT - EXCL. VAT	VAT AMOUNT	ORDER AMOUNT- VAT INCL.	DESCRIPTION OF THE ORDER
489	133069	264622	01/09/2023	E-BOIL SYSTEMS CC	R 9 525,00	R 1 428,75	R 10 953,75	HYDROBOIL
490	133046	264623	01/09/2023	CONNOR REECE CIVILS AND ENGINEERIN	R 10 114,20	R -	R 10 114,20	STEEL TRESTLE (BOKKIES)
491	132935	264624	01/09/2023	OFFICE FOR YOU (PTY) LTD	R 24 019,00	R 3 602,85	R 27 621,85	STATIONERY
492	133413	264625	01/09/2023	BUTTER FLOUR (PTY) LTD	R 4 445,00	R -	R 4 445,00	CATERING
493	133054	264627	01/09/2023	JOINERY AND KITCHENS (PTY) LTD	R 2 000,00	R -	R 2 000,00	REPAIR WORK
494	132683	264628	04/09/2023	GERT GROVE ELECTRICAL	R 3 477,39	R 521,61	R 3 999,00	SUPPLY AND INSTALL DEDICATED PLUGS
495	133072	264629	04/09/2023	GANSBAAI BUILD IT (PTY) LTD	R 4 912,70	R 736,90	R 5 649,60	POLES
496	133378	264633	04/09/2023	HERMANUS MIDAS	R 448,20	R 67,23	R 515,43	FLEET - SPARES
497	133161	264634	04/09/2023	STARTUNE	R 9 632,00	R 1 444,80	R 11 076,80	LEATHER GLOVES
498	133500	264635	04/09/2023	FUNCTION HIRE.COM	R 4 024,40	R 603,66	R 4 628,06	DÉCOR
499	133375	264636	04/09/2023	KAAP AGRIMARK LIQUOR	R 294,35	R 44,15	R 338,50	TOOLS
500	133377	264637	04/09/2023	KLEINMOND BOUHANDEL	R 722,78	R 108,42	R 831,20	TOOLBOX
501	133060	264638	04/09/2023	BOTRIVIER BOEREMARK	R 15 075,00	R 2 261,25	R 17 336,25	VEHICLE REPAIR TOOLS
502	133193	264640	04/09/2023	SA FIRE WATCH (PTY) LTD	R 8 300,00	R 1 245,00	R 9 545,00	ICT EQUIPMENT
503	133506	264641	05/09/2023	FUNCTION HIRE.COM	R 24 219,00	R -	R 24 219,00	CATERING
504	133474	264642	05/09/2023	HERMANUS BUILD IT (PTY) LTD	R 650,35	R 97,55	R 747,90	PAINT AND ACCESSORIES
505	133508	264643	05/09/2023	HERMANUS BUILD IT (PTY) LTD	R 1 425,91	R 213,89	R 1 639,80	TOOLS
506	133108	264644	05/09/2023	HERMANUS BUILD IT (PTY) LTD	R 1 208,61	R 181,29	R 1 389,90	TILE CEMENT
507	133252	264645	05/09/2023	HERMANUS BUILD IT (PTY) LTD	R 161,65	R 24,25	R 185,90	HARDWARE
508	132701	264651	06/09/2023	HERMANUS BUILD IT (PTY) LTD	R 25 564,26	R 3 834,64	R 29 398,90	BUILDING BLOCKS
509	132852	264652	06/09/2023	HERMANUS BUILD IT (PTY) LTD	R 234,70	R 35,20	R 269,90	HARDWARE
510	133599	264653	06/09/2023	THE HIRE CENTRE ONRUSRVIER	R 217,39	R 32,61	R 250,00	DRILL REPAIRS
511	133106	264654	06/09/2023	HERMANUS BUILD IT (PTY) LTD	R 1 669,39	R 250,41	R 1 919,80	HARDWARE
512	133516	264655	06/09/2023	OVERBERG AGRIBEDRYWE (PTY) LTD	R 882,62	R 132,39	R 1 015,01	GEYSER ELEMENT
513	133454	264656	06/09/2023	OVERBERG AGRIBEDRYWE (PTY) LTD	R 1 498,26	R 224,74	R 1 723,00	CLOTHING
514	133091	264657	06/09/2023	MEMOTEK TRADING CC	R 11 235,00	R 1 685,25	R 12 920,25	HERBICIDE
515	133215	264658	06/09/2023	MEMOTEK TRADING CC	R 18 637,66	R 2 795,65	R 21 433,31	POLES
516	133565	264659	06/09/2023	HERMANUS BUILD IT (PTY) LTD	R 391,22	R 58,68	R 449,90	POLES
517	133566	264660	06/09/2023	BUILDERS TRADE DEPOT, BUILDERS WAR	R 1 343,91	R 201,59	R 1 545,50	BUILDING TOOLS
518	132440	264661	06/09/2023	WALKER BAY CONCRETE PRODUCTS	R 2 696,23	R 404,44	R 3 100,67	CONCRETE SLABS

#	REQ NR	ORDER NO	ORDER DATE	CREDITOR NAME	ORDER AMOUNT - EXCL. VAT	VAT AMOUNT	ORDER AMOUNT- VAT INCL.	DESCRIPTION OF THE ORDER
519	132843	264663	06/09/2023	CCS PLANT TOOL & TRAILER HIRE	R 3 038,26	R 455,74	R 3 494,00	HIRE OF CONCRETE MIXER
520	132917	264668	06/09/2023	NOLADA 8 (PTY) LTD	R 2 260,00	R 339,00	R 2 599,00	TOOL - GRINDER
521	133531	264669	06/09/2023	XL GLENWOOD TRAVEL AGENCY	R 12 418,42	R 1 862,76	R 14 281,18	ACCOMODATION, FLIGH & SHUTTLE
522	133567	264670	06/09/2023	XL GLENWOOD TRAVEL AGENCY	R 13 705,37	R 2 055,80	R 15 761,17	ACCOMODATION, FLIGH & SHUTTLE
523	133058	264671	06/09/2023	BUTTER FLOUR (PTY) LTD	R 4 826,09	R 723,91	R 5 550,00	CATERING
524	133198	264672	06/09/2023	BIDVEST WALTONS	R 23 785,01	R 3 567,75	R 27 352,76	OFFICE FURNITURE
525	132957	264673	06/09/2023	OFFICE FOR YOU (PTY) LTD	R 2 690,00	R 403,50	R 3 093,50	POWERBANK
526	132895	264674	06/09/2023	OFFICETECH	R 3 530,00	R 529,50	R 4 059,50	ELECTRICAL APPLIANCES
527	133185	264675	06/09/2023	NOLADA 8 (PTY) LTD	R 24 996,00	R 3 749,40	R 28 745,40	STORMWATER PIPE
528	133178	264676	06/09/2023	OFFICE FOR YOU (PTY) LTD	R 2 772,00	R 415,80	R 3 187,80	STATIONERY
529	132970	264679	06/09/2023	MEMOTEK TRADING CC	R 14 012,34	R 2 101,85	R 16 114,19	CLEANING ITEMS
530	133595	264682	06/09/2023	HERMANUS OFFICE NATIONAL	R 452,61	R 67,89	R 520,50	STATIONERY
531	133277	264683	06/09/2023	BIDVEST WALTONS	R 14 112,01	R 2 116,80	R 16 228,81	OFFICE FURNITURE
532	133579	264684	06/09/2023	ERIC BOOKER PROMOTIONS (PTY) LTD	R 1 682,35	R 252,35	R 1 934,70	HARDWARE
533	133483	264686	06/09/2023	XL GLENWOOD TRAVEL AGENCY	R 6 761,77	R 1 014,27	R 7 776,04	FLIGHTS
534	133132	264689	07/09/2023	BIG CHEST (PTY) LTD	R 9 500,00	R 1 425,00	R 10 925,00	LED HEADLAMP
535	133317	264690	07/09/2023	ERIC BOOKER PROMOTIONS (PTY) LTD	R 2 852,17	R 427,83	R 3 280,00	SIGNBOARD
536	133380	264691	07/09/2023	HERMANUS MIDAS	R 157,04	R 23,56	R 180,60	FLEET - SPARES
537	133683	264693	07/09/2023	HERMANUS MIDAS	R 1 435,40	R 215,31	R 1 650,71	FLEET - SPARES
538	133612	264694	07/09/2023	GARDINER N (THE BUSINESS ZONE)	R 1 980,00	-	R 1 980,00	BUILDING MAINTENANCE
539	132973	264695	07/09/2023	ACDC EXPRESS HERMANUS	R 494,90	R 74,24	R 569,14	ELECTRICAL ITEM
540	133439	264699	07/09/2023	NOLADA 8 (PTY) LTD	R 5 810,00	R 871,50	R 6 681,50	CHROME 3-SEATER CHAIR
541	133237	264700	07/09/2023	NOLADA 8 (PTY) LTD	R 1 962,00	R 294,30	R 2 256,30	PLUMBING ITEMS
542	133119	264701	07/09/2023	OFFICETECH	R 5 470,00	R 820,50	R 6 290,50	OFFICE FURNITURE
543	133546	264702	07/09/2023	KAAP AGRIMARK LIQUOR	R 621,90	R 93,28	R 715,18	SHIELD TYRE GLOSS
544	133622	264703	07/09/2023	HERMANUS HARDWARE	R 196,52	R 29,48	R 226,00	EPOXY GUN
545	133632	264704	07/09/2023	HERMANUS HARDWARE	R 1 705,22	R 255,78	R 1 961,00	HARDWARE
546	133687	264706	07/09/2023	LOUISA MOYENA	R 1 900,00	-	R 1 900,00	REPAIR WORK
547	133318	264708	07/09/2023	NOLADA 8 (PTY) LTD	R 3 843,00	R 576,45	R 4 419,45	TOOLS
548	133224	264709	07/09/2023	OFFICETECH	R 17 942,40	R 2 691,36	R 20 633,76	OFFICE FURNITURE

#	REQ NR	ORDER NO	ORDER DATE	CREDITOR NAME	ORDER AMOUNT - EXCL. VAT	VAT AMOUNT	ORDER AMOUNT- VAT INCL.	DESCRIPTION OF THE ORDER
549	133440	264711	08/09/2023	BIDVEST WALTONS	R 1 553,15	R 232,97	R 1 786,12	CLEANING ITEMS
550	133044	264712	08/09/2023	EPC CONSUMABLES	R 13 200,00	R 1 980,00	R 15 180,00	PLASTIC CHAIRS
551	133448	264713	08/09/2023	YMS MEDICAL SUPPLIES (PTY) LTD	R 11 041,37	R 1 656,20	R 12 697,57	MEDICAL ITEMS
552	133276	264714	08/09/2023	FREMTAC FIRE AND RESCUE CC	R 22 222,72	R 3 333,41	R 25 556,13	BLADES
553	133255	264715	08/09/2023	OK FOODS GANSBAAI	R 23 127,00	R 3 469,05	R 26 596,05	CLEANING ITEMS
554	133604	264716	08/09/2023	XL GLENWOOD TRAVEL AGENCY	R 20 026,92	R 3 004,04	R 23 030,96	FLIGHTS AND SHUTTLE
555	133582	264717	08/09/2023	DERELIZE PRINTING	R 15 695,65	R 2 354,35	R 18 050,00	GOLF SHIRTS
556	132134	264720	11/09/2023	PROLINEA OFFICE FURNITURE	R 4 716,00	R 707,40	R 5 423,40	BLINDS
557	133721	264721	11/09/2023	KLEINMOND BOUHANDEL	R 448,17	R 67,23	R 515,40	BATTERIES
558	133733	264722	11/09/2023	GANSBAAI BUILD IT (PTY) LTD	R 1 165,18	R 174,78	R 1 339,96	HARDWARE
559	133764	264723	11/09/2023	HERMANUS BUILD IT (PTY) LTD	R 1 608,65	R 241,30	R 1 849,95	PAINT
560	133260	264724	11/09/2023	LUMBER & LAWN	R 10 066,31	R 1 509,95	R 11 576,26	PRUNING SAW
561	133580	264725	11/09/2023	BUTTER FLOUR (PTY) LTD	R 14 900,00	-	R 14 900,00	CATERING
562	133605	264726	11/09/2023	ANTONIE PJ	R 2 000,00	-	R 2 000,00	PAINTING OF TAXI RANK
563	133661	264727	11/09/2023	GANSBAAI MIDAS	R 769,44	R 115,42	R 884,86	FLEET - SPARES
564	133746	264728	11/09/2023	ERIC BOOKER PROMOTIONS (PTY) LTD	R 873,04	R 130,96	R 1 004,00	STEEL TUBING
565	133714	264729	11/09/2023	RC SUPPLIERS	R 956,52	R 143,48	R 1 100,00	KITCHEN SUPPLIES
566	133719	264735	12/09/2023	HERMANUS MIDAS	R 767,40	R 115,11	R 882,51	FLEET - SPARES
567	133621	264736	12/09/2023	GEORGE LODGE INTERNATIONAL	R 1 513,04	R 226,96	R 1 740,00	ACCOMMODATION
568	132814	264739	12/09/2023	BUILDERS TRADE DEPOT, BUILDERS WAR	R 6 000,00	R 900,00	R 6 900,00	SHADE NET
569	133433	264740	12/09/2023	BOTRIVIER BOEREMARK	R 6 824,74	R 1 023,71	R 7 848,45	PAINT
570	133684	264741	12/09/2023	BIDVEST WALTONS	R 10 290,00	R 1 543,50	R 11 833,50	OFFICE FURNITURE
571	133749	264742	12/09/2023	AI KEYWORDS	R 977,39	R 146,61	R 1 124,00	ACCOMMODATION
572	133348	264750	13/09/2023	ACDC EXPRESS HERMANUS	R 11 583,00	R 1 737,45	R 13 320,45	LED HEADLAMP
573	133217	264751	13/09/2023	EPC CONSUMABLES	R 8 868,50	R 1 330,28	R 10 198,78	CLEANING ITEMS
574	133391	264752	13/09/2023	MEMOTEK TRADING CC	R 5 886,81	R 883,02	R 6 769,83	HARDWARE
575	133146	264753	13/09/2023	WAB PRINTMEDIA (PTY) LTD	R 1 400,00	R 210,00	R 1 610,00	DESIGN AND PRINT OF T CARD
576	133117	264754	13/09/2023	WAB PRINTMEDIA (PTY) LTD	R 7 500,00	R 1 125,00	R 8 625,00	STATIONERY
577	133795	264755	13/09/2023	GANSBAAI BUILD IT (PTY) LTD	R 486,94	R 73,04	R 559,98	PAINT
578	133450	264756	13/09/2023	OFFICETECH	R 7 650,00	R 1 147,50	R 8 797,50	OFFICE FURNITURE

#	REQ NR	ORDER NO	ORDER DATE	CREDITOR NAME	ORDER AMOUNT - EXCL. VAT	VAT AMOUNT	ORDER AMOUNT- VAT INCL.	DESCRIPTION OF THE ORDER
579	133447	264757	13/09/2023	LINDA JACOBS PROMOTIONS	R 6 696,15	R 1 004,42	R 7 700,57	CLOTHING
580	133549	264758	13/09/2023	MEMOTEK TRADING CC	R 3 357,60	R 503,64	R 3 861,24	SEALANT
581	133552	264759	13/09/2023	TOP FIKS SUPPLIERS	R 1 300,00	R 195,00	R 1 495,00	STEEL HYDRANT KEY AND BAR
582	133553	264760	13/09/2023	NOLADA 8 (PTY) LTD	R 4 010,00	R 601,50	R 4 611,50	TRAFFIC CONE
583	133633	264761	13/09/2023	POWERCOMM SOLUTIONS (PTY) LTD	R 22 198,00	R 3 329,70	R 25 527,70	ELECTRICAL METRES
584	133755	264762	13/09/2023	GARDEN COURT NELSON MANDELA BOU	R 2 966,96	R 445,04	R 3 412,00	ACCOMODATION
585	133765	264764	13/09/2023	GANSBAAI MIDAS	R 1 336,97	R 200,55	R 1 537,52	FLEET -SPARES
586	133791	264765	13/09/2023	KAAP AGRIMARK LIQUOR	R 1 517,28	R 227,59	R 1 744,87	TOOLS
587	133792	264766	13/09/2023	HERMANUS BUILD IT (PTY) LTD	R 382,52	R 57,38	R 439,90	HARDWARE
588	133779	264767	14/09/2023	XL GLENWOOD TRAVEL AGENCY	R 4 420,89	R 663,13	R 5 084,02	FLIGHTS
589	133410	264768	14/09/2023	BUTTER FLOUR (PTY) LTD	R 6 950,00	R -	R 6 950,00	CATERING
590	133573	264770	14/09/2023	HERMANUS OFFICE NATIONAL	R 969,13	R 145,37	R 1 114,50	STATIONERY & ELECTRICAL ITEMS
591	133259	264771	14/09/2023	VUYANI ELECTRICAL SUPPLIES CC	R 2 417,00	R 362,55	R 2 779,55	ELECTRICAL ITEMS
592	133310	264772	14/09/2023	BUILDERS TRADE DEPOT, BUILDERS WAR	R 10 203,22	R 1 530,48	R 11 733,70	GEYSER
593	133309	264773	14/09/2023	RC SUPPLIERS	R 2 131,70	R 319,75	R 2 451,45	STATIONERY
594	133427	264774	14/09/2023	HS METALWORKS	R 3 210,00	R -	R 3 210,00	BUGLAR BAR
595	133390	264775	14/09/2023	WILSTAN SERVICES (PTY) LTD	R 5 460,00	R 819,00	R 6 279,00	LOCAL GOVERNMENT LEGISLATION BOOKS
596	133815	264776	14/09/2023	HERMANUS MIDAS	R 1 377,62	R 206,64	R 1 584,26	FLEET SPARES
597	133817	264777	14/09/2023	HERMANUS MIDAS	R 1 685,28	R 252,79	R 1 938,07	FLEET SPARES
598	133357	264780	14/09/2023	NOLADA 8 (PTY) LTD	R 12 120,00	R 1 818,00	R 13 938,00	HARDWARE
599	133304	264781	14/09/2023	UNIVERSAL TRADING	R 15 600,00	R 2 340,00	R 17 940,00	MANHOLE COVER AND FRAMES
600	133547	264782	14/09/2023	RC SUPPLIERS	R 234,78	R 35,22	R 270,00	MINERAL STONES FOR WATER DISPENSER
601	133763	264784	14/09/2023	HERMANUS OFFICE NATIONAL	R 1 586,27	R 237,94	R 1 824,21	STATIONERY
602	132932	264786	14/09/2023	GENESIS K9 GROUP (PTY) LTD	R 25 799,71	R 3 869,96	R 29 669,67	K9 TRAINING ACCESSORIES
603	133800	264790	14/09/2023	COASTLANDS UMHLANGA HOTEL	R 4 434,78	R 665,22	R 5 100,00	ACCOMODATION
604	132066	264791	14/09/2023	MEMOTEK TRADING CC	R 25 304,35	R 3 795,65	R 29 100,00	ALUMINIUM DOORS WITH FRAMES
605	133771	264792	14/09/2023	GANSBAAI PRECAST	R 695,65	R 104,35	R 800,00	REPAIR WORK
606	133786	264793	14/09/2023	HERMANUS OFFICE NATIONAL	R 745,14	R -	R 745,14	REFRESHMENTS
607	133864	264795	14/09/2023	BUTTER FLOUR (PTY) LTD	R 2 000,00	R -	R 2 000,00	CATERING
608	133794	264796	14/09/2023	EAGLE SECURITY SYSTEMS WESTERN CA	R 850,00	R -	R 850,00	TRANSFORMER WITH LIGHTNING PROTECTION

#	REQ NR	ORDER NO	ORDER DATE	CREDITOR NAME	ORDER AMOUNT - EXCL. VAT	VAT AMOUNT	ORDER AMOUNT- VAT INCL.	DESCRIPTION OF THE ORDER
609	133203	264797	14/09/2023	BOTRIVIER BOEREMARK	R 1 916,61	R 287,49	R 2 204,10	HARDWARE
610	132092	264798	14/09/2023	NOLADA 8 (PTY) LTD	R 3 508,00	R 526,20	R 4 034,20	SOLAR LIGHTS
611	133077	264801	14/09/2023	XL GLENWOOD TRAVEL AGENCY	R 13 530,04	R -	R 13 530,04	FLIGHTS
612	133584	264802	14/09/2023	GANSBAAI BUILD IT (PTY) LTD	R 1 312,92	R 196,94	R 1 509,86	HARDWARE
613	133554	264803	14/09/2023	XL GLENWOOD TRAVEL AGENCY	R 17 647,88	R 2 647,18	R 20 295,06	FLIGHTS
614	133303	264804	14/09/2023	BOTRIVIER BOEREMARK	R 2 550,00	R 382,50	R 2 932,50	SHADE NET
615	133866	264806	15/09/2023	KAAP AGRIMARK LIQUOR	R 1 356,52	R 203,48	R 1 560,00	CLOTHING
616	133725	264807	15/09/2023	BOLT AND ENGINEERING DISTRIBUTORS	R 1 279,95	R 191,99	R 1 471,94	SAFETY BOOTS
617	133207	264808	15/09/2023	BUILDERS TRADE DEPOT, BUILDERS WAR	R 7 160,00	R 1 074,00	R 8 234,00	CHLORINE
618	132583	264809	15/09/2023	HENDRICKS M	R 13 600,00	R -	R 13 600,00	LABOUR - REPAIR WORK
619	133301	264810	15/09/2023	NOLADA 8 (PTY) LTD	R 4 704,00	R 705,60	R 5 409,60	HARDWARE
620	133172	264811	15/09/2023	CCS PLANT TOOL & TRAILER HIRE	R 3 782,61	R 567,39	R 4 350,00	HIRE OF BRUSH CUTTERS
621	133883	264812	15/09/2023	HERMANUS BUILD IT (PTY) LTD	R 1 695,57	R 254,33	R 1 949,90	PAINT
622	133843	264813	15/09/2023	HOEDIJESBAAI HOTEL	R 3 704,61	R 555,69	R 4 260,30	ACCOMMODATION
623	133679	264815	15/09/2023	HOEDIJESBAAI HOTEL	R 1 891,83	R 283,77	R 2 175,60	ACCOMMODATION
624	133442	264818	15/09/2023	LES ENGRAVERS	R 1 980,00	R -	R 1 980,00	NAME TAGS
625	133826	264819	15/09/2023	LES ENGRAVERS	R 640,00	R -	R 640,00	NAME TAGS
626	133287	264820	15/09/2023	BUILDERS TRADE DEPOT, BUILDERS WAR	R 9 042,83	R 1 356,42	R 10 399,25	HAND TOOLS
627	133861	264823	15/09/2023	HERMANUS MIDAS	R 228,80	R 34,32	R 263,12	FLEET - SPARES
628	133855	264824	15/09/2023	KLEINMOND BUILD IT	R 1 008,69	R 151,30	R 1 159,99	ALUMINIUM WINDOWS
629	133827	264825	15/09/2023	ANTONIE PJ	R 2 000,00	R -	R 2 000,00	PAINTING OLD HABOUR
630	133845	264826	15/09/2023	HERMANUS OFFICE NATIONAL	R 777,30	R 116,60	R 893,90	BATTERIES
631	133265	264827	15/09/2023	PRECISION METERS (PTY) LTD	R 25 000,00	R 3 750,00	R 28 750,00	TESTING OF WATER METERS
632	133884	264828	15/09/2023	BIDVEST WALTONS	R 25 780,00	R 3 867,00	R 29 647,00	COPY PAPER
633	133412	264829	15/09/2023	RC SUPPLIERS	R 4 323,91	R 648,59	R 4 972,50	STATIONERY
634	133768	264832	15/09/2023	AMOROC DOORS	R 1 130,43	R 169,57	R 1 300,00	CALL OUT FEE
635	132873	264839	18/09/2023	ALTRON NEXUS (PTY) LTD	R 23 175,07	R 3 476,26	R 26 651,33	RADIO SPARES
636	133863	264844	18/09/2023	VEES CLEANING SOLUTIONS (PTY) LTD	R 1 950,00	R -	R 1 950,00	LABOUR - REPAIR WORK
637	133367	264845	18/09/2023	DERELIZE PRINTING	R 3 950,00	R -	R 3 950,00	VEHICLE LOG BOOKS
638	133338	264846	18/09/2023	BOTRIVIER BOEREMARK	R 4 075,48	R 611,32	R 4 686,80	HARDWARE

#	REQ NR	ORDER NO	ORDER DATE	CREDITOR NAME	ORDER AMOUNT - EXCL. VAT	VAT AMOUNT	ORDER AMOUNT - VAT INCL.	DESCRIPTION OF THE ORDER
639	133498	264847	18/09/2023	KAAP AGRIMARK LIQUOR	R 6 864,50	R 1 029,68	R 7 894,18	IRRIGATION SPARES
640	133081	264848	18/09/2023	VEES CLEANING SOLUTIONS (PTY) LTD	R 5 000,00	R -	R 5 000,00	LABOUR - REPAIR WORK
641	133372	264849	18/09/2023	BUCO HERMANUS	R 4 805,79	R 720,87	R 5 526,66	TOOLS
642	133910	264850	18/09/2023	KAAP AGRIMARK LIQUOR	R 1 560,00	R 234,00	R 1 794,00	CLOTHING
643	133886	264851	18/09/2023	KAAP AGRIMARK LIQUOR	R 1 735,65	R 260,35	R 1 996,00	CLOTHING
644	133561	264852	18/09/2023	GANSBAAI BUILD IT (PTY) LTD	R 1 572,94	R 235,94	R 1 808,88	HARDWARE
645	133796	264853	18/09/2023	THE COLOUR BOX CC	R 1 472,61	R 220,89	R 1 693,50	PAINT
646	132967	264854	18/09/2023	BARGAIN BOOKS	R 780,26	R 117,04	R 897,30	LIBRARY BOOKS
647	133618	264855	18/09/2023	BARGAIN BOOKS	R 1 553,48	R 233,02	R 1 786,50	LIBRARY BOOKS
648	133880	264858	18/09/2023	GANSBAAI MIDAS	R 1 156,88	R 173,53	R 1 330,41	FLEET - SPARES
649	133396	264859	18/09/2023	MEMOTEK TRADING CC	R 20 917,94	R 3 137,69	R 24 055,63	INTERLOCKING TILES
650	133868	264860	18/09/2023	GANSBAAI BUILD IT (PTY) LTD	R 1 396,17	R 209,43	R 1 605,60	HARDWARE
651	133624	264861	18/09/2023	INDALO YETHU CONSTRUCTION	R 20 000,00	R -	R 20 000,00	GARDENING SERVICES
652	133653	264862	18/09/2023	NOLADA 8 (PTY) LTD	R 2 810,00	R 421,50	R 3 231,50	TOILET PAPER DISPENSER
653	133650	264863	18/09/2023	MEMOTEK TRADING CC	R 14 080,00	R 2 112,00	R 16 192,00	SHUTTERPLY
654	133607	264864	18/09/2023	NUWAY ENTERPRISES	R 17 337,00	R 2 600,55	R 19 937,55	STREET SIGNS
655	133860	264865	18/09/2023	HERMANUS OFFICE NATIONAL	R 504,26	R 75,64	R 579,90	STATIONERY
656	133902	264866	18/09/2023	GANSBAAI MIDAS	R 1 086,94	R 163,04	R 1 249,98	FLEET - SPARES
657	133856	264867	18/09/2023	PLUMBINK SA (PTY) LTD	R 521,73	R 78,26	R 599,99	PLUMBING ITEMS
658	133832	264868	18/09/2023	LYNLEC SERVICES (PTY) LTD	R 375,00	R -	R 375,00	CALL OUT FEE
659	132817	264871	18/09/2023	MAGATYENI CLEANING SERVICES	R 2 500,00	R -	R 2 500,00	LABOUR - REPAIR WORK
660	133789	264872	18/09/2023	HERMANUS HARDWARE	R 669,57	R 100,43	R 770,00	TOOLBOX & STORAGE
661	133890	264873	18/09/2023	OVERBERG AGRIBEDRYWE (PTY) LTD	R 507,16	R 76,07	R 583,23	WET FLOOR SIGN
662	133852	264874	18/09/2023	CCS PLANT TOOL & TRAILER HIRE	R 946,96	R 142,04	R 1 089,00	TOOL REPAIR
663	133470	264875	18/09/2023	RC SUPPLIERS	R 3 404,00	R 510,60	R 3 914,60	STATIONERY
664	133740	264876	18/09/2023	AMOROC DOORS	R 391,30	R 58,70	R 450,00	CALL OUT FEE
665	133529	264883	19/09/2023	BIG CHEST (PTY) LTD	R 5 401,19	R 810,18	R 6 211,37	REFRESHMENTS
666	133951	264884	19/09/2023	FLO-RITE IRRIGATION CC	R 614,43	R 92,17	R 706,60	PLUMBING ITEMS
667	133686	264885	19/09/2023	ACDC EXPRESS HERMANUS	R 242,66	R 36,40	R 279,06	ELECTRICAL ITEM
668	133502	264886	19/09/2023	HERMANUS MOWER CENTRE	R 5 782,24	R 867,34	R 6 649,58	MOWER SPARES

#	REQ NR	ORDER NO	ORDER DATE	CREDITOR NAME	ORDER AMOUNT - EXCL. VAT	VAT AMOUNT	ORDER AMOUNT- VAT INCL.	DESCRIPTION OF THE ORDER
669	132991	264888	19/09/2023	INDALO YETHU CONSTRUCTION	R 7 920,00	R -	R 7 920,00	GARDENING SERVICES
670	133787	264896	20/09/2023	AMOROC DOORS	R 1 713,04	R 256,96	R 1 970,00	SERVICE OF GARAGE DOOR
671	133736	264897	20/09/2023	HERMANUS MOWER CENTRE	R 1 735,35	R 260,30	R 1 995,65	LAWNMOWER SPARES
672	133875	264898	20/09/2023	RIBBENS OFFICE SOLUTIONS	R 1 504,80	R 225,72	R 1 730,52	LAPTOP BRIEFCASE AND MOUSE
673	133192	264899	20/09/2023	PPF HERMANUS	R 1 704,83	R 255,73	R 1 960,56	TOILET PAPER HOLDER
674	133748	264901	20/09/2023	BASSON WERKSDRAG WORKWEAR	R 1 739,13	R 260,87	R 2 000,00	CLOTHING
675	133963	264902	20/09/2023	BUCO HERMANUS	R 1 455,65	R 218,35	R 1 674,00	ELECTRICAL WIRES
676	133711	264903	20/09/2023	KAAP AGRI AGRIMARK LIQUOR	R 1 662,50	R 249,38	R 1 911,88	POLYPROPYLENE
677	133837	264904	20/09/2023	HOMEMADE FOODS	R 15 960,00	R -	R 15 960,00	CATERING
678	133452	264905	20/09/2023	NOLADA 8 (PTY) LTD	R 1 550,00	R 232,50	R 1 782,50	OFFICE FURNITURE
679	133550	264906	20/09/2023	BREERIVIER TRAINING DEVELOPMENT	R 9 360,00	R 1 404,00	R 10 764,00	GRADER TRAINING
680	133838	264907	20/09/2023	YAFATA PROJECTS (PTY) LTD	R 5 700,00	R -	R 5 700,00	HIRE OF SOUND SYSTEM
681	133983	264908	20/09/2023	COMMON SENSE BUILDERS (PTY) LTD	R 1 900,00	R -	R 1 900,00	LABOUR - REPAIR WORK
682	133901	264909	21/09/2023	GANSBAAI BUILD IT (PTY) LTD	R 478,78	R 71,82	R 550,60	HARDWARE
683	134007	264911	21/09/2023	PPF HERMANUS	R 976,20	R 146,43	R 1 122,63	PLUMBING ITEMS
684	133972	264914	21/09/2023	JF PAINT KAAP (PTY) LTD	R 1 433,59	R 215,04	R 1 648,63	PAINT
685	133976	264915	21/09/2023	BOLT AND ENGINEERING DISTRIBUTORS	R 1 729,00	R 259,35	R 1 988,35	FLEET - SPARES
686	133979	264916	21/09/2023	HERMANUS MIDAS	R 283,16	R 42,47	R 325,63	FLEET - MAT
687	133989	264917	21/09/2023	HERMANUS OFFICE NATIONAL	R 1 187,83	R 178,17	R 1 366,00	REFRESHMENTS
688	133790	264918	21/09/2023	METWIN PROJECTS (PTY) LTD	R 1 900,00	R -	R 1 900,00	LABOUR - REPAIR WORK
689	132907	264919	21/09/2023	K2021334618 (SOUTH AFRICA)	R 15 320,00	R -	R 15 320,00	LABOUR - REPAIR WORK
690	132992	264920	21/09/2023	INDALO YETHU CONSTRUCTION	R 6 210,00	R -	R 6 210,00	GARDENING SERVICES
691	132974	264921	21/09/2023	OFFICE FOR YOU (PTY) LTD	R 1 286,80	R 193,02	R 1 479,82	STATIONERY
692	132919	264922	21/09/2023	NOLADA 8 (PTY) LTD	R 14 200,00	R 2 130,00	R 16 330,00	WATER TANK
693	133507	264923	21/09/2023	NUWAY ENTERPRISES	R 5 626,00	R 843,90	R 6 469,90	STREET SIGNS
694	133913	264924	21/09/2023	ERIC BOOKER PROMOTIONS (PTY) LTD	R 260,87	R 39,13	R 300,00	APPLY SIGNAGE TO PEXI GLASS
695	133909	264925	21/09/2023	VEES CLEANING SOLUTIONS (PTY) LTD	R 1 950,00	R -	R 1 950,00	LABOUR - REPAIR WORK
696	133922	264926	21/09/2023	HERMANUS BUILD IT (PTY) LTD	R 1 739,04	R 260,86	R 1 999,90	HARDWARE
697	133931	264927	21/09/2023	HERMANUS MIDAS	R 369,60	R 55,44	R 425,04	BATTERIES
698	134019	264928	21/09/2023	GILBERT'S CATERING	R 1 990,00	R -	R 1 990,00	CATERING

#	REQ NR	ORDER NO	ORDER DATE	CREDITOR NAME	ORDER AMOUNT - EXCL. VAT	VAT AMOUNT	ORDER AMOUNT- VAT INCL.	DESCRIPTION OF THE ORDER
699	133656	264929	22/09/2023	CORE CATERING HERMANUS	R 5 849,30	R 877,40	R 6 726,70	CUTLERY
700	133896	264930	22/09/2023	MY DESIGN	R 565,22	R 84,78	R 650,00	OUTDOOR VINYL WITH UV LAMINATE
701	133897	264931	22/09/2023	HERMANUS HARDWARE	R 885,22	R 132,78	R 1 018,00	HARDWARE
702	133824	264932	22/09/2023	PPF HERMANUS	R 367,04	R 55,06	R 422,10	PLUMBING ITEMS
703	133936	264933	22/09/2023	FLO SPECIALIZED PRODUCT S	R 1 700,00	R 255,00	R 1 955,00	GLOVES
704	133954	264935	22/09/2023	PROTEA HOTEL FIRE AND ICE	R 1 463,63	R 219,54	R 1 683,17	ACCOMMODATION
705	134035	264936	22/09/2023	HERMANUS BUILD IT (PTY) LTD	R 913,02	R 136,95	R 1 049,97	HARDWARE
706	133964	264938	22/09/2023	HERMANUS OFFICE NATIONAL	R 1 052,31	R 157,85	R 1 210,16	STATIONERY
707	133981	264939	22/09/2023	WHALE PRINTING CC	R 1 545,00	R 231,75	R 1 776,75	WHALE CRIER BOARDS
708	133977	264940	22/09/2023	PROTEA HOTEL FIRE AND ICE	R 5 854,50	R 878,18	R 6 732,68	ACCOMMODATION
709	133904	264941	22/09/2023	MCINIANA TOURS	R 5 739,13	R 860,87	R 6 600,00	TRANSPORT
710	133560	264942	22/09/2023	RIBBENS OFFICE SOLUTIONS	R 1 900,00	R 285,00	R 2 185,00	OFFICE FURNITURE
711	134043	264943	26/09/2023	HERMANUS BUILD IT (PTY) LTD	R 869,48	R 130,42	R 999,90	HARDWARE
712	133480	264945	27/09/2023	BIDVEST WALTONS	R 8 400,00	R 1 260,00	R 9 660,00	OFFICE FURNITURE
713	134053	264948	27/09/2023	XL GLENWOOD TRAVEL AGENCY	R 1 147,83	R 172,17	R 1 320,00	SHUTTLE SERVICE
714	133386	264950	27/09/2023	AFRIMAT AGGREGATES OPERATIONS	R 3 192,00	R 478,80	R 3 670,80	CONCRETE STONE
715	133320	264951	27/09/2023	BUILDERS TRADE DEPOT, BUILDERS WAR	R 5 200,00	R 780,00	R 5 980,00	PLASTIC TOILET CISTERNS
716	134027	264952	27/09/2023	HERMANUS OFFICE NATIONAL	R 886,87	R 133,03	R 1 019,90	HEADPHONES
717	134025	264953	27/09/2023	HERMANUS MIDAS	R 74,52	R 11,18	R 85,70	FLEET - SPARES
718	133869	264956	27/09/2023	PLUMBLINK SA (PTY) LTD	R 10 493,80	R 1 574,07	R 12 067,87	PLUMBING ITEMS
719	133847	264957	27/09/2023	OFFICE FOR YOU (PTY) LTD	R 3 202,00	R 480,30	R 3 682,30	STATIONERY
720	133563	264958	27/09/2023	BOTRIVIER BOEREMARK	R 4 543,00	R 681,45	R 5 224,45	HARDWARE
721	133937	264959	27/09/2023	CUSTOM DEN (PTY) LTD	R 2 000,00	-	R 2 000,00	LABOUR - REPAIR WORK
722	134024	264960	27/09/2023	GLASFIT HERMANUS	R 121,74	R 18,26	R 140,00	SIDE VIEW MIRROR
723	133645	264961	27/09/2023	OFFICE FOR YOU (PTY) LTD	R 14 716,40	R 2 207,46	R 16 923,86	STATIONERY
724	133640	264962	27/09/2023	BOTRIVIER BOEREMARK	R 17 658,00	R 2 648,70	R 20 306,70	GRASS SEED
725	133879	264966	27/09/2023	FLO SPECIALIZED PRODUCT SOLUTION	R 20 610,00	R 3 091,50	R 23 701,50	ELECTRICAL ITEMS
726	133818	264967	27/09/2023	GANSBAAI BUILD IT (PTY) LTD	R 2 336,43	R 350,47	R 2 686,90	TOOLS
727	134061	264968	27/09/2023	KAAP AGRIMARK LIQUOR	R 18 625,00	R 2 793,75	R 21 418,75	SAND BAGS
728	132858	264969	28/09/2023	YELLOW MANGO TRADING CC	R 3 204,34	R 480,65	R 3 684,99	PACKAGING MATERIAL

#	REQ NR	ORDER NO	ORDER DATE	CREDITOR NAME	ORDER AMOUNT - EXCL. VAT	VAT AMOUNT	ORDER AMOUNT- VAT INCL.	DESCRIPTION OF THE ORDER
729	133479	264970	28/09/2023	LUMBER & LAWN	R 20 360,22	R 3 054,03	R 23 414,25	LAWN MOWER SPARES
730	133484	264971	28/09/2023	CITY LODGE HOTELS	R 8 160,00	-	R 8 160,00	ACCOMODATION
731	134063	264972	28/09/2023	WHALE COAST FM	R 2 000,00	-	R 2 000,00	RADIO INTERVIEW
732	133691	264973	28/09/2023	CARBON SENSE CC	R 12 600,00	R 1 890,00	R 14 490,00	SAFETY HARNESS
733	133769	264974	28/09/2023	BOTRIVIER BOEREMARK	R 12 049,48	R 1 807,42	R 13 856,90	GAS AND HERBICIDE
734	133343	264976	28/09/2023	BOTRIVIER BOEREMARK	R 2 405,88	R 360,88	R 2 766,76	GARDEN FENCE
735	133417	264977	28/09/2023	KAAP AGRIMARK LIQUOR	R 2 752,50	R 412,88	R 3 165,38	WHEELBARROW
736	133871	264978	28/09/2023	NOLADA 8 (PTY) LTD	R 5 410,00	R 811,50	R 6 221,50	TOOLS
737	133466	264979	28/09/2023	TOP FIKS SUPPLIERS	R 3 042,00	R 456,30	R 3 498,30	MANHOLE COVER AND FRAMES
738	133089	264980	28/09/2023	OFFICE FOR YOU (PTY) LTD	R 16 620,50	R 2 493,08	R 19 113,58	STATIONERY
739	134088	264985	28/09/2023	FLO-RITE IRRIGATION CC	R 699,83	R 104,97	R 804,80	PLUMBING ITEMS
740	133164	264987	29/09/2023	ANTON'S CONCRETE AND STEEL (PTY) LT	R 1 500,00	-	R 1 500,00	LABOUR - REPAIR WORK
741	133666	264988	29/09/2023	RIGTECH SERVICES	R 4 500,00	R 675,00	R 5 175,00	MOVEMENT OF CONTAINERS
742	133899	264990	29/09/2023	NOLADA 8 (PTY) LTD	R 3 813,00	R 571,95	R 4 384,95	HARDWARE
743	133515	264991	29/09/2023	PROLINEA OFFICE FURNITURE	R 17 717,91	R 2 657,69	R 20 375,60	BLINDS
744	133999	264999	29/09/2023	GILBERT'S CATERING	R 3 040,00	-	R 3 040,00	REFRESHMENTS
745	132808	265000	29/09/2023	GANSBAAI BUILD IT (PTY) LTD	R 11 303,39	R 1 695,51	R 12 998,90	HARDWARE
746	132969	265002	29/09/2023	BOTRIVIER BOEREMARK	R 12 720,00	R 1 908,00	R 14 628,00	GENERATOR
747	133857	265003	29/09/2023	ACDC EXPRESS HERMANUS	R 12 130,50	R 1 819,58	R 13 950,08	SELF FUSING RUBBER TAPE
748	133743	265004	29/09/2023	NAMAKWA ENTERPRISE COURIERS (PTY)	R 6 500,00	-	R 6 500,00	CLEARVUE GLASS

TOTALS

748

R 3 534 912,83 R 452 780,61 R 3 987 693,44



SUPPLY CHAIN MANAGEMENT REPORT IN TERMS OF PARAGRAPH 6(3) OF THE SCM POLICY

DEVIATIONS APPROVED IN TERMS OF PARAGRAPH 36(1)(a) OF THE SCM POLICY - OVERSTRAND MUNICIPALITY - 01 JULY 2023 TO 30 SEPTEMBER 2023: QUARTER 1

#	Request/ SCD #	Supplier	Date	Deviation in terms of Paragraph	Amount Operational	Amount Capital	VAT @ 15%	Value of the Deviation	Comments / Line description
1	SCD3492/2022	Nashua Hydracode (Pty) Ltd t/a Nashua Breeds Vlei	25-Jul-23	36(1)(a)(v)	R 48 645,00	R -	R 7 296,75	R 55 941,75	Repair/Maintenance of Nashua MPW2401 Wide Format Plan Printer at Hermanus Building Department - S/N: W111080066
2	SCD3495/2022	HWS Holdings CC	10-Jul-23	36(1)(a)(i)	R 144 611,83	R -	R 21 691,77	R 166 303,60	Baboon Management Programme - OM Welfare
3	SCD3496/2022	Ducharne Consulting (Pty) Ltd	03-Jul-23	36(1)(a)(v)	R 35 000,00	R -	R 5 250,00	R 40 250,00	Renewal of the Annual Moveable Asset Verification Application Licence Fee for the Period 01 July 2023 to 30 June 2024
4	SCD3499/2023	Commerce Edge South Africa (Pty) Ltd	16-Jul-23	36(1)(a)(v)	R 14 500,00	R -	R 2 175,00	R 16 675,00	Western Cape Procurement Conference 2023: Attendees - Mr S Madikane & Mr C Le Roux
5	SCD3500/2023	Adapt IT (Pty) Ltd	18-Jul-23	36(1)(a)(v)	R 83 079,16	R -	R 12 461,87	R 95 541,03	CaseWare Licence Renewal
6	SCD3501/2023	HWS Ops (Pty) Ltd	20-Jul-23	36(1)(a)(v)	R 13 400 000,00	R -	R 2 010 000,00	R 15 410 000,00	Baboon Management Programme
7	SCD3502/2023	Fairbridges Wertheim Becker Attorneys t/a Fairbridge Ardenne & Lawton Inc	18-Jul-23	36(1)(a)(v)	R 494 782,61	R -	R 65 217,39	R 500 000,00	Appointment of Attorneys - Legal Services Consultation/Matters
8	SCD3503/2023	Cingen Trading CC t/a Fulcrum Technologies	16-Jul-23	36(1)(a)(v)	R 14 675,00	R -	R 2 201,25	R 16 876,25	Calibration and Service of Equipment of Vehicle Roadworthy Test Station, Hermanus Traffic Department
9	SCD3505/2023	PayDay Software Systems (Pty) Ltd	18-Jul-23	36(1)(a)(v)	R 11 822,61	R -	R 1 773,39	R 13 596,00	2023 Payroll Seminar and Biannual e@syFile Preparation
10	SCD3506/2023	IMESA - Institute of Municipal Engineering of Southern Africa	17-Aug-23	36(1)(a)(v)	R 19 739,13	R -	R 2 960,87	R 22 700,00	2023 IMESA Conference
11	SCD3507/2023	JUNO CORP (Pty) Ltd	17-Aug-23	36(1)(a)(i)	R 884,33	R -	R 132,65	R 1 016,98	Cleaning of Stormwater Blockage
12	SCD3508/2023	Jaqueline Conference and Event Planners CC	15-Aug-23	36(1)(a)(v)	R 60 894,26	R -	R 9 134,14	R 70 028,40	Attendance of Fire Management Symposium
13	SCD3509/2023	The Wildlife and Environment Society of South Africa (WESSA)	25-Aug-23	36(1)(a)(v)	R 128 043,48	R -	R 19 206,52	R 147 250,00	WESSA Blue Flag Beaches
14	SCD3510/2023	Enlywork 282 (Pty) Ltd	17-Aug-23	36(1)(a)(i)	R 365 217,39	R -	R 54 782,61	R 420 000,00	Postage for Framing Machine
15	SCD3513/2023	CT LAB (Pty) Ltd	24-Aug-23	36(1)(a)(i)	R 260 869,57	R -	R 39 130,43	R 300 000,00	Supply of annually licensed Web-based Power Quality Monitoring System and maintenance of related instruments
16	SCD3514/2023	Aim and Fire (Pty) Ltd	23-Aug-23	36(1)(a)(i)	R 72 608,70	R -	R 10 891,30	R 83 500,00	Procurement of Ammunition
17	SCD3516/2023	Library and Information Association of South Africa (LIASA)	28-Aug-23	36(1)(a)(v)	R 4 608,70	R -	R 691,30	R 5 300,00	2023 LIASA Annual Conference (Libraries)
18	SCD3519/2023	Institute of Environment and Recreation Management (IERM)	01-Sep-23	36(1)(a)(v)	R 8 000,00	R -	R -	R 8 000,00	IERM Convention 13 - 15 September 2023
19	SCD3519/2023	Environmental Safety Systems CC	22-Sep-23	36(1)(a)(v)	R 73 875,91	R -	R 11 081,09	R 84 955,00	Calibrate and Repair of BW Gas Alert Monitors
20	SCD3520/2023	Institute of Traffic, Licensing & Metro Police Officer of South Africa (ITLMPOSA)	26-Sep-23	36(1)(a)(v)	R 5 100,00	R -	R -	R 5 100,00	5th Conference and Annual General Meeting/Institute of Traffic, Licensing Metro Police Officers of SA (ITLMPOSA)

TOTAL	20	R	15 186 955,66	R	-	R	2 276 078,35	R	17 463 034,01
--------------	-----------	----------	----------------------	----------	----------	----------	---------------------	----------	----------------------



SUPPLY CHAIN MANAGEMENT

APPEALS / COMPLAINTS /DISPUTES /QUERIES REGISTER - 01 JULY 2023 TO 30 SEPTEMBER 2023: QUARTER 1

#	Tender No.	Date Advert closed	Evaluation Date	Adjudication Date	Description	Awarded to	Complainant	Appeal / Complaint / Dispute / Query	Reason for Appeal / Complaint / Dispute	Date received	Where in process	Date of Outcome	Outcome
1	SC2377/2023	01-Mar-23	29-May-23	02-Jun-23	Supply & Delivery of Grid Tied Hybrid Inverter and Battery System	Loco Electrical Wholesalers (Pty) Ltd	Renewable Energy (Pty) Ltd	Query	Reason for being unsuccessful.	05-Jun-23	Finalised	03-Jul-23	Resolved - Reasons were provided to bidder.
2	SC2377/2023	01-Mar-23	29-May-23	02-Jun-23	Supply & Delivery of Grid Tied Hybrid Inverter and Battery System	Loco Electrical Wholesalers (Pty) Ltd	SKAN Building Maintenance CC	Query	Reason for being unsuccessful.	05-Jun-23	Finalised	03-Jul-23	Resolved - Reasons were provided to bidder.
3	SC2377/2023	01-Mar-23	29-May-23	02-Jun-23	Supply & Delivery of Grid Tied Hybrid Inverter and Battery System	Loco Electrical Wholesalers (Pty) Ltd	Greenro Solutions (Pty) Ltd	Query	Reason for being unsuccessful.	26-Jun-23	Finalised	03-Jul-23	Resolved - Reasons were provided to bidder.
4	SC2311/2022	29-Jul-22	22-Jun-23	27-Jun-23	Provision of Cleaning Services for the Kleinmond Area for a Contract Period ending 30 June 2025	Cancelled	Matthew Hendricks	Query	Reason for tender being cancelled.	29-Jun-23	Finalised	03-Jul-23	Resolved - Reasons were provided to bidder.
5	SC2345/2022	27-Jan-23	18-Jul-23	21-Jul-23	Sale of a portion of Erf 4833 Hermanus (H11,59HA in extent) for a Residential Development	Raubex Building (Pty) Ltd	Att-Rab JV	Query	Reason for being unsuccessful.	25-Jul-23	Finalised	26-Jul-23	Resolved - Reasons were provided to bidder.
6	SC2341/2022	02-Dec-22	13-Apr-23	26-Apr-23	Lease, Operation, Management and Maintenance of 86 Existing Illuminated Street Signs with Additional Approved Sites on Various Portions of Municipal Properties for a Contract Period of 9 (Nine) Years and 11 (Eleven) Months	Primedia Outdoor, a division of Primedia (Pty) Ltd	Adreach (Pty) Ltd	Appeal	Bidder claimed that they meet the eligibility criteria (proof of financial ability) and that their rights were affected	05-May-23	In Process - SCM preparing appeal documentation to submit to the appeal authority	In Process	In Process
7	SC2296/2023	10-Mar-23	20-Jul-23	26-Jul-23	Appointment of Consultants for Various Engineering and Groundwater Projects in the Overstrand Municipal Area for a contract period ending 30 June 2026	UDS Africa Professional Services Provider and Project Managers CC, Engineering Advice and Services WC (Pty) Ltd, Digital Industries (Pty) Ltd T/A Roads & Highways, Umvoto South Africa (Pty) Ltd, Bergstan South Africa (Pty) Ltd, Western and Eastern Cape Consulting Engineers (Pty) Ltd, HHO Consulting Engineers (Pty) Ltd, Lukhozi Consulting Engineers (Pty) Ltd, JPCE (Pty) Ltd, Daveng Consulting Engineers (Pty) Ltd, Zuari (Pty) Ltd, AFI Consult (Pty) Ltd, Gibb (Pty) Ltd, IX Engineers (Pty) Ltd, Bigen Africa Services (Pty) Ltd, Neil Lyners and Associates (RF) (Pty) Ltd, Element Consulting	TechQ Development (Pty) Ltd	Query	Reason for being unsuccessful.	26-Jul-23	Finalised	28-Jul-23	Resolved - Reasons were provided to bidder.
8	SC2296/2023	10-Mar-23	20-Jul-23	26-Jul-23	Appointment of Consultants for Various Engineering and Groundwater Projects in the Overstrand Municipal Area for a contract period ending 30 June 2026	UDS Africa Professional Services Provider and Project Managers CC, Engineering Advice and Services WC (Pty) Ltd, Digital Industries (Pty) Ltd T/A Roads & Highways, Umvoto South Africa (Pty) Ltd, Bergstan South Africa (Pty) Ltd, Western and Eastern Cape Consulting Engineers (Pty) Ltd, HHO Consulting Engineers (Pty) Ltd, Lukhozi Consulting Engineers (Pty) Ltd, JPCE (Pty) Ltd, Daveng Consulting Engineers (Pty) Ltd, Zuari (Pty) Ltd, AFI Consult (Pty) Ltd, Gibb (Pty) Ltd, IX Engineers (Pty) Ltd, Bigen Africa Services (Pty) Ltd, Neil Lyners and Associates (RF) (Pty) Ltd, Element Consulting	Muteo Consulting CC	Query	Reason for being unsuccessful.	27-Jul-23	Finalised	28-Jul-23	Resolved - Reasons were provided to bidder.
9	SC2296/2023	10-Mar-23	20-Jul-23	26-Jul-23	Appointment of Consultants for Various Engineering and Groundwater Projects in the Overstrand Municipal Area for a contract period ending 30 June 2026	UDS Africa Professional Services Provider and Project Managers CC, Engineering Advice and Services WC (Pty) Ltd, Digital Industries (Pty) Ltd T/A Roads & Highways, Umvoto South Africa (Pty) Ltd, Bergstan South Africa (Pty) Ltd, Western and Eastern Cape Consulting Engineers (Pty) Ltd, HHO Consulting Engineers (Pty) Ltd, Lukhozi Consulting Engineers (Pty) Ltd, JPCE (Pty) Ltd, Daveng Consulting Engineers (Pty) Ltd, Zuari (Pty) Ltd, AFI Consult (Pty) Ltd, Gibb (Pty) Ltd, IX Engineers (Pty) Ltd, Bigen Africa Services (Pty) Ltd, Neil Lyners and Associates (RF) (Pty) Ltd, Element Consulting	JG Africa (Pty) Ltd	Query	Reason for being unsuccessful.	27-Jul-23	Finalised	28-Jul-23	Resolved - Reasons were provided to bidder.
10	SC2296/2023	10-Mar-23	20-Jul-23	26-Jul-23	Appointment of Consultants for Various Engineering and Groundwater Projects in the Overstrand Municipal Area for a contract period ending 30 June 2026	UDS Africa Professional Services Provider and Project Managers CC, Engineering Advice and Services WC (Pty) Ltd, Digital Industries (Pty) Ltd T/A Roads & Highways, Umvoto South Africa (Pty) Ltd, Bergstan South Africa (Pty) Ltd, Western and Eastern Cape Consulting Engineers (Pty) Ltd, HHO Consulting Engineers (Pty) Ltd, Lukhozi Consulting Engineers (Pty) Ltd, JPCE (Pty) Ltd, Daveng Consulting Engineers (Pty) Ltd, Zuari (Pty) Ltd, AFI Consult (Pty) Ltd, Gibb (Pty) Ltd, IX Engineers (Pty) Ltd, Bigen Africa Services (Pty) Ltd, Neil Lyners and Associates (RF) (Pty) Ltd, Element Consulting	SMEC South Africa (Pty) Ltd	Query	Reason for being unsuccessful.	27-Jul-23	Finalised	28-Jul-23	Resolved - Reasons were provided to bidder.
11	SC2296/2023	10-Mar-23	20-Jul-23	26-Jul-23	Appointment of Consultants for Various Engineering and Groundwater Projects in the Overstrand Municipal Area for a contract period ending 30 June 2026	UDS Africa Professional Services Provider and Project Managers CC, Engineering Advice and Services WC (Pty) Ltd, Digital Industries (Pty) Ltd T/A Roads & Highways, Umvoto South Africa (Pty) Ltd, Bergstan South Africa (Pty) Ltd, Western and Eastern Cape Consulting Engineers (Pty) Ltd, HHO Consulting Engineers (Pty) Ltd, Lukhozi Consulting Engineers (Pty) Ltd, JPCE (Pty) Ltd, Daveng Consulting Engineers (Pty) Ltd, Zuari (Pty) Ltd, AFI Consult (Pty) Ltd, Gibb (Pty) Ltd, IX Engineers (Pty) Ltd, Bigen Africa Services (Pty) Ltd, Neil Lyners and Associates (RF) (Pty) Ltd, Element Consulting	Bosch Projects (Pty) Ltd	Query	Reason for being unsuccessful.	27-Jul-23	Finalised	28-Jul-23	Resolved - Reasons were provided to bidder.
12	SC2296/2023	10-Mar-23	20-Jul-23	26-Jul-23	Appointment of Consultants for Various Engineering and Groundwater Projects in the Overstrand Municipal Area for a contract period ending 30 June 2026	UDS Africa Professional Services Provider and Project Managers CC, Engineering Advice and Services WC (Pty) Ltd, Digital Industries (Pty) Ltd T/A Roads & Highways, Umvoto South Africa (Pty) Ltd, Bergstan South Africa (Pty) Ltd, Western and Eastern Cape Consulting Engineers (Pty) Ltd, HHO Consulting Engineers (Pty) Ltd, Lukhozi Consulting Engineers (Pty) Ltd, JPCE (Pty) Ltd, Daveng Consulting Engineers (Pty) Ltd, Zuari (Pty) Ltd, AFI Consult (Pty) Ltd, Gibb (Pty) Ltd, IX Engineers (Pty) Ltd, Bigen Africa Services (Pty) Ltd, Neil Lyners and Associates (RF) (Pty) Ltd, Element Consulting	The Henry Fagan Consortium	Query	Reason for being unsuccessful.	27-Jul-23	Finalised	02-Aug-23	Resolved - Reasons were provided to bidder.
13	SC2345/2022	27-Jan-23	22-Jun-23	27-Jun-23	Sale of a portion of Erf 4833 Hermanus (H11,59HA in extent) for a Residential Development	Raubex Building (Pty) Ltd	Coza Investments (Pty) Ltd & Hunta Property Projects (Pty) Ltd Joint Venture	Appeal	Bidder claimed that their bid was responsive and that their rights were affected	11-Aug-23	In Process - SCM preparing appeal documentation to submit to the appeal authority	In Process	In Process

14	SC2345/2022	27-Jan-23	22-Jun-23	27-Jun-23	Sale of a portion of Erf 4833 Hermanus (#11,59HA in extent) for a Residential Development	Raubex Building (Pty) Ltd	Coza Investments (Pty) Ltd & Hunta Property Projects (Pty) Ltd Joint Venture	Query	Reason for being unsuccessful.	09-Jul-23	Finalised	07-Aug-23	Resolved - Reasons were provided to bidder.
15	SC2377/2023	31-Mar-23	14-Aug-23	01-Sep-23	Supply & installation of Web-Based Online Bulk SMS Sending Software / Services	Unlimited Horizons (Pty) Ltd	Insidedata North (Pty) Ltd	Query	Reason for being unsuccessful.	05-Sep-23	Finalised	18-Sep-23	Resolved - Reasons were provided to bidder.

Irregular Expenditure Incurred in terms of the Municipality's Supply Chain Management Policy - 2023/2024																
Register 2023/2024																
SCIE #	Date of Discovery	Date Reported to the Accounting Officer	Date of Memo	Received	Date approved for payment	*Report to Council	Report to Mayor, MEC and AG	Description	Status	Type of Prohibited Expenditure	Awarded to	Responsible Directorate	Amount Capital	Amount Operational	VAT	Total
i. Incidences identified and currently under investigation																
2022.23.09	2022/10/21	2023/03/31	2022/11/09	2022/10/21	2023/03/31	Awaiting departmental report	2023/02/20	Provision of Hygiene Services	Awaiting departmental report	Paragraph 39(1)(c)	Servest (Pty) Ltd	Community Services	R -	R 734,58	R 110,19	R 844,77
												Office of the Municipal Manager	R -	R 367,82	R 55,17	R 422,99
2022.23.11	2022/11/22	2023/03/31	2022/12/14	2022/11/22	2023/03/31	Awaiting departmental report	2023/02/20	Provision of Hygiene Services	Awaiting departmental report	Paragraph 39(1)(c)	Servest (Pty) Ltd	Community Services	R -	R 734,58	R 110,19	R 844,77
												Office of the Municipal Manager	R -	R 367,82	R 55,17	R 422,99
2022.23.17	2023/05/17	2023/07/11	2023/07/05	2023/05/17	2023/07/07	Item was referred to the director by the Accounting Officer to institute disciplinary procedures, where applicable and/or to implement the processes articulated and prescribed in terms of the Section 32 of the Local Government: Municipal Finance Management Act (56/2003	To be reported October 2023	Provision of Hygiene Services	Item was referred to the director by the Accounting Officer to institute disciplinary procedures, where applicable and/or to implement the processes articulated and prescribed in terms of the Section 32 of the Local Government: Municipal Finance Management Act (56/2003	Paragraph 39(1)(c)	Servest (Pty) Ltd	Economic and Social Development & Tourism	R -	R 1 994,92	R 299,24	R 2 294,16
2022.23.18	2023/07/06	2023/07/07	2023/07/07	2023/07/06	2023/07/07	Awaiting MPAC report	To be reported October 2023	Repair of Generator	Awaiting MPAC report	Paragraph 17	Emerald Infrastructure Solutions	Community Services	R -	R 9 774,97	R 1 465,80	R 11 237,77
ii. Irregular expenditure approved by Council as irrecoverable and written off in terms of §32(b) of the Local Government: Municipal Finance Management Act, Act 56 of 2003																
2022.23.04	2022/09/15	2022/09/26	2022/09/26	2022/09/15	2022/09/26	Certified as irrecoverable and written off 2023/09/27	2022/10/11	Travel Services	Certified as irrecoverable and written off 2023/09/27	Paragraph 17	XL Glenwood Travel Services & Accommodation	Management Services	R -	R 13 559,79	R 2 033,97	R 15 593,76
2022.23.14	2023/02/27	2023/03/31	2023/03/28	2023/02/27	2023/03/31	Condoned by the Accounting Officer 2023/08/10	2023/04/14	Placement of Advertisements	Condoned by the Accounting Officer 2023/08/10	Paragraph 39(1)(c)	Ayanda Mibanga Communications (Pty) Ltd	Management Services	R -	R 32 673,07	R 4 900,96	R 37 574,03
iii. Incidences of non-compliance with the Supply Chain Management Policy and condoned by the Accounting Officer in terms of Paragraph 36(1)(c)																
iv. Irregular expenditure recovered																
None																
v. Incidences of Fruitless and Wasteful Expenditure identified and currently under investigation																
WC0820466	2022/01/20	2022/06/29	2022/06/23	N/A	N/A	In process to recover overpayment	2022/08/18	Overpayment made in respect of Post WC0320436	In process to recover overpayment	N/A	B Matatata (t562)	Management Services	R -	R 20 820,17	R -	R 20 820,17
vi. Fruitless and Wasteful Expenditure approved by Council as irrecoverable and written off in terms of §32(b) of the Local Government: Municipal Finance Management Act, Act 56 of 2003																
None																

**5.8
QUARTERLY BANK ACCOUNT WITHDRAWALS IN TERMS OF SECTION 11(4)
OF THE MFMA FOR THE QUARTER ENDED SEPTEMBER 2023**

BA King
16 October 2023

Senior Manager: Financial Services

(028) 313 8154

1. Executive Summary

Report prepared as part of the financial reporting obligations arising from section 11(4) of the Local Government: Municipal Finance Management Act, 2003 (MFMA).

2. Service Delivery and Budget Implementation Plan - IGNITE

Directorate Finance
Financial Services

3. Compliance with Strategic Priority

Provision of democratic, accountable and ethical governance

4. Delegated Authority

None

5. Legal Requirements

Section 11(4) of the Local Government: Municipal Finance Management Act, No. 56 of 2003 (MFMA)

6. Background/Discussion/Evaluation/Conclusion

Background

On a quarterly basis a consolidated report of all withdrawals made in terms of section 11(1) (b)-(j) of the MFMA must be compiled and submitted to Council, the relevant Provincial Treasury and the Auditor General.

7. Financial Implications

None

8. Staff Implications

None

9. Comments from other Departments, Divisions and Administrations

None

10. Annexures

Annexure A: Consolidated report for the quarter ended September 2023

RECOMMENDATION TO THE COUNCIL:

that the consolidated quarterly report, as per Annexure A, in respect of Bank Account Withdrawals in terms of Section 11(4) of the MFMA for the quarter ended September 2023, **be noted**.

RESPONSIBLE OFFICIAL :**BA KING****TARGET DATE FOR IMPLEMENTATION :****TO BE NOTED**

WC032 - OVERSTRAND MUNICIPALITY
BANK ACCOUNT WITHDRAWALS IN TERMS OF SECTION 11(4) OF THE MFMA
Municipal Finance Management Act, section 11(4)
Consolidated Quarterly Report for period 01/07/2023 - 30/09/2023



Date	Payee	Amount in R	Description and Purpose (including section reference e.g. sec 11(f))	Authorised by (name)
30/09/2023	Various charities	R2 859	Section 11(d) Payments from a trust, charitable or relief fund without budget appropriation in terms of section 12(4).	Municipal Manager
30/09/2023	SARS	R66 902	Section 11(e) - Payments to a person or organ of state of money	Financial Managers
30/09/2023	Provincial Government (Licence Fees)	R8 694 205	received by the municipality on behalf of that person or organ of state.	Financial Managers
				Financial Managers
30/09/2023	Various consumers	R11 774	Section 11(f) Refund money incorrectly paid into a bank account	Financial Managers
30/09/2023	Various consumers	R2 327 580	Section 11(g) - Refund guarantees, sureties and security deposits	Financial Managers
30/09/2023	Various investments	R301 245 000	Section 11(h) - Payments for cash management and investment purposes in accordance with section 13	Municipal Manager

Instructions for completing this report:

The Accounting Officer must include information motivating the non-budgetted withdrawals, action taken to rectify the breach and identify how funding will be sourced through an Adjustments Budget. This motivation can be an additional report to council or incorporated into the table above by inserting additional space. This report must be tabled in Council within 30 days after the end of each quarter where a withdrawal occurs.

Withdrawals that must be reported each quarter:

1. Section 11(b) - Expenditure authorised by the MEC for finance in terms of section 26 (4) when a municipality has failed to approve a budget by 30 June;
2. Section 11(c) - Unforeseeable and unavoidable expenditure authorised by the mayor in terms of section 29 (1);
3. Section 11(d) - Payments from a trust, charitable or relief fund without budget appropriation in terms of section 12(4);
4. Section 11(e) - Payments to a person or organ of state of money received by the municipality on behalf of that person or organ of state, including
 - (i) money collected by the municipality on behalf of that person or organ of state by agreement; or
 - (ii) any insurance or other payments received by the municipality for that person or organ of state;
5. Section 11(f) - Refund money incorrectly paid into a bank account;
6. Section 11(g) - Refund guarantees, sureties and security deposits;
7. Section 11(h) - Payments for cash management and investment purposes in accordance with section 13;
8. Section 11(i) - To defray increased expenditure on a multi-year capital project in terms of section 31;
9. Section 11(j) - Payments for such other purposes as may be prescribed from time-to-time.

Distribution:

1. Table this report in a full council meeting, including additional motivation on action taken to rectify, within 30 days after the end of each quarter (section 11(4))
2. Submit a copy to the relevant National Treasury, provincial treasury and the Auditor-General

**5.9
BUDGET REPORT AND SERVICE DELIVERY AND BUDGET IMPLEMENTATION
PLAN (SDBIP) FOR THE QUARTER ENDED SEPTEMBER 2023**

**BA King
11 October 2023**

Senior Manager: Financial Services

(028) 313 8154

1. Executive Summary

Report prepared as part of the reporting obligations arising from section 52(d) of the Local Government: Municipal Finance Management Act, 2003 (MFMA).

2. Service Delivery and Budget Implementation Plan - IGNITE

Directorate: Finance
Financial Services

Directorate: Management Services
Strategic Services

3. Compliance with Strategic Priority

Promotion of tourism, economic and social development
Provision and maintenance of municipal services
Provision of democratic, accountable and ethical governance
Encouragement of structured community participation in the affairs of the municipality
Creation and maintenance of a safe and healthy environment

4. Delegated Authority

None

5. Legal Requirements

Section 52(d) of the Local Government: Municipal Finance Management Act, (Act 56 of 2003) [MFMA]

6. Background/Discussion/Evaluation/Conclusion

Background

This report has been prepared as part of the reporting obligations arising from the MFMA. The MFMA requires the Executive Mayor to report to Council on a quarterly basis on the state of the Municipality's budget and SDBIP.

Discussion

Legislation requires that certain financial and performance information is disclosed in the quarterly monitoring report. The report has been prepared according to the standard reporting formats issued by National Treasury.

The SDBIP report, included as Appendix 1 of the quarterly budget report, is a layered plan comprising the Top Level SDBIP.

The top level SDBIP measures the achievement of the strategic performance indicators of the municipality. These include the prescriptive performance indicators prescribed by Section 10 of the Local Government: Municipal Planning and Performance Regulations of 2001.

The following additional reporting information is also included:
The Executive Mayor's special fund report is attached as Annexure B.

The Cost Containment Regulations, 2019 report, attached as Annexure C, represents the status up to the end of September 2023 (Quarter 1).

The quarterly post implementation status of the mSCOA Project is attached as Annexure D.

7. Financial Implications

None

8. Staff Implications

None

9. Comments from other Departments, Divisions and Administrations

The contents of the SDBIP reflects the information submissions from the relevant affected officials.

10. Annexures

- Annexure A: Budget Report and SDBIP for the quarter ended September 2023
- Annexure B: Executive Mayor's special fund – September 2023
- Annexure C: Status report on the Cost Containment Regulations, 2019 – September 2023
- Annexure D: Municipal Regulations on the Standard Chart of Accounts (mSCOA): Post Implementation Status of the mSCOA Project – September 2023

RECOMMENDATION TO THE COUNCIL:

1. that the budget report and service delivery and budget implementation plan for the quarter ended September 2023, prepared as part of the reporting obligations arising from the Local Government: Municipal Finance Management Act, 2003 and additional information, **be noted**; and
2. that the content of the report, for the first quarter of the 2023/2024 financial year, on the top level Service Delivery and Budget Implementation Plan **be noted**.

RESPONSIBLE OFFICIALS :**BA KING
RG LOUW****TARGET DATE FOR IMPLEMENTATION :****TO BE NOTED**



QUARTERLY BUDGET REPORT AND SDBIP SEPTEMBER 2023

In-Year Report of the Municipality

Prepared in terms of Section 52(d) of the Local Government:
Municipal Finance Management Act (Act 56 of 2003) &
Section 31 of the Municipal Budget and Reporting Regulations,
Government Gazette 32141, 17 May 2009.



We belong



We care



We serve

Table of Contents

Glossary	3
PART 1 – IN-YEAR REPORT	5
Mayor’s Report	5
Resolutions	6
Executive Summary	7
In-year budget statement tables	10
PART 2 – SUPPORTING DOCUMENTATION	19
Debtors' analysis	19
Creditors' analysis	20
Investment portfolio analysis	21
Allocation and grant receipts and expenditure	22
Councillor allowances and employee benefits	25
Material variances to the SDBIP.....	26
Municipal financial performance indicators.....	27
Capital programme performance	28
Other supporting documentation	35
Municipal manager’s quality certification	38

Appendix 1 – Service Delivery and Budget Implementation Plan

Glossary

Adjustments budget – Prescribed in section 28 of the MFMA. The formal means by which a municipality may revise its annual budget during the year.

Budget – The financial plan of the Municipality.

Capital expenditure - Spending on assets such as infrastructure, land & buildings minor assets etc. Any capital expenditure must be reflected as an asset on the Municipality's statement of financial position.

DORA – Division of Revenue Act. Annual legislation that shows the total allocations made by national to provincial and local government.

Equitable share – An unconditional grant paid to municipalities. It is predominantly targeted towards funding the Indigent Policy.

FMG – Financial Management Grant.

GFS – Government Finance Statistics. An internationally recognized classification system that facilitates like for like comparison between municipalities.

GRAP – Generally Recognised Accounting Practice. The standard for municipal accounting.

IDP – Integrated Development Plan. The main strategic planning document of the Municipality.

MBRR – Local Government: Municipal Finance Management Act (56/2003): Municipal budget and reporting regulations.

MFMA – Local Government: Municipal Finance Management Act (56/2003). The principle legislation relating to municipal financial management.

MIG – Municipal Infrastructure Grant.

MTREF – Medium Term Revenue and Expenditure Framework (MTREF). The medium term financial plan, usually 3 years, based on a fixed first year and indicative further two years' budget allocations. Also includes financial information of the previous and current year.

NDPG – Neighbourhood Development Partnership Grant.

Operating expenditure – Spending on the day to day expenses of the Municipality such as salaries and wages, repairs and maintenance etc.

Rates – Local Government tax based on the assessed value of a property. To determine the rates payable, the assessed rateable value is multiplied by the rate in the rand.

SDBIP – Service Delivery and Budget Implementation Plan (SDBIP). A detailed plan comprising annual and quarterly performance information.

Strategic objectives – The main priorities of the Municipality as set out in the IDP. Budgeted spending must contribute towards the achievement of the strategic objectives.

Vote – A main appropriation segment of the budget. In Overstrand Municipality this relates to the directorate level for operating expenditure and the GFS classification for capital expenditure.

YTD – Year to date

y-o-y – year-on-year

PART 1 – IN-YEAR REPORT

Mayor's Report

1.1 In-Year Report – Quarterly Budget Report

1.1.1 Implementation of the budget in accordance with the SDBIP

The results of the SDBIP for the first quarter ended 30 September 2023 is included as Appendix 1 to this report.

1.1.2 Financial problems or risks facing the municipality

No financial problems or risks from a budgetary implementation or financial management perspective identified up till 30 September 2023. It is however important to note that as a country we face economic challenges that have been slightly eased by the inflation rate that is back within the Reserve Bank's 3 – 6% target range and the latest unchanged Repo Rate decision by the Monetary Policy Committee. The energy supply crisis is ongoing and still presents a stumbling block in economic growth. As a result of this, municipalities remain under pressure to provide cost effective services. Overstrand have recently experienced heavy rains and gale force winds which have caused a huge amount of damage to infrastructure. Following the recent storms, we had a situation where the main water line was washed away and in turn caused a shortage in water supply. Mop up operations occurred, and temporary solution was implemented to restore the supply of water to our areas. Water restrictions have also been instituted. It seems as if costs will be significant, and it is expected that Council will have to consider an adjustments budget in November 2023.

1.1.3 Other relevant information

The below results reflect the first quarter's financial position.

YTD Actual operating revenue at the end of the first quarter for 2023/2024 is at 26.38% of the budgeted revenue of R1.676bn. The expenditure reflects spending of 20.10% against the budgeted expenditure of R1.742bn.

YTD Capital expenditure at the end of September 2023 amounts to R15.3m, or 7.31% of the amended budget of R209.4m. Refer to the table on page 29 for the implementation status of the Top 10 Capital Projects.

No Adjustments Budget was tabled during this quarter.

The collection rate regressed during Quarter 1 for the 2023/2024 financial year and at the end of September 2023 this stood at 96,59%, as compared to 99,07% on 30 June 2022.

The positive cash flow remains stable and is in line with budgeted performance.

Resolutions

IN-YEAR REPORTS 2023/2024

This is the resolution that will be presented to Council when the In-Year Report is tabled:

RECOMMENDATION TO THE COUNCIL:

that the budget report and service delivery and budget implementation plan for the quarter ended September 2023, prepared as part of the financial reporting obligations arising from the Local Government: Municipal Finance Management Act, 2003 and additional information, **be noted**.

Executive Summary

Loadshedding

The current prolonged loadshedding is still having a notable negative impact on electricity revenue, which is largely being mitigated by reduced bulk electricity purchases. This however still impacts on the budgeted electricity services bottomline and thus the overall bottomline (surplus/deficit) for the municipality, as electricity sales for the current financial year to date did not meet expected electricity sales.

Revenue by Source

The Year-to-Date actual revenue is 0.19% above the YTD budget projections at the end of September 2023.

Borrowings

The balance of borrowings amounts to R470.9m at the end of September 2023.

Operating expenditure by vote & type

Current expenditure is 2.63% below YTD budget projections as at September 2023.

Capital expenditure

The YTD Capital expenditure amounts to R15.3m or 7.31% of the original budget of R209.4m. The current capital commitments of orders in progress amounts to R56.6m or 27.06% of the original capital budget of R209.4m.

Cash flows

The municipality started the year with a positive cash balance of R646.5 million. The September closing balance is R701.9 million. Refer to Supporting Table SC9 for more details on the cash position.

Allocations received (National & Provincial Grants)

Grants totaling R23.4m was received during September 2023.

Spending on Grants

Spending on grants amounts to R11.9m for September 2023 which includes FMG, EPWP, MIG, Resource funding for the establishment & support of Law Enforcement

Rural Safety Unit, Resource funding for the establish & support of K9 Unit, Community Library Grant, Title Deeds Restoration Grant and spending on Construction Contracts (Housing).

Material variances

The table below summarises variances for projected revenue and expenditure.

WC032 Overstrand - Supporting Table SC1 Material variance explanations - M03 September			
Description	Variance	Reasons for material deviations	Remedial or corrective steps/remarks
Revenue By Source			
Total	0.19%		
Expenditure By Type			
Total	-2.63%		
Capital Expenditure			
Total	-45.74%	Capital Commitments=R56.6m	
Financial Position			
In order			
Cash Flow			
In order			

Total Revenue (including capital grants)

R thousand	Amended Budget	YearTD actual	% of Budget Received/Spent
Revenue	1,730,869	443,638	25.63%
Expenditure	1,742,212	350,108	20.10%
Surplus / (Deficit)	(11,342)	93,530	
Capital	209,409	15,307	7.31%

Total Revenue (excluding capital grants)

R thousand	Amended Budget	YearTD actual	% of Budget Received/Spent
Revenue	1,676,577	442,282	26.38%
Expenditure	1,742,212	350,108	20.10%
Surplus / (Deficit)	(65,635)	92,175	
Capital	209,409	15,307	7.31%

Performance in relation to SDBIP targets

See the comprehensive quarterly report included as Appendix 1 of this report.

Remedial or corrective steps

Refer to the SDBIP report.

In-year budget statement tables / ...

Table C1: s71 Monthly Budget Statement Summary

WC032 Overstrand - Table C1 Monthly Budget Statement Summary - M03 September

Description	2022/23	Budget Year 2023/24							
	Audited Outcome	Original Budget	Adjusted Budget	Monthly Actual	YearTD Actual	YearTD Budget	YTD Variance	YTD Variance %	Full Year Forecast
R thousands									
Financial Performance									
Property rates		340,506	340,506	27,972	87,190	85,127	2,063	2%	340,506
Service charges		1,047,055	1,047,055	92,263	258,690	259,705	(1,014)	-0%	1,047,055
Investment revenue		41,800	41,800	4,788	11,091	11,091	-		41,800
Transfers and subsidies - Operational		184,953	184,953	1,878	70,731	70,731	-		184,953
Other own revenue		62,262	62,262	4,689	14,581	14,785	(204)	-1%	62,262
Total Revenue (excluding capital transfers and contributions)	-	1,676,577	1,676,577	131,590	442,282	441,437	845	0%	1,676,577
Employee costs		537,911	548,444	43,119	119,152	121,080	(1,928)	-2%	548,444
Remuneration of Councilors		12,514	12,514	1,623	3,655	3,650	5	0%	12,514
Depreciation and amortisation		149,154	149,154	12,429	37,289	37,289	-		149,154
Interest		49,658	49,658	984	1,382	1,382	-		49,658
Inventory consumed and bulk purchases		492,305	491,357	52,887	106,051	109,565	(3,514)	-3%	491,357
Transfers and subsidies		16,380	16,380	2,083	4,625	4,625	-		16,380
Other expenditure		484,290	474,704	35,358	77,954	81,982	(4,028)	-5%	474,704
Total Expenditure		1,742,212	1,742,212	148,483	350,108	359,572	(9,465)	-3%	1,742,212
Surplus/(Deficit)		(65,635)	(65,635)	(16,893)	92,175	81,865	10,310	13%	(65,635)
Transfers and subsidies - capital (monetary allocations)		54,293	54,293	366	1,355	1,355	-		54,293
Transfers and subsidies - capital (in-kind)									
Surplus/(Deficit) after capital transfers & contributions		(11,342)	(11,342)	(16,527)	93,530	83,220	10,310	12%	(11,342)
Share of surplus/ (deficit) of associate		-	-	-	-	-	-		-
Surplus/ (Deficit) for the year		(11,342)	(11,342)	(16,527)	93,530	83,220	10,310	12%	(11,342)
Capital expenditure & funds sources									
Capital expenditure		209,409	209,409	5,754	15,307	28,212	(12,905)	-46%	209,409
Capital transfers recognised		96,183	96,183	366	1,355	9,906	(8,550)	-86%	96,183
Borrowing		95,214	95,214	5,199	11,406	13,803	(2,397)	-17%	95,214
Internally generated funds		18,013	18,013	189	2,545	4,503	(1,958)	-43%	18,013
Total sources of capital funds		209,409	209,409	5,754	15,307	28,212	(12,905)	-46%	209,409
Financial position									
Total current assets		683,321	683,321		901,133				683,321
Total non current assets		4,195,837	4,195,837		3,982,756				4,195,837
Total current liabilities		349,426	349,426		252,201				349,426
Total non current liabilities		731,737	731,737		705,130				731,737
Community wealth/Equity		3,797,994	3,797,994		3,926,559				3,797,994
Cash flows									
Net cash from (used) operating		193,672	193,672	(9,600)	79,842	79,711	(132)	-0%	193,672
Net cash from (used) investing		(214,389)	(214,389)	(6,169)	(16,552)	(16,552)	-		(214,389)
Net cash from (used) financing		13,755	13,755	(5,139)	(7,874)	(7,874)	-		13,755
Cash/cash equivalents at the month/year end		516,302	516,302	-	701,951	578,548	(123,403)	-21%	639,573
Debtors & creditors analysis									
	0-30 Days	31-60 Days	61-90 Days	91-120 Days	121-150 Dys	151-180 Dys	181 Dys-1 Yr	Over 1Yr	Total
Debtors Age Analysis									
Total By Income Source	95,471	10,245	7,458	3,604	2,997	2,608	10,646	54,612	187,641
Creditors Age Analysis									
Total Creditors	6,484	-	-	-	-	-	-	-	6,484

Table C2: Monthly Budget Statement – Financial Performance (standard classification)

WC032 Overstrand - Table C2 Monthly Budget Statement - Financial Performance (functional classification) - M03 September

Description	2022/23	Budget Year 2023/24							
	Audited Outcome	Original Budget	Adjusted Budget	Monthly Actual	YearTD Actual	YearTD Budget	YTD Variance	YTD Variance %	Full Year Forecast
R thousands									
Revenue - Functional									
<i>Governance and administration</i>		460,614	460,614	34,156	125,043	123,062	1,981	2%	460,614
Executive and council		52,832	52,832	15	21,944	21,460	485	2%	52,832
Finance and administration		407,781	407,781	34,141	103,099	101,602	1,497	1%	407,781
Internal audit		-	-	-	-	-	-	-	-
<i>Community and public safety</i>		177,203	177,203	14,575	26,904	27,038	(134)	0%	177,203
Community and social services		8,785	8,785	695	2,099	2,097	2	0%	8,785
Sport and recreation		16,689	16,689	786	2,609	2,861	(252)	-9%	16,689
Public safety		38,275	38,275	3,328	9,624	9,668	(44)	0%	38,275
Housing		113,454	113,454	9,766	12,572	12,412	160	1%	113,454
Health		-	-	-	-	-	-	-	-
<i>Economic and environmental services</i>		20,693	20,693	1,513	4,722	4,771	(50)	-1%	20,693
Planning and development		15,360	15,360	1,483	4,289	4,304	(15)	0%	15,360
Road transport		5,290	5,290	30	389	454	(65)	-14%	5,290
Environmental protection		42	42	-	44	13	31	237%	42
<i>Trading services</i>		1,072,360	1,072,360	81,713	286,969	287,922	(953)	0%	1,072,360
Energy sources		654,236	654,236	51,203	170,899	174,428	(3,529)	-2%	654,236
Water management		169,924	169,924	13,274	46,163	45,030	1,133	3%	169,924
Waste water management		143,566	143,566	9,048	36,717	36,986	(269)	-1%	143,566
Waste management		104,634	104,634	8,187	33,191	31,479	1,712	5%	104,634
<i>Other</i>		-	-	0	0	-	0	-	-
Total Revenue - Functional		1,730,869	1,730,869	131,956	443,638	442,793	845	0%	1,730,869
Expenditure - Functional									
<i>Governance and administration</i>		334,581	334,528	24,313	76,130	77,963	(1,833)	-2%	334,528
Executive and council		80,395	80,772	5,866	20,932	21,014	(81)	0%	80,772
Finance and administration		249,820	249,402	18,177	54,408	56,104	(1,695)	-3%	249,402
Internal audit		4,366	4,354	269	790	845	(56)	-7%	4,354
<i>Community and public safety</i>		297,549	297,656	26,496	56,190	55,400	790	1%	297,656
Community and social services		23,853	24,075	1,540	4,433	4,819	(386)	-8%	24,075
Sport and recreation		63,849	63,788	3,808	10,082	10,691	(609)	-6%	63,788
Public safety		132,228	132,173	11,080	28,341	28,486	(145)	-1%	132,173
Housing		77,620	77,620	10,068	13,334	11,405	1,929	17%	77,620
Health		-	-	-	-	-	-	-	-
<i>Economic and environmental services</i>		210,462	210,426	12,135	35,118	35,591	(473)	-1%	210,426
Planning and development		56,507	56,436	3,713	10,805	11,242	(436)	-4%	56,436
Road transport		129,394	129,358	6,659	19,203	19,222	(19)	0%	129,358
Environmental protection		24,561	24,632	1,763	5,109	5,127	(18)	0%	24,632
<i>Trading services</i>		895,516	895,498	85,297	182,027	189,923	(7,897)	-4%	895,498
Energy sources		527,575	527,575	56,930	116,195	119,212	(3,017)	-3%	527,575
Water management		149,901	149,901	12,617	25,297	26,930	(1,632)	-6%	149,901
Waste water management		122,166	122,148	9,237	24,283	26,305	(2,022)	-8%	122,148
Waste management		95,874	95,874	6,514	16,251	17,476	(1,225)	-7%	95,874
<i>Other</i>		4,104	4,104	241	642	694	(52)	-7%	4,104
Total Expenditure - Functional		1,742,212	1,742,212	148,483	350,108	359,572	(9,465)	-3%	1,742,212
Surplus/ (Deficit) for the year		(11,342)	(11,342)	(16,527)	93,530	83,220	10,310	12%	(11,342)

This table reflects the operating budget (Financial Performance) in the standard classifications which are Functions and Sub-functions. These are used by National Treasury to assist in the compilation of national and international accounts for comparison purposes, regardless of the unique organisational structures used by the different institutions.

The main functional areas are Governance and administration; Community and public safety; Economic and environmental services; and Trading services.

It is for this reason that Financial Performance is reported in functional classification, Table C2, and by municipal vote, Table C3.

Table C3: Monthly Budget Statement – Financial Performance (revenue and expenditure by municipal vote)

WC032 Overstrand - Table C3 Monthly Budget Statement - Financial Performance (revenue and expenditure by municipal vote) - M03

Vote Description	2022/23	Budget Year 2023/24							
	Audited Outcome	Original Budget	Adjusted Budget	Monthly Actual	YearTD Actual	YearTD Budget	YTD Variance	YTD Variance %	Full Year Forecast
R thousands									
Revenue by Vote									
Vote 1 - Council & Mayor's Office		52,697	52,697	12	21,928	21,426	502	2.3%	52,697
Vote 2 - Municipal Manager & Internal Audit		-	-	-	-	-	-	-	-
Vote 3 - Management Services		956	956	38	241	243	(2)	-0.7%	956
Vote 4 - Finance		400,540	400,540	34,034	102,644	99,191	3,453	3.5%	400,540
Vote 5 - Infrastructure & Planning		784,082	784,082	62,152	187,074	191,376	(4,302)	-2.2%	784,082
Vote 6 - Protection Services		38,275	38,275	3,328	9,624	9,569	55	0.6%	38,275
Vote 7 - Economic and Social Development & Tourism		3,628	3,628	291	698	707	(9)	-1.3%	3,628
Vote 8 - Community Services		450,692	450,692	32,100	121,428	120,281	1,147	1.0%	450,692
Vote 9 - Costing Services		-	-	-	-	-	-	-	-
Vote 10 - Main Ledger Services		-	-	-	-	-	-	-	-
Total Revenue by Vote		1,730,869	1,730,869	131,956	443,638	442,793	845	0.2%	1,730,869
Expenditure by Vote									
Vote 1 - Council & Mayor's Office		49,457	49,457	3,940	15,429	15,418	11	0.1%	49,457
Vote 2 - Municipal Manager & Internal Audit		8,371	8,371	542	1,666	1,763	(97)	-5.5%	8,371
Vote 3 - Management Services		69,485	69,485	5,574	15,046	15,542	(496)	-3.2%	69,485
Vote 4 - Finance		107,441	107,441	7,621	25,902	26,490	(588)	-2.2%	107,441
Vote 5 - Infrastructure & Planning		820,055	820,055	87,094	171,211	173,894	(2,683)	-1.5%	820,055
Vote 6 - Protection Services		137,515	137,515	11,696	29,597	30,333	(737)	-2.4%	137,515
Vote 7 - Economic and Social Development & Tourism		19,382	19,382	1,079	2,952	3,014	(61)	-2.0%	19,382
Vote 8 - Community Services		530,506	530,506	30,936	88,306	93,119	(4,813)	-5.2%	530,506
Vote 9 - Costing Services		-	-	-	-	-	-	-	-
Vote 10 - Main Ledger Services		-	-	-	-	-	-	-	-
Total Expenditure by Vote		1,742,212	1,742,212	148,483	350,108	359,572	(9,465)	-2.6%	1,742,212
Surplus/ (Deficit) for the year		(11,342)	(11,342)	(16,527)	93,530	83,220	10,310	12.4%	(11,342)

The operating expenditure budget is approved by Council on the municipal vote level. The municipal votes reflect the organisational structure of the municipality which is made up of the following directorates: Council; Municipal Manager; Management Services; Finance; Infrastructure & Planning; Protection Services; Economic and Social Development & Tourism and Community Services.

Unauthorised expenditure by year-end would occur either for the municipality as a whole if the adjusted budget for 'Total Expenditure by Vote' or if any of the individual budgets for any specific vote/s were overspent. During the financial year some of the figures are influenced by transactions that occur annually only.

Table C4: Monthly Budget Statement – Financial Performance (revenue and expenditure)

WC032 Overstrand - Table C4 Monthly Budget Statement - Financial Performance (revenue and expenditure) - M03 September

Description	2022/23	Budget Year 2023/24							
	Audited Outcome	Original Budget	Adjusted Budget	Monthly Actual	YearTD Actual	YearTD Budget	YTD Variance	YTD Variance %	Full Year Forecast
R thousands									
Revenue									
Exchange Revenue		1,119,553	1,119,553	99,805	277,870	279,016	(1,146)	0%	1,119,553
Service charges - Electricity		577,969	577,969	50,770	150,668	154,125	(3,457)	-2%	577,969
Service charges - Water		147,269	147,269	13,171	38,922	38,045	877	2%	147,269
Service charges - Waste Water Management		104,715	104,715	8,950	26,932	27,051	(119)	0%	104,715
Service charges - Waste management		85,430	85,430	8,175	25,178	23,493	1,685	7%	85,430
Sale of Goods and Rendering of Services		131,673	131,673	11,196	16,991	16,991	-	-	131,673
Agency services		8,319	8,319	649	1,984	2,080	(95)	-5%	8,319
Interest		0	0	-	-	-	-	-	0
Interest earned from Receivables		6,400	6,400	755	2,114	1,947	167	9%	6,400
Interest earned from Current and Non Current Assets		41,800	41,800	4,788	11,091	11,091	-	-	41,800
Dividends		-	-	-	-	-	-	-	-
Rent on Land		1,127	1,127	127	590	590	-	-	1,127
Rental from Fixed Assets		5,646	5,646	421	1,352	1,411	(59)	-4%	5,646
Licence and permits		964	964	55	183	201	(18)	-9%	964
Operational Revenue		8,242	8,242	747	1,865	1,992	(127)	-6%	8,242
Non-Exchange Revenue		557,023	557,023	31,785	164,413	162,421	1,991	1%	557,023
Property rates		340,506	340,506	27,972	87,190	85,127	2,063	2%	340,506
Surcharges and Taxes		-	-	-	-	-	-	-	-
Fines, penalties and forfeits		20,421	20,421	1,702	5,003	5,105	(102)	-2%	20,421
Licence and permits		1,943	1,943	157	516	486	31	6%	1,943
Transfer and subsidies - Operational		184,953	184,953	1,878	70,731	70,731	-	-	184,953
Interest		1,300	1,300	156	494	494	-	-	1,300
Fuel Levy		-	-	-	-	-	-	-	-
Operational Revenue		-	-	-	-	-	-	-	-
Gains on disposal of Assets		-	-	-	-	-	-	-	-
Other Gains		7,900	7,900	(81)	479	479	-	-	7,900
Discontinued Operations		-	-	-	-	-	-	-	-
Total Revenue (excluding capital transfers and contributions)		1,676,577	1,676,577	131,590	442,282	441,437	845	0%	1,676,577
Expenditure By Type									
Employee related costs		537,911	548,444	43,119	119,152	121,080	(1,928)	-2%	548,444
Remuneration of councillors		12,514	12,514	1,623	3,655	3,650	5	0%	12,514
Bulk purchases - electricity		429,805	429,805	51,439	100,183	103,153	(2,970)	-3%	429,805
Inventory consumed		62,499	61,552	1,448	5,867	6,412	(544)	-8%	61,552
Debt impairment		19,414	19,414	1,618	4,854	4,854	-	-	19,414
Depreciation and amortisation		149,154	149,154	12,429	37,289	37,289	-	-	149,154
Interest		49,658	49,658	984	1,382	1,382	-	-	49,658
Contracted services		300,624	291,061	18,580	36,049	38,808	(2,759)	-7%	291,061
Transfers and subsidies		16,380	16,380	2,083	4,625	4,625	-	-	16,380
Irrecoverable debts written off		-	-	-	-	-	-	-	-
Operational costs		164,252	164,229	15,160	37,051	38,320	(1,269)	-3%	164,229
Losses on Disposal of Assets		-	-	-	-	-	-	-	-
Other Losses		-	-	-	-	-	-	-	-
Total Expenditure		1,742,212	1,742,212	148,483	350,108	359,572	(9,465)	-3%	1,742,212
Surplus/(Deficit)		(65,635)	(65,635)	(16,893)	92,175	81,865	10,310	0	(65,635)
Transfers and subsidies - capital (monetary allocations)		54,293	54,293	366	1,355	1,355	-	-	54,293
Transfers and subsidies - capital (in-kind)		-	-	-	-	-	-	-	-
Surplus/(Deficit) after capital transfers & contributions		(11,342)	(11,342)	(16,527)	93,530	83,220			(11,342)
Income Tax		-	-	-	-	-	-	-	-
Surplus/(Deficit) after income tax		(11,342)	(11,342)	(16,527)	93,530	83,220			(11,342)
Share of Surplus/Deficit attributable to Joint Venture		-	-	-	-	-	-	-	-
Share of Surplus/Deficit attributable to Minorities		-	-	-	-	-	-	-	-
Surplus/(Deficit) attributable to municipality		(11,342)	(11,342)	(16,527)	93,530	83,220			(11,342)
Share of Surplus/Deficit attributable to Associate		-	-	-	-	-	-	-	-
Intercompany/Parent subsidiary transactions		-	-	-	-	-	-	-	-
Surplus/ (Deficit) for the year		(11,342)	(11,342)	(16,527)	93,530	83,220			(11,342)

The annual revenue budget is approved as 'Revenue by Source'. The Year-to-Date actual revenue is 0.19% above the YTD budget projections.

Current expenditure is 2.63% below YTD budget projections for September 2023.

Table C5: Monthly Budget Statement - Capital Expenditure (municipal vote, standard classification and funding)

WC032 Overstrand - Table C5 Monthly Budget Statement - Capital Expenditure (municipal vote, functional classification and funding) - M03 September

Vote Description	2022/23	Budget Year 2023/24							
	Audited Outcome	Original Budget	Adjusted Budget	Monthly Actual	YearTD Actual	YearTD Budget	YTD Variance	YTD Variance %	Full Year Forecast
R thousands									
Multi-Year expenditure appropriation									
Vote 1 - Council & Mayor's Office	-	-	-	-	-	-	-	-	-
Vote 2 - Municipal Manager & Internal Audit	5,000	5,000	-	-	-	-	-	-	5,000
Vote 3 - Management Services	2,215	1,458	173	208	363	(155)	-43%	1,458	
Vote 4 - Finance	60	60	6	6	15	(9)	-61%	60	
Vote 5 - Infrastructure & Planning	196,210	196,210	5,575	12,772	27,684	(14,912)	-54%	196,210	
Vote 6 - Protection Services	300	300	-	-	-	-	-	300	
Vote 7 - Economic and Social Development & Tourism	45	45	-	-	-	-	-	45	
Vote 8 - Community Services	735	735	-	-	-	-	-	735	
Vote 9 - Costing Services	-	-	-	-	-	-	-	-	
Vote 10 - Main Ledger Services	-	-	-	-	-	-	-	-	
Total Capital Multi-year expenditure		204,565	203,808	5,754	12,986	28,062	(15,077)	-54%	203,808
Single Year expenditure appropriation									
Vote 1 - Council & Mayor's Office	-	-	-	-	-	-	-	-	-
Vote 2 - Municipal Manager & Internal Audit	-	-	-	-	-	-	-	-	-
Vote 3 - Management Services	1,800	2,557	-	1,721	100	1,621	1621%	2,557	
Vote 4 - Finance	-	-	-	-	-	-	-	-	
Vote 5 - Infrastructure & Planning	468	468	-	-	-	-	-	468	
Vote 6 - Protection Services	600	600	-	600	50	550	1100%	600	
Vote 7 - Economic and Social Development & Tourism	-	-	-	-	-	-	-	-	
Vote 8 - Community Services	1,976	1,976	-	-	-	-	-	1,976	
Vote 9 - Costing Services	-	-	-	-	-	-	-	-	
Vote 10 - Main Ledger Services	-	-	-	-	-	-	-	-	
Total Capital single-year expenditure		4,844	5,601	-	2,321	150	2,171	1447%	5,601
Total Capital Expenditure		209,409	209,409	5,754	15,307	28,212	(12,905)	-46%	209,409
Capital Expenditure - Functional Classification									
Governance and administration									
Executive and council	5,005	5,005	-	5	67	(62)	-92%	5,005	
Finance and administration	4,070	4,070	179	1,930	1,018	913	90%	4,070	
Internal audit	-	-	-	-	-	-	-	-	
Community and public safety	49,161	49,161	-	600	150	450	300%	49,161	
Community and social services	1,330	1,330	-	-	-	-	-	1,330	
Sport and recreation	5,041	5,041	-	-	-	-	-	5,041	
Public safety	900	900	-	600	150	450	300%	900	
Housing	41,890	41,890	-	-	-	-	-	41,890	
Health	-	-	-	-	-	-	-	-	
Economic and environmental services	5,748	5,748	10	320	364	(43)	-12%	5,748	
Planning and development	1,108	1,108	10	10	277	(267)	-96%	1,108	
Road transport	4,640	4,640	-	310	87	224	258%	4,640	
Environmental protection	-	-	-	-	-	-	-	-	
Trading services	145,425	145,425	5,565	12,451	26,614	(14,163)	-53%	145,425	
Energy sources	59,526	59,526	1,483	5,466	12,325	(6,860)	-56%	59,526	
Water management	25,963	25,963	1,472	2,084	5,409	(3,326)	-61%	25,963	
Waste water management	59,445	59,445	2,610	4,902	8,880	(3,978)	-45%	59,445	
Waste management	490	490	-	-	-	-	-	490	
Other	-	-	-	-	-	-	-	-	
Total Capital Expenditure - Functional Classification		209,409	209,409	5,754	15,307	28,212	(12,905)	-46%	209,409
Funded by:									
National Government	54,293	54,293	366	1,355	9,906	(8,550)	-86%	54,293	
Provincial Government	-	-	-	-	-	-	-	-	
District Municipality	-	-	-	-	-	-	-	-	
Transfers and subsidies - capital (monetary allocations) (Nat / Prov Departm Agencies, Households, Non-profit Institutions, Private Enterprises, Public Corporatons, Higher Educ Institutions)	41,890	41,890	-	-	-	-	-	41,890	
Transfers recognised - capital	96,183	96,183	366	1,355	9,906	(8,550)	-86%	96,183	
Borrowing	95,214	95,214	5,199	11,406	13,803	(2,397)	-17%	95,214	
Internally generated funds	18,013	18,013	189	2,545	4,503	(1,958)	-43%	18,013	
Total Capital Funding		209,409	209,409	5,754	15,307	28,212	(12,905)	-46%	209,409

Capital expenditure is 45.74% below the Year-to-Date budget projections. Refer to the table on page 29 for the implementation status of the Top 10 Capital Projects.

Table C6: Monthly Budget Statement - Financial Position**WC032 Overstrand - Table C6 Monthly Budget Statement - Financial Position - M03 September**

Description	2022/23	Budget Year 2023/24			
	Audited Outcome	Original Budget	Adjusted Budget	YearTD Actual	Full Year Forecast
R thousands					
ASSETS					
Current assets					
Cash and cash equivalents		516,302	516,302	701,951	516,302
Trade and other receivables from exchange transactions		88,033	88,033	102,531	88,033
Receivables from non-exchange transactions		34,822	34,822	87,304	34,822
Current portion of non-current receivables		-	-	-	-
Inventory		11,054	11,054	8,604	11,054
VAT		1,063	1,063	-	1,063
Other current assets		32,047	32,047	743	32,047
Total current assets		683,321	683,321	901,133	683,321
Non current assets					
Investments		77,846	77,846	69,935	77,846
Investment property		138,346	138,346	137,176	138,346
Property, plant and equipment		3,859,136	3,859,136	3,652,362	3,859,136
Biological assets		-	-	-	-
Living and non-living resources		474	474	542	474
Heritage assets		112,126	112,126	114,055	112,126
Intangible assets		7,909	7,909	8,687	7,909
Trade and other receivables from exchange transactions		-	-	-	-
Non-current receivables from non-exchange transactions		-	-	-	-
Other non-current assets		-	-	-	-
Total non current assets		4,195,837	4,195,837	3,982,756	4,195,837
TOTAL ASSETS		4,879,158	4,879,158	4,883,889	4,879,158
LIABILITIES					
Current liabilities					
Bank overdraft		-	-	-	-
Financial liabilities		50,907	50,907	58,592	50,907
Consumer deposits		65,312	65,312	66,898	65,312
Trade and other payables from exchange transactions		182,222	182,222	40,150	182,222
Trade and other payables from non-exchange transactions		-	-	32,140	-
Provision		42,971	42,971	43,009	42,971
VAT		2,111	2,111	6,814	2,111
Other current liabilities		5,904	5,904	4,596	5,904
Total current liabilities		349,426	349,426	252,201	349,426
Non current liabilities					
Financial liabilities		420,625	420,625	412,345	420,625
Provision		167,099	167,099	173,338	167,099
Long term portion of trade payables		-	-	-	-
Other non-current liabilities		144,013	144,013	119,447	144,013
Total non current liabilities		731,737	731,737	705,130	731,737
TOTAL LIABILITIES		1,081,163	1,081,163	957,331	1,081,163
NET ASSETS		3,797,994	3,797,994	3,926,559	3,797,994
COMMUNITY WEALTH/EQUITY					
Accumulated Surplus/(Deficit)		3,794,766	3,794,766	3,923,331	3,794,766
Reserves and funds		3,229	3,229	3,228	3,229
Other		-	-	-	-
TOTAL COMMUNITY WEALTH/EQUITY		3,797,994	3,797,994	3,926,559	3,797,994

The statement of financial position is in line with expectations for the financial year.

Table C7: Monthly Budget Statement - Cash Flow

WC032 Overstrand - Table C7 Monthly Budget Statement - Cash Flow - M03 September

Description	2022/23	Budget Year 2023/24							
	Audited Outcome	Original Budget	Adjusted Budget	Monthly Actual	YearTD Actual	YearTD Budget	YTD Variance	YTD Variance %	Full Year Forecast
R thousands									
CASH FLOW FROM OPERATING ACTIVITIES									
Receipts									
Property rates		335,688	335,688	26,466	82,958	82,943	15	0%	335,688
Service charges		904,949	904,949	67,833	215,968	215,906	62	0%	904,949
Other revenue		171,788	171,788	12,183	37,523	37,507	16	0%	171,788
Transfers and Subsidies - Operational		184,953	184,953	4,528	80,186	80,186	-		184,953
Transfers and Subsidies - Capital		54,293	54,293	8,437	18,100	18,100	-		54,293
Interest		41,800	41,800	5,699	13,698	13,698	-		41,800
Dividends		-	-	-	-	-	-		-
Payments									
Suppliers and employees		(1,433,760)	(1,433,760)	(131,680)	(362,583)	(362,622)	(39)	0%	(1,433,760)
Interest		(49,658)	(49,658)	(984)	(1,382)	(1,382)	-		(49,658)
Transfers and Subsidies		(16,380)	(16,380)	(2,083)	(4,625)	(4,625)	-		(16,380)
NET CASH FROM/(USED) OPERATING ACTIVITIES		193,672	193,672	(9,600)	79,842	79,711	(132)	0%	193,672
CASH FLOWS FROM INVESTING ACTIVITIES									
Receipts									
Proceeds on disposal of PPE		-	-	-	-	-	-		-
Decrease (increase) in non-current receivables		-	-	-	-	-	-		-
Decrease (increase) in non-current investments		(4,980)	(4,980)	(415)	(1,245)	(1,245)	-		(4,980)
Payments									
Capital assets		(209,409)	(209,409)	(5,754)	(15,307)	(15,307)	-		(209,409)
NET CASH FROM/(USED) INVESTING ACTIVITIES		(214,389)	(214,389)	(6,169)	(16,552)	(16,552)	-		(214,389)
CASH FLOWS FROM FINANCING ACTIVITIES									
Receipts									
Short term loans		-	-	-	-	-	-		-
Borrowing long term/refinancing		50,000	50,000	-	-	-	-		50,000
Increase (decrease) in consumer deposits		22,000	22,000	281	1,095	1,095	-		22,000
Payments									
Repayment of borrowing		(58,245)	(58,245)	(5,420)	(8,969)	(8,969)	-		(58,245)
NET CASH FROM/(USED) FINANCING ACTIVITIES		13,755	13,755	(5,139)	(7,874)	(7,874)	-		13,755
NET INCREASE/ (DECREASE) IN CASH HELD		(6,962)	(6,962)	(20,908)	55,416	55,284			(6,962)
Cash/cash equivalents at beginning:		523,264	523,264		646,535	523,264			646,535
Cash/cash equivalents at month/year end:		516,302	516,302		701,951	578,548			639,573

The municipality started the year with a positive cash balance of R646.5 million. The September closing balance is R701.9 million. Refer to Supporting Table SC9 for more details on the cash position.

Supporting Table SC9: Monthly Budget Statement – Actual & revised targets for cash receipts & cash flows

WC032 Overstrand - Supporting Table SC9 Monthly Budget Statement - actuals and revised targets for cash receipts - Budget

Description	Budget Year 2023/24												2023/24 Medium Term Revenue & Expenditure Framework		
	July Outcome	August Outcome	September Outcome	October Budget	November Budget	December Budget	January Budget	February Budget	March Budget	April Budget	May Budget	June Budget	Budget Year 2023/24	Budget Year +1 2024/25	Budget Year +2 2025/26
R thousands															
Cash Receipts By Source															
Property rates	25,160	31,332	26,466	-	-	-	-	-	-	-	-	-	335,688	357,122	374,992
Service charges - electricity revenue	43,620	49,434	44,790	-	-	-	-	-	-	-	-	-	573,917	642,336	697,438
Service charges - water revenue	10,574	12,837	9,695	-	-	-	-	-	-	-	-	-	144,495	155,699	165,314
Service charges - Waste Water Management	7,405	9,103	6,904	-	-	-	-	-	-	-	-	-	102,728	110,598	117,234
Service charges - Waste Management	6,678	8,484	6,444	-	-	-	-	-	-	-	-	-	83,809	90,042	95,443
Rental of facilities and equipment	303	996	595	-	-	-	-	-	-	-	-	-	6,773	7,124	7,463
Interest earned - external investments	3,684	2,619	4,788	-	-	-	-	-	-	-	-	-	41,800	44,600	47,700
Interest earned - outstanding debtors	781	916	911	-	-	-	-	-	-	-	-	-	-	-	-
Dividends received	-	-	-	-	-	-	-	-	-	-	-	-	-	-	-
Fines, penalties and forfeits	1,598	1,703	1,702	-	-	-	-	-	-	-	-	-	5,165	6,278	7,451
Licences and permits	218	270	212	-	-	-	-	-	-	-	-	-	2,907	3,076	3,255
Agency services	537	799	649	-	-	-	-	-	-	-	-	-	8,319	8,818	9,346
Transfers and Subsidies - Operational	73,216	2,442	4,528	-	-	-	-	-	-	-	-	-	184,953	200,916	213,137
Other revenue	25,505	5,858	9,025	-	-	-	-	-	-	-	-	-	148,625	118,043	124,340
Cash Receipts by Source	199,278	126,791	116,710	-	-	-	-	-	-	-	-	-	1,639,178	1,744,651	1,863,113
Other Cash Flows by Source															
Transfers and subsidies - capital (monetary allocations) (National / Provincial and District)	9,663	(0)	8,437	-	-	-	-	-	-	-	-	-	54,293	40,235	41,222
Transfers and subsidies - capital (monetary allocations) (Nat / Prov Departm Agencies, Households, Non-profit Institutions, Private Enterprises, Public Corporatons, Higher Educ Institutions)	-	-	-	-	-	-	-	-	-	-	-	-	-	-	-
Proceeds on Disposal of Fixed and Intangible Assets	-	-	-	-	-	-	-	-	-	-	-	-	-	-	-
Short term loans	-	-	-	-	-	-	-	-	-	-	-	-	-	-	-
Borrowing long term/financing	-	-	-	-	-	-	-	-	-	-	-	-	50,000	60,000	60,000
Increase (decrease) in consumer deposits	684	130	281	-	-	-	-	-	-	-	-	-	22,000	2,000	2,000
Decrease (increase) in non-current receivables	-	-	-	-	-	-	-	-	-	-	-	-	-	-	-
Decrease (increase) in non-current investments	(415)	(415)	(415)	-	-	-	-	-	-	-	-	-	(4,980)	(4,980)	(4,980)
Total Cash Receipts by Source	209,210	126,505	125,013	-	-	-	-	-	-	-	-	-	1,760,491	1,841,906	1,961,354
Cash Payments by Type															
Employee related costs	32,611	40,484	41,728	-	-	-	-	-	-	-	-	-	525,496	546,711	576,113
Remuneration of councillors	988	1,044	1,623	-	-	-	-	-	-	-	-	-	12,514	13,014	13,540
Interest	20	379	984	-	-	-	-	-	-	-	-	-	49,658	51,817	49,865
Bulk purchases - Electricity	9	48,735	51,439	-	-	-	-	-	-	-	-	-	429,805	484,562	533,019
Acquisitions - water & other inventory	1,085	3,334	1,448	-	-	-	-	-	-	-	-	-	62,499	68,235	66,340
Contracted services	465	17,015	18,580	-	-	-	-	-	-	-	-	-	300,624	323,452	341,534
Transfers and subsidies - other municipalities	-	-	-	-	-	-	-	-	-	-	-	-	-	-	-
Transfers and subsidies - other	1,204	1,339	2,083	-	-	-	-	-	-	-	-	-	16,380	17,143	17,944
Other expenditure	102,470	(4,893)	16,862	-	-	-	-	-	-	-	-	-	102,822	186,065	64,107
Cash Payments by Type	138,852	107,437	134,746	-	-	-	-	-	-	-	-	-	1,499,799	1,690,998	1,662,463
Other Cash Flows/Payments by Type															
Capital assets	519	9,034	5,754	-	-	-	-	-	-	-	-	-	209,409	130,325	164,442
Repayment of borrowing	2,412	1,138	5,420	-	-	-	-	-	-	-	-	-	58,245	50,907	154,740
Other Cash Flows/Payments	-	-	-	-	-	-	-	-	-	-	-	-	-	-	-
Total Cash Payments by Type	141,783	117,608	145,920	-	-	-	-	-	-	-	-	-	1,767,453	1,872,229	1,981,645
NET INCREASE/(DECREASE) IN CASH HELD	67,426	8,897	(20,908)										(6,962)	(30,324)	(20,290)
Cash/cash equivalents at the month/year beginning:	646,535	713,962	722,859	701,951	701,951	701,951	701,951	701,951	701,951	701,951	701,951	701,951	646,535	639,573	609,250
Cash/cash equivalents at the month/year end:	713,962	722,859	701,951	701,951	701,951	701,951	701,951	701,951	701,951	701,951	701,951	701,951	639,573	609,250	588,960

This supporting table gives details of information summarised in Table C7.

PART 2 – SUPPORTING DOCUMENTATION

Debtors' analysis

Supporting Table SC3 Debtors' age analysis

(This table represents the debtors billing system representing the state of all debtors, including payments received in advance)

WC032 Overstrand - Supporting Table SC3 Monthly Budget Statement - aged debtors - Budget

Description	NT Code	Budget Year 2023/24										Actual Bad Debts Written Off against Debtors	Impairment - Bad Debts i.t.o Council Policy
		0-30 Days	31-60 Days	61-90 Days	91-120 Days	121-150 Dys	151-180 Dys	181 Dys-1 Yr	Over 1Yr	Total	Total over 90 days		
R thousands													
Debtors Age Analysis By Income Source													
Trade and Other Receivables from Exchange Transactions - Water	1200	20,371	1,933	1,280	796	606	536	2,075	8,443	36,041	12,457	-	-
Trade and Other Receivables from Exchange Transactions - Electricity	1300	32,838	3,380	2,229	1,041	900	753	2,456	7,298	50,895	12,449	-	-
Receivables from Non-exchange Transactions - Property Rates	1400	30,785	1,846	1,956	526	298	252	1,396	6,819	43,877	9,291	-	-
Receivables from Exchange Transactions - Waste Water Management	1500	12,049	1,263	835	462	419	339	1,437	6,133	22,938	8,791	-	-
Receivables from Exchange Transactions - Waste Management	1600	11,516	1,296	755	440	394	306	1,126	3,507	19,340	5,773	-	-
Receivables from Exchange Transactions - Property Rental Debtors	1700	526	30	64	21	20	19	69	295	1,044	425	-	-
Interest on Arrear Debtor Accounts	1810	193	139	178	133	142	143	916	15,340	17,183	16,674	-	-
Recoverable unauthorised, irregular, fruitless and wasteful expenditure	1820	-	-	-	-	-	-	-	-	-	-	-	-
Other	1900	(12,807)	359	161	185	218	259	1,171	6,776	(3,677)	8,609	-	-
Total By Income Source	2000	95,471	10,245	7,458	3,604	2,997	2,608	10,646	54,612	187,641	74,467	-	-
2022/23 - totals only		78,397	5,058	3,744	2,872	2,309	1,869	9,113	50,176	153,538	66,339	-	-
Debtors Age Analysis By Customer Group													
Organs of State	2200	1,094	847	660	165	43	29	160	1,790	4,786	2,186	-	-
Commercial	2300	10,374	283	125	98	62	51	300	2,133	13,426	2,644	-	-
Households	2400	85,237	9,109	6,672	3,341	2,892	2,527	10,161	50,550	170,488	69,470	-	-
Other	2500	(1,234)	7	2	1	0	1	24	139	(1,059)	166	-	-
Total By Customer Group	2600	95,471	10,245	7,458	3,604	2,997	2,608	10,646	54,612	187,641	74,467	-	-

The debtors' 12-month rolling average payment rate is 96,59% at the end of September 2023.

Summary of Indigent Households

	Indigent Households	Other Households	Total Households	
2023				
July	1,723	35,038	36,761	4.69%
August	2,669	34,124	36,793	7.25%
September	3,332	33,241	36,573	9.11%
October				
November				
December				
2024				
January				
February				
March				
April				
May				
June				

Monthly FBS (Free Basic Services)

Free Basic Water				Free Basic Sanitation			
No. of Indigent (poor) beneficiaries	No. of other beneficiaries (non indigent)	Total beneficiaries	level of Service (e.g. 6 kilolitres per household)	No. of Indigent (poor) beneficiaries	No. of other beneficiaries (non indigent)	Total beneficiaries	level of Service (e.g. VIP toilets)
3332			10KL	3332	0	3332	waterborne
Free Basic Electricity				Free Basic Refuse Removal			
Beneficiaries provided by Eskom	Beneficiaries provided by Municipality	Non-grid energy Beneficiaries	level of Service (e.g. 50 Kwh per household)	No. of Indigent (poor) beneficiaries	No. of other beneficiaries (non indigent)	Total beneficiaries	level of Service (type of subsidy)
43	3289		50kWh	3332	0	3332	Total monthly levy

Summary of Debtors Age Analysis

MONTH	< 30 Days	< 60 Days	< 90 Days	< 120 Days	< 150 Days	<180 Days	<365 Days	>365 Days	Total	Older than 30 Days	Older than 90 days
2022/2023											
June											
May											
April											
March											
February											
January											
December											
November											
October											
September	110,609,040	10,245,320	7,458,195	3,604,091	2,996,769	2,608,223	10,646,137	54,611,641	202,779,415	92,170,376	74,466,861
Augustus	108,810,413	9,717,501	4,140,787	3,287,003	2,823,927	2,376,790	10,178,978	53,321,348	194,656,747	85,846,335	71,988,046
July	111,777,492	5,395,074	3,813,898	3,146,287	2,571,439	2,146,522	9,782,942	51,365,888	189,999,540	78,222,048	69,013,076

Government Debt

Overstrand Municipality as at 30/09/2023	Total Debt	Services	Rates	Other
Department Responsible for the Debt				
NPW 2227	3,373,482	1,122,289	2,224,472	26,722
WCED 2251	691,490	691,490	0	0
OTHER 2255	71,310	71,310	0	0
HEALTH 2252	143,238	91,608	51,370	260
TPW 2256	412,254	-138,086	549,740	601
HUMAN SETTLE 2215	51,287	51,287	0	0
HOUSING 2253	4,893	4,893	0	0
OTHER MUNICIPALITIES 2276	38,391	38,391	0	0
TOTAL OUTSTANDING	4,786,344	1,933,181	2,825,581	27,583

Creditors' analysis

Supporting Table SC4

WC032 Overstrand - Supporting Table SC4 Monthly Budget Statement - aged creditors - Budget

Description	NT Code	Budget Year 2023/24									Prior year totals for chart (same period)
		0 - 30 Days	31 - 60 Days	61 - 90 Days	91 - 120 Days	121 - 150 Days	151 - 180 Days	181 Days - 1 Year	Over 1 Year	Total	
Creditors Age Analysis By Customer Type											
Bulk Electricity	0100	-	-	-	-	-	-	-	-	-	-
Bulk Water	0200	-	-	-	-	-	-	-	-	-	-
PAYE deductions	0300	6,484	-	-	-	-	-	-	-	6,484	5,315
VAT (output less input)	0400	-	-	-	-	-	-	-	-	-	-
Pensions / Retirement deductions	0500	-	-	-	-	-	-	-	-	-	-
Loan repayments	0600	-	-	-	-	-	-	-	-	-	-
Trade Creditors	0700	-	-	-	-	-	-	-	-	-	-
Auditor General	0800	-	-	-	-	-	-	-	-	-	-
Other	0900	-	-	-	-	-	-	-	-	-	-
Total By Customer Type	1000	6,484	-	-	-	-	-	-	-	6,484	5,315

Supporting Table SC4 reflects current creditors at the end of September 2023.

The payment of creditors is within requirements of the MFMA.

Investment portfolio analysis Supporting Table SC5

WC032 Overstrand - Supporting Table SC5 Monthly Budget Statement - investment portfolio - Budget

Investments by maturity Name of institution & investment ID	Period of Investment	Type of Investment	Capital Guarantee (Yes/ No)	Variable or Fixed interest rate	Interest Rate %	Commissi on Paid (Rands)	Commis sion Recipie nt	Expiry date of investment	Opening balance	Interest to be realised	Partial / Premature Withdrawal (4)	Investment Top Up	Closing Balance
R thousands	Yrs/Months												
Municipality													
LIBERTY 15934476	15 YEARS	Policy	Yes	Yes	No	No	No	01/09/2025	22,908	46		125	23,079
LIBERTY 21196964	14 YEARS	Policy	Yes	Yes	No	No	No	30/06/2025	41,289	31		260	41,579
MOMENTUM MP 3853776	14 YEARS	Policy	Yes	Yes	No	No	No	01/07/2026	5,404	(157)		30	5,276
ABSA 9331734880	DEP PLUS	DEP PLUS	Yes	Yes	Yes	No	No		17,310	110	-113917.61		17,306
ABSA 2080877994	92 days	FIXED DEP	Yes	No	Yes	No	No	26/09/2023	100,000	2,384	-102384438.4		-
Standard Bank 288434005-035	91 days	FIXED DEP	Yes	No	Yes	No	No	30/10/2023	100,000				100,000
Nedbank 03/7881534451 ref. 275	184 days	FIXED DEP	Yes	No	Yes	No	No	31/01/2024	100,000				100,000
ABSA 2081186184	184 days	FIXED DEP	Yes	No	Yes	No	No	31/01/2024	100,000				100,000
													-
Municipality sub-total									486,911	2,414		415	387,241
TOTAL INVESTMENTS AND INTEREST									486,911	2,414		415	387,241

Surplus cash not immediately required is invested in call and monthly deposits.

Long-term investments relate to the sinking fund investments. These investments at maturity are intended to redeem a capital loan of R100m in 2026. The three investments comply with legislative prescriptions (investment instruments).

The performance of these investments was severely impacted by COVID with the temporary financial market collapse in March 2020. The relative instability of the financial markets since then is still hampering the trajectory of the values up to maturity.

This matter was considered at the time by the executive mayor, accounting officer and chief financial officer, as well as subsequently, with the outcome, a conservative approach in remaining with the initial investment as a proven strategy during turbulent market cycles. In the instance of any severe market fluctuations possibly negatively impacting on the maturity value of the contract investments, the necessary recommendation will be tabled in Council with the draft budget for the 2025/2026 MTREF to ensure full settlement of the redemption.

Allocation and grant receipts and expenditure

Supporting Table SC6 – Grant receipts

WC032 Overstrand - Supporting Table SC6 Monthly Budget Statement - transfers and grant receipts - Budget

Description	2022/23	Budget Year 2023/24							
	Audited Outcome	Original Budget	Adjusted Budget	Monthly Actual	YearTD Actual	YearTD Budget	YTD Variance	YTD Variance %	Full Year Forecast
R thousands									
RECEIPTS:									
Operating Transfers and Grants									
National Government:	-	167,902	167,902	1,652	69,900	69,900	-		167,902
Operational Revenue:General Revenue:Equitable Share	-	157,935	157,935		65,806	65,806	-		157,935
Energy Efficiency and Demand-side [Schedule 5B]		4,200	4,200	1,000	1,000	1,000	-		4,200
Expanded Public Works Programme Integrated Grant for Municipalities [Schedule 5B]		3,565	3,565		892	892	-		3,565
Local Government Financial Management Grant [Schedule 5B]		1,550	1,550		1,550	1,550	-		1,550
Municipal Infrastructure Grant [Schedule 5B]		652	652	652	652	652	-		652
Provincial Government:	-	87,519	87,519	13,304	28,529	28,529	-		87,519
Title Deeds Restoration Grant	-	766	766	-	-	-	-		766
Community Library Services Grant		8,399	8,399	2,800	2,800	2,800	-		8,399
Resource funding for the establish & support of K9 Unit		3,345	3,345		3,345	3,345	-		3,345
CDW		76	76	76	76	76	-		76
Maintenance & Construction of Transport Infrastructure		400	400	-	-	-	-		400
Resourcing Funding for establishment of Law Enforcement Rural Safety Unit		4,065	4,065		4,065	4,065	-		4,065
Human Settlements Dev & Informal Settlement Upgrading Partnership Grant	-	70,468	70,468	10,428	18,243	18,243	-		70,468
District Municipality:	-	-	-	-	-	-	-		-
Other grant providers:	-	-	-	-	-	-	-		-
Total Operating Transfers and Grants	-	255,421	255,421	14,956	98,429	98,429	-		255,421
Capital Transfers and Grants									
National Government:	-	54,293	54,293	8,437	18,100	18,100	-		54,293
Integrated National Electrification Programme (Municipal Grant) [Schedule 5B]		24,380	24,380		8,000	8,000	-		24,380
Municipal Infrastructure Grant [Schedule 5B]		24,913	24,913	8,437	9,600	9,600	-		24,913
Water Services Infrastructure Grant [Schedule 5B]		5,000	5,000		500	500	-		5,000
Provincial Government:		41,890	41,890	-	-	-	-		41,890
Human Settlements Dev & Informal Settlement Upgrading Partnership Grant	-	41,890	41,890	-	-	-	-		41,890
Specify (Add grant description)	-	-	-	-	-	-	-		-
Specify (Add grant description)	-	-	-	-	-	-	-		-
District Municipality:	-	-	-	-	-	-	-		-
Other grant providers:	-	-	-	-	-	-	-		-
Total Capital Transfers and Grants		96,183	96,183	8,437	18,100	18,100	-		96,183
TOTAL RECEIPTS OF TRANSFERS & GRANTS		351,604	351,604	23,393	116,529	116,529	-		351,604

Grant receipts are monitored according to the payment schedules. Year to date actuals only reflects actual receipts for 2023/2024.

No notifications received from project managers of any funds withheld.

Supporting Table SC7(1) – Grant expenditure

WC032 Overstrand - Supporting Table SC7(1) Monthly Budget Statement - transfers and grant expenditure - Budget

Description	2022/23	Budget Year 2023/24							
	Audited Outcome	Original Budget	Adjusted Budget	Monthly Actual	YearTD Actual	YearTD Budget	YTD Variance	YTD Variance %	Full Year Forecast
R thousands									
EXPENDITURE									
Operating expenditure of Transfers and Grants									
National Government:	-	9,967	9,967	371	886	886	-		9,967
Operational Revenue: General Revenue: Equitable Share	-	-	-	-	-	-	-		-
Energy Efficiency and Demand-side [Schedule 5B]	-	4,200	4,200	-	-	-	-		4,200
Expanded Public Works Programme Integrated Grant for Municipalities [Schedule 5B]	-	3,565	3,565	287	686	686	-		3,565
Agriculture, Conservation and Environmental	-	-	-	-	-	-	-		-
Local Government Financial Management Grant [Schedule 5B]	-	1,550	1,550	8	25	25	-		1,550
Health Hygiene in Informal Settlements	-	-	-	-	-	-	-		-
Municipal Infrastructure Grant [Schedule 5B]	-	652	652	75	174	174	-		652
Provincial Government:	-	87,519	87,519	11,247	16,532	16,532	-		87,519
Title Deeds Restoration Grant	-	766	766	2	4	4	-		766
Community Library Services Grant	-	8,399	8,399	646	1,933	1,933	-		8,399
Resource funding for the establish & support of K9 Unit	-	3,345	3,345	701	1,063	1,063	-		3,345
CDW	-	76	76	-	-	-	-		76
Maintenance & Construction of Transport Infrastructure	-	400	400	-	-	-	-		400
Resourcing Funding for establishment of Law Enforcement Rural Safety Unit	-	4,065	4,065	158	1,039	1,039	-		4,065
Human Settlements Dev & Informal Settlement Upgrading Partnership Grant	-	70,468	70,468	9,739	12,493	12,493	-		70,468
District Municipality:	-	-	-	-	-	-	-		-
Specify (Add grant description)	-	-	-	-	-	-	-		-
Specify (Add grant description)	-	-	-	-	-	-	-		-
Specify (Add grant description)	-	-	-	-	-	-	-		-
Other grant providers:	-	-	-	-	-	-	-		-
Total operating expenditure of Transfers and Grants:	-	97,486	97,486	11,618	17,418	17,418	-		97,486
Capital expenditure of Transfers and Grants									
National Government:	-	54,293	54,293	366	1,355	1,355	-		54,293
Integrated National Electrification Programme (Municipal Grant) [Schedule 5B]	-	24,380	24,380	366	775	775	-		24,380
Municipal Infrastructure Grant [Schedule 5B]	-	24,913	24,913	-	580	580	-		24,913
Water Services Infrastructure Grant [Schedule 5B]	-	5,000	5,000	-	-	-	-		5,000
Provincial Government:	-	41,890	41,890	-	-	-	-		41,890
Human Settlements Dev & Informal Settlement Upgrading Partnership Grant	-	41,890	41,890	-	-	-	-		41,890
Specify (Add grant description)	-	-	-	-	-	-	-		-
District Municipality:	-	-	-	-	-	-	-		-
Other grant providers:	-	-	-	-	-	-	-		-
Total capital expenditure of Transfers and Grants	-	96,183	96,183	366	1,355	1,355	-		96,183
TOTAL EXPENDITURE OF TRANSFERS AND GRANTS	-	193,669	193,669	11,984	18,773	18,773	-		193,669

Grant expenditure is monitored against grant receipts.

Supporting Table SC7(2) – Expenditure against approved rollovers

WC032 Overstrand - Supporting Table SC7(2) Monthly Budget Statement - Expenditure against approved rollovers - Budget

Description	Budget Year 2023/24				
	Approved Rollover 2022/23	Monthly Actual	YearTD Actual	YTD Variance	YTD Variance %
R thousands					
EXPENDITURE					
Operating expenditure of Approved Roll-overs					
National Government:	-	-	-	-	-
Operational Revenue:General Revenue:Equitable Share	-	-	-	-	-
Operational:Revenue:General Revenue:Fuel Levy	-	-	-	-	-
Energy Efficiency and Demand-side [Schedule 5B]	-	-	-	-	-
Expanded Public Works Programme Integrated Grant for Municipalities [Schedule 5B]	-	-	-	-	-
Local Government Financial Management Grant [Schedule 5B]	-	-	-	-	-
Mitchell's Plain Urban Renewal	-	-	-	-	-
Municipal Demarcation and Transition Grant [Schedule 5B]	-	-	-	-	-
Municipal Disaster Grant [Schedule 5B]	-	-	-	-	-
Municipal Human Settlement Capacity Grant [Schedule 5B]	-	-	-	-	-
Municipal Systems Improvement Grant	-	-	-	-	-
Natural Resource Management Project	-	-	-	-	-
Neighbourhood Development Partnership Grant	-	-	-	-	-
Operation Clean Audit	-	-	-	-	-
Municipal Disaster Recovery Grant	-	-	-	-	-
Public Service Improvement Facility	-	-	-	-	-
Public Transport Network Operations Grant [Schedule 5B]	-	-	-	-	-
Restructuring - Seed Funding	-	-	-	-	-
Revenue Enhancement Grant Debtors Book	-	-	-	-	-
Rural Road Asset Management Systems Grant	-	-	-	-	-
Sport and Recreation	-	-	-	-	-
Terrestrial Invasive Alien Plants	-	-	-	-	-
Water Services Operating Subsidy Grant [Schedule 5B]	-	-	-	-	-
Health Hygiene in Informal Settlements	-	-	-	-	-
Municipal Infrastructure Grant [Schedule 5B]	-	-	-	-	-
Water Services Infrastructure Grant	-	-	-	-	-
Provincial Government:	-	-	-	-	-
Specify (Add grant description)	-	-	-	-	-
Specify (Add grant description)	-	-	-	-	-
Specify (Add grant description)	-	-	-	-	-
District Municipality:	-	-	-	-	-
Specify (Add grant description)	-	-	-	-	-
Specify (Add grant description)	-	-	-	-	-
Specify (Add grant description)	-	-	-	-	-
Other grant providers:	-	-	-	-	-
Departmental Agencies and Accounts	-	-	-	-	-
Foreign Government and International Organisations	-	-	-	-	-
Households	-	-	-	-	-
Non-profit Institutions	-	-	-	-	-
Private Enterprises	-	-	-	-	-
Public Corporations	-	-	-	-	-
Higher Educational Institutions	-	-	-	-	-
Parent Municipality / Entity	-	-	-	-	-
Total operating expenditure of Approved Roll-overs	-	-	-	-	-
Capital expenditure of Approved Roll-overs					
National Government:	-	-	-	-	-
Integrated National Electrification Programme (Municipal Grant) [Schedule 5B]	-	-	-	-	-
Municipal Infrastructure Grant [Schedule 5B]	-	-	-	-	-
Municipal Water Infrastructure Grant [Schedule 5B]	-	-	-	-	-
Neighbourhood Development Partnership Grant [Schedule 5B]	-	-	-	-	-
Public Transport Infrastructure Grant [Schedule 5B]	-	-	-	-	-
Rural Household Infrastructure Grant [Schedule 5B]	-	-	-	-	-
Rural Road Asset Management Systems Grant [Schedule 5B]	-	-	-	-	-
Urban Settlement Development Grant [Schedule 4B]	-	-	-	-	-
Municipal Human Settlement	-	-	-	-	-
Community Library	-	-	-	-	-
Integrated City Development Grant [Schedule 4B]	-	-	-	-	-
Municipal Disaster Recovery Grant [Schedule 4B]	-	-	-	-	-
Energy Efficiency and Demand Side Management Grant	-	-	-	-	-
Khayelitsha Urban Renewal	-	-	-	-	-
Local Government Financial Management Grant [Schedule 5B]	-	-	-	-	-
Provincial Government:	-	-	-	-	-
Specify (Add grant description)	-	-	-	-	-
Specify (Add grant description)	-	-	-	-	-
Specify (Add grant description)	-	-	-	-	-
District Municipality:	-	-	-	-	-
Specify (Add grant description)	-	-	-	-	-
Specify (Add grant description)	-	-	-	-	-
Specify (Add grant description)	-	-	-	-	-
Other grant providers:	-	-	-	-	-
Departmental Agencies and Accounts	-	-	-	-	-
Foreign Government and International Organisations	-	-	-	-	-
Households	-	-	-	-	-
Non-Profit Institutions	-	-	-	-	-
Private Enterprises	-	-	-	-	-
Public Corporations	-	-	-	-	-
Higher Educational Institutions	-	-	-	-	-
Parent Municipality / Entity	-	-	-	-	-
Transfer from Operational Revenue	-	-	-	-	-
Total capital expenditure of Approved Roll-overs	-	-	-	-	-
TOTAL EXPENDITURE OF APPROVED ROLL-OVERS	-	-	-	-	-

A roll-over application was submitted to Provincial and National Treasury in August 2023 for unspent grant funds.

Expenditure on councillor allowances and employee benefits

Supporting Table SC8

WC032 Overstrand - Supporting Table SC8 Monthly Budget Statement - councillor and staff benefits - Budget

Summary of Employee and Councillor remuneration	2022/23	Budget Year 2023/24							
	Audited Outcome	Original Budget	Adjusted Budget	Monthly Actual	YearTD Actual	YearTD Budget	YTD Variance	YTD Variance %	Full Year Forecast
R thousands	A	B	C						D
Councillors (Political Office Bearers plus Other)									
Basic Salaries and Wages		11,360	11,360	1,436	3,268	3,503	(234)	-7%	11,360
Pension and UIF Contributions		-	-	-	-	-	-	-	-
Medical Aid Contributions		-	-	-	-	-	-	-	-
Motor Vehicle Allowance		-	-	-	-	-	-	-	-
Cellphone Allowance		1,154	1,154	187	387	356	31	9%	1,154
Housing Allowances		-	-	-	-	-	-	-	-
Other benefits and allowances		-	-	-	-	-	-	-	-
Sub Total - Councillors		12,514	12,514	1,623	3,655	3,858	(203)	-5%	12,514
Senior Managers of the Municipality									
Basic Salaries and Wages		13,498	13,498	939	2,827	3,375	(548)	-16%	13,498
Pension and UIF Contributions		-	-	-	-	-	-	-	-
Medical Aid Contributions		-	-	-	-	-	-	-	-
Overtime		-	-	-	-	-	-	-	-
Performance Bonus		101	101	-	-	25	(25)	-100%	101
Motor Vehicle Allowance		-	-	-	-	-	-	-	-
Cellphone Allowance		194	194	15	44	48	(4)	-9%	194
Housing Allowances		-	-	-	-	-	-	-	-
Other benefits and allowances		-	-	-	-	-	-	-	-
Payments in lieu of leave		-	-	-	-	-	-	-	-
Long service awards		-	-	-	-	-	-	-	-
Post-retirement benefit obligations		-	-	-	-	-	-	-	-
Entertainment		-	-	-	-	-	-	-	-
Scarcity		-	-	-	-	-	-	-	-
Acting and post related allowance		-	-	-	-	-	-	-	-
In kind benefits		-	-	-	-	-	-	-	-
Sub Total - Senior Managers of Municipality		13,793	13,793	954	2,871	3,448	(577)	-17%	13,793
Other Municipal Staff									
Basic Salaries and Wages		318,415	327,791	25,188	73,817	74,807	(990)	-1%	327,807
Pension and UIF Contributions		55,933	56,403	4,230	12,624	12,644	(20)	0%	56,403
Medical Aid Contributions		18,074	18,197	1,377	4,119	4,141	(22)	-1%	18,197
Overtime		47,990	48,005	6,606	11,598	11,641	(43)	0%	48,005
Performance Bonus		520	520	43	130	134	(4)	-3%	520
Motor Vehicle Allowance		8,869	8,939	663	1,963	2,004	(41)	-2%	8,939
Cellphone Allowance		2,299	2,367	182	516	531	(14)	-3%	2,367
Housing Allowances		1,985	1,985	153	460	480	(20)	-4%	1,985
Other benefits and allowances		44,226	44,638	1,572	4,603	4,799	(196)	-4%	44,622
Payments in lieu of leave		-	-	-	-	-	-	-	-
Long service awards		-	-	-	-	-	-	-	-
Post-retirement benefit obligations		25,807	25,807	2,151	6,452	6,452	-	-	25,807
Entertainment		-	-	-	-	-	-	-	-
Scarcity		-	-	-	-	-	-	-	-
Acting and post related allowance		-	-	-	-	-	-	-	-
In kind benefits		-	-	-	-	-	-	-	-
Sub Total - Other Municipal Staff		524,118	534,651	42,165	116,281	117,631	(1,350)	-1%	534,651
% increase		0.0%	0.0%						0.0%
Total Parent Municipality		550,425	560,958	44,742	122,807	124,938	(2,131)	-2%	560,958
TOTAL SALARY, ALLOWANCES & BENEFITS		550,425	560,958	44,742	122,807	124,938	(2,131)	-2%	560,958
TOTAL MANAGERS AND STAFF		537,911	548,444	43,119	119,152	121,080	(1,928)	-2%	548,444

SDBIP

The results of the SDBIP for the first quarter ended 30 September 2023 is included as Appendix 1 to this report.

Financial Performance

Supporting Table SC2

WC032 Overstrand - Supporting Table SC2 Monthly Budget Statement - performance indicators - Budget

Description of financial indicator	Basis of calculation	2022/23	Budget Year 2023/24			
		Audited Outcome	Original Budget	Adjusted Budget	YearTD Actual	Full Year Forecast
<u>Borrowing Management</u>						
Capital Charges to Operating Expenditure	Interest & principal paid/Operating Expenditure	0.0%	11.4%	11.4%	0.4%	3.6%
Borrowed funding of 'own' capital expenditure	Borrowings/Capital expenditure excl. transfers and grants	0.0%	45.5%	45.5%	74.5%	45.5%
<u>Safety of Capital</u>						
Debt to Equity	Loans, Accounts Payable, Overdraft & Tax Provision/ Funds & Reserves	0.0%	17.2%	17.2%	13.0%	17.2%
Gearing	Long Term Borrowing/ Funds & Reserves	0.0%	13028.5%	13028.5%	12774.6%	13028.5%
<u>Liquidity</u>						
Current Ratio	Current assets/current liabilities	0.0%	195.6%	195.6%	357.3%	195.6%
Liquidity Ratio	Monetary Assets/Current Liabilities	0.0%	0.0%	0.0%	0.0%	0.0%
<u>Revenue Management</u>						
Annual Debtors Collection Rate (Payment Level %)	Last 12 Mths Receipts/ Last 12 Mths Billing					
Outstanding Debtors to Revenue	Total Outstanding Debtors to Annual Revenue	0.0%	7.3%	7.3%	42.9%	7.3%
Longstanding Debtors Recovered	Debtors > 12 Mths Recovered/Total Debtors > 12 Months Old	0.0%	0.0%	0.0%	0.0%	0.0%
<u>Creditors Management</u>						
Creditors System Efficiency	% of Creditors Paid Within Terms (within MFMA s 65(e))		100.0%	100.0%	Annual Indicator	100.0%
<u>Funding of Provisions</u>						
Percentage Of Provisions Not Funded	Unfunded Provisions/Total Provisions					
<u>Other Indicators</u>						
Electricity Distribution Losses	% Volume (units purchased and generated less units sold)/units purchased and generated		6.0%	6.0%	Annual Indicator	6.0%
Water Distribution Losses	% Volume (units purchased and own source less units sold)/Total units purchased and own source		24.0%	24.0%	Annual Indicator	24.0%
Employee costs	Employee costs/Total Revenue - capital revenue	0.0%	32.1%	32.7%	26.9%	32.7%
Repairs & Maintenance	R&M/Total Revenue - capital revenue	0.0%	0.0%	0.0%	0.0%	0.0%
Interest & Depreciation	I&D/Total Revenue - capital revenue	0.0%	11.9%	11.9%	0.3%	3.7%
<u>IDP regulation financial viability indicators</u>						
i. Debt coverage	(Total Operating Revenue - Operating Grants)/Debt service payments due within financial year)		1.4	1.4	Annual Indicator	1.4
ii. O/S Service Debtors to Revenue	Total outstanding service debtors/annual revenue received for services		4.3%	4.3%	Annual Indicator	4.3%
iii. Cost coverage	(Available cash + Investments)/monthly fixed operational expenditure		3.7	3.7	Annual Indicator	3.7

Capital programme performance

Supporting Table SC12

WC032 Overstrand - Supporting Table SC12 Monthly Budget Statement - capital expenditure trend - Budget

Month	2022/23	Budget Year 2023/24							
	Audited Outcome	Original Budget	Adjusted Budget	Monthly Actual	YearTD Actual	YearTD Budget	YTD Variance	YTD Variance %	% spend of Original Budget
R thousands									
<u>Monthly expenditure performance trend</u>									
July		740	740	519	519	740	221	29.8%	0%
August		640	640	9,034	9,553	1,381	(8,172)	-591.9%	5%
September		27,572	27,572	5,754	15,307	28,212	12,905	45.7%	7%
October		4,445	4,445	-					
November		5,190	5,190	-					
December		48,144	48,144	-					
January		4,160	4,160	-					
February		15,640	15,640	-					
March		30,627	30,627	-					
April		12,360	12,360	-					
May		9,585	9,585	-					
June		50,303	50,303	-					
Total Capital expenditure	-	209,409	209,409	15,307					

Top 10 Capital Projects

umb	Local Area	Ward	Project description	Original Budget R'000	Adjusted budget R'000	YTD Expenditure R'000	Status of the project	At what stage is each project currently	Any challenges identified that is resulting in delays?	What measures are in place to remedy the existing challenges.
1	Overstrand	Overstrand	LCH SERVICES CONSTRUCTION CONTRACTS	41,890,000	41,890,000		Kleinmond IRDP - Planning in Progress; Overhills UISP - Planning in Progress, Schulphoek UISP - IA appointed, Masakhane UISP (Services & Wetcores) - Contractor on Site	Kleinmond IRDP - Planning Phase; Overhills UISP - Planning Phase, Schulphoek UISP - Planning Phase, Masakhane UISP (Services & Wetcores) - Construction Phase	N/A	N/A
2	Kleinmond	Multi-ward Kleinmond Area	KLEINMOND WWTW REFURBISH UPGRADE	32,086,958	32,086,958	4,631,145	Under construction.	Construction stage (Contract SC 2318/2022)	Wet site conditions and high water table. Severe flooding in the area by the end of September caused damage to the existing reactor, and overflowed into the new reactor still under construction.	The contractor was instructed to immediately implement an emergency repair plan, which will result in additional time and costs to be incurred on the
3	Overstrand	Overstrand	ELECTRIFICATION OF LOW COST HOUSING AREAS	27,380,000	27,380,000	775,325	Work in progress.	Construction	None	None
4	Gansbaai	Multi-ward Gb Area	FKRAAL KBAAI BHEAD NEW 66 11KV SUBSTATION	21,415,289	21,415,289	4,170,780	Work in progress.	Construction	None	None
5	Overstrand	Overstrand	REPLACEMENT OF OVERSTRAND WATER PIPES	11,450,000	11,450,000	2,083,540	(1) Under construction (2) Planning of next phase	(1) Construction (Contract SC 2319/2022) (2) Planning stage for next phase	None to date	N/A
6	Proteadorp	Ward 09	UPGRADE STORMWATER INFRASTRUCTURE- PROTEADORP, MOUNTAIN VIEW, EXT 6 & OVERHILLS	10,458,390	10,458,390	269,751	Contractor appointed 29/09/2023.	Contractor appointed 29/09/2023.	N/A	N/A
7	Overstrand	Overstrand	NEW DISINFECTION SYSTEMS AT WASTEWATER TREATMENT	7,000,000	7,000,000	-	Planning phase commenced.	Planning commenced.	Delayed award of Contract SC2296/2023.	Consulting engineer was appointed and initial planning meeting and site visits were done.
8	Hermanus	Multi-ward Hermanus Area	UPGRADE HERMANUS WELL	7,000,000	7,000,000	-	Planning phase.	Planning stage.	(1) An appeal was submitted on the environmental authorization issued by DEADP; (2) Water use license process in progress with BOCMA	(1) DEADP still to decide on appeal; (2) Site visit done with BOCMA in July. Awaiting their response.
9	Hermanus	Ward 03	HERMANUS MV LV UPGRADE REPLACEMENT	5,200,000	5,200,000	-	Tender for project to be submitted to SCM for Specification meeting	Tender for project to be submitted to SCM for Specification meeting.	N/A	N/A
10	Overstrand	Overstrand	UPGRADING OF PUMPSTATIONS & RISING MAINS	4,800,000	4,800,000	-	Planning phase.	Planning stage.	None to date	N/A
Totals				168,680,637	168,680,637	11,930,540				

Low costing housing services:
Construction Contracts & Land

Due to change in accounting treatment of construction contracts relating to housing.

Supporting Table SC13a

WC032 Overstrand - Supporting Table SC13a Monthly Budget Statement - capital expenditure on new assets by asset class - Budget

Description	2022/23	Budget Year 2023/24							
	Audited Outcome	Original Budget	Adjusted Budget	Monthly Actual	YearTD Actual	YearTD Budget	YTD Variance	YTD Variance %	Full Year Forecast
R thousands									
Capital expenditure on new assets by Asset Class/Sub-class									
Infrastructure	-	85,007	85,007	1,483	5,526	12,396	(6,870)	-55.4%	85,007
Roads Infrastructure	-	4,640	4,640	-	310	111	199	178.8%	4,640
Roads	-	4,640	4,640	-	310	111	199	178.8%	4,640
Storm water Infrastructure	-	12,358	12,358	-	270	86	184	214.3%	12,358
Drainage Collection	-	-	-	-	-	-	-	-	-
Storm water Conveyance	-	12,358	12,358	-	270	86	184	214.3%	12,358
Attenuation	-	-	-	-	-	-	-	-	-
Electrical Infrastructure	-	48,795	48,795	1,483	4,946	12,199	(7,253)	-59.5%	48,795
MV Substations	-	21,415	21,415	1,117	4,171	5,354	(1,183)	-22.1%	21,415
MV Switching Stations	-	-	-	-	-	-	-	-	-
MV Networks	-	27,380	27,380	366	775	6,845	(6,070)	-88.7%	27,380
Water Supply Infrastructure	-	11,313	11,313	-	-	-	-	-	11,313
Dams and Weirs	-	-	-	-	-	-	-	-	-
Boreholes	-	7,000	7,000	-	-	-	-	-	7,000
Reservoirs	-	360	360	-	-	-	-	-	360
Pump Stations	-	-	-	-	-	-	-	-	-
Water Treatment Works	-	3,000	3,000	-	-	-	-	-	3,000
Bulk Mains	-	-	-	-	-	-	-	-	-
Distribution	-	953	953	-	-	-	-	-	953
Sanitation Infrastructure	-	7,500	7,500	-	-	-	-	-	7,500
Waste Water Treatment Works	-	7,500	7,500	-	-	-	-	-	7,500
Solid Waste Infrastructure	-	400	400	-	-	-	-	-	400
Landfill Sites	-	-	-	-	-	-	-	-	-
Waste Transfer Stations	-	400	400	-	-	-	-	-	400
Community Assets	-	7,352	7,352	-	-	-	-	-	7,352
Community Facilities	-	6,213	6,213	-	-	-	-	-	6,213
Public Open Space	-	5,618	5,618	-	-	-	-	-	5,618
Nature Reserves	-	-	-	-	-	-	-	-	-
Public Ablution Facilities	-	595	595	-	-	-	-	-	595
Sport and Recreation Facilities	-	1,139	1,139	-	-	-	-	-	1,139
Indoor Facilities	-	-	-	-	-	-	-	-	-
Outdoor Facilities	-	1,139	1,139	-	-	-	-	-	1,139
Capital Spares	-	-	-	-	-	-	-	-	-
Heritage assets	-	-	-	-	-	-	-	-	-
Investment properties	-	-	-	-	-	-	-	-	-
Other assets	-	41,990	41,990	-	-	-	-	-	41,990
Operational Buildings	-	100	100	-	-	-	-	-	100
Municipal Offices	-	100	100	-	-	-	-	-	100
Pay/Enquiry Points	-	-	-	-	-	-	-	-	-
Building Plan Offices	-	-	-	-	-	-	-	-	-
Workshops	-	-	-	-	-	-	-	-	-
Yards	-	-	-	-	-	-	-	-	-
Stores	-	-	-	-	-	-	-	-	-
Laboratories	-	-	-	-	-	-	-	-	-
Training Centres	-	-	-	-	-	-	-	-	-
Manufacturing Plant	-	-	-	-	-	-	-	-	-
Depots	-	-	-	-	-	-	-	-	-
Capital Spares	-	-	-	-	-	-	-	-	-
Housing	-	41,890	41,890	-	-	-	-	-	41,890
Social Housing	-	41,890	41,890	-	-	-	-	-	41,890
Biological or Cultivated Assets	-	-	-	-	-	-	-	-	-
Intangible Assets	-	-	-	-	-	-	-	-	-
Computer Equipment	-	4,000	4,000	173	1,924	1,000	924	92.4%	4,000
Computer Equipment	-	4,000	4,000	173	1,924	1,000	924	92.4%	4,000
Furniture and Office Equipment	-	765	765	16	21	191	(170)	-89.1%	765
Furniture and Office Equipment	-	765	765	16	21	191	(170)	-89.1%	765
Machinery and Equipment	-	1,335	1,335	-	600	73	527	727.6%	1,335
Machinery and Equipment	-	1,335	1,335	-	600	73	527	727.6%	1,335
Transport Assets	-	-	-	-	-	-	-	-	-
Land	-	-	-	-	-	-	-	-	-
Zoo's, Marine and Non-biological Animals	-	-	-	-	-	-	-	-	-
Living resources	-	-	-	-	-	-	-	-	-
Total Capital Expenditure on new assets	-	140,449	140,449	1,672	8,072	13,660	5,588	40.9%	140,449

Supporting Table SC13b

WC032 Overstrand - Supporting Table SC13b Monthly Budget Statement - capital expenditure on renewal of existing assets by asset class - Budget									
Description	2022/23	Budget Year 2023/24							
	Audited Outcome	Original Budget	Adjusted Budget	Monthly Actual	YearTD Actual	YearTD Budget	YTD Variance	YTD Variance %	Full Year Forecast
R thousands									
Capital expenditure on renewal of existing assets by Asset Class/Sub-class									
Infrastructure	-	16,300	16,300	1,472	2,603	4,140	(1,537)	-37.1%	16,300
Roads Infrastructure	-	-	-	-	-	-	-	-	-
Storm water Infrastructure	-	-	-	-	-	-	-	-	-
Electrical Infrastructure	-	1,500	1,500	-	519	740	(221)	-29.8%	1,500
<i>MV Switching Stations</i>	-	1,500	1,500	-	519	740	(221)	-29.8%	1,500
Water Supply Infrastructure	-	14,100	14,100	1,472	2,084	3,400	(1,316)	-38.7%	14,100
<i>Pump Stations</i>	-	500	500	-	-	-	-	-	500
<i>Distribution</i>	-	13,600	13,600	1,472	2,084	3,400	(1,316)	-38.7%	13,600
Sanitation Infrastructure	-	700	700	-	-	-	-	-	700
<i>Pump Station</i>	-	700	700	-	-	-	-	-	700
Solid Waste Infrastructure	-	-	-	-	-	-	-	-	-
Community Assets	-	-	-	-	-	-	-	-	-
Community Facilities	-	-	-	-	-	-	-	-	-
<i>Halls</i>	-	-	-	-	-	-	-	-	-
<i>Centres</i>	-	-	-	-	-	-	-	-	-
<i>Crèches</i>	-	-	-	-	-	-	-	-	-
<i>Clinics/Care Centres</i>	-	-	-	-	-	-	-	-	-
<i>Fire/Ambulance Stations</i>	-	-	-	-	-	-	-	-	-
<i>Testing Stations</i>	-	-	-	-	-	-	-	-	-
<i>Museums</i>	-	-	-	-	-	-	-	-	-
<i>Galleries</i>	-	-	-	-	-	-	-	-	-
<i>Theatres</i>	-	-	-	-	-	-	-	-	-
<i>Libraries</i>	-	-	-	-	-	-	-	-	-
<i>Cemeteries/Crematoria</i>	-	-	-	-	-	-	-	-	-
<i>Police</i>	-	-	-	-	-	-	-	-	-
<i>Parks</i>	-	-	-	-	-	-	-	-	-
<i>Public Open Space</i>	-	-	-	-	-	-	-	-	-
<i>Nature Reserves</i>	-	-	-	-	-	-	-	-	-
<i>Public Ablution Facilities</i>	-	-	-	-	-	-	-	-	-
<i>Markets</i>	-	-	-	-	-	-	-	-	-
<i>Stalls</i>	-	-	-	-	-	-	-	-	-
<i>Abattoirs</i>	-	-	-	-	-	-	-	-	-
<i>Airports</i>	-	-	-	-	-	-	-	-	-
<i>Taxi Ranks/Bus Terminals</i>	-	-	-	-	-	-	-	-	-
<i>Capital Spares</i>	-	-	-	-	-	-	-	-	-
Sport and Recreation Facilities	-	-	-	-	-	-	-	-	-
Heritage assets	-	-	-	-	-	-	-	-	-
Investment properties	-	-	-	-	-	-	-	-	-
Other assets	-	-	-	-	-	-	-	-	-
Operational Buildings	-	-	-	-	-	-	-	-	-
<i>Municipal Offices</i>	-	-	-	-	-	-	-	-	-
<i>Pay/Enquiry Points</i>	-	-	-	-	-	-	-	-	-
<i>Building Plan Offices</i>	-	-	-	-	-	-	-	-	-
<i>Workshops</i>	-	-	-	-	-	-	-	-	-
<i>Yards</i>	-	-	-	-	-	-	-	-	-
<i>Stores</i>	-	-	-	-	-	-	-	-	-
<i>Laboratories</i>	-	-	-	-	-	-	-	-	-
<i>Training Centres</i>	-	-	-	-	-	-	-	-	-
<i>Manufacturing Plant</i>	-	-	-	-	-	-	-	-	-
<i>Depots</i>	-	-	-	-	-	-	-	-	-
<i>Capital Spares</i>	-	-	-	-	-	-	-	-	-
Housing	-	-	-	-	-	-	-	-	-
Biological or Cultivated Assets	-	-	-	-	-	-	-	-	-
Intangible Assets	-	-	-	-	-	-	-	-	-
Computer Equipment	-	-	-	-	-	-	-	-	-
Furniture and Office Equipment	-	-	-	-	-	-	-	-	-
Machinery and Equipment	-	-	-	-	-	-	-	-	-
Transport Assets	-	-	-	-	-	-	-	-	-
Land	-	-	-	-	-	-	-	-	-
Zoo's, Marine and Non-biological Animals	-	-	-	-	-	-	-	-	-
Living resources	-	-	-	-	-	-	-	-	-
Total Capital Expenditure on renewal of existing assets	-	16,300	16,300	1,472	2,603	4,140	1,537	37.1%	16,300

Supporting Table SC13c

WC032 Overstrand - Supporting Table SC13c Monthly Budget Statement - expenditure on repairs and maintenance by asset class - Budget

Description	2022/23	Budget Year 2023/24							
	Audited Outcome	Original Budget	Adjusted Budget	Monthly Actual	YearTD Actual	YearTD Budget	YTD Variance	YTD Variance %	Full Year Forecast
R thousands									
Repairs and maintenance expenditure by Asset Class/Sub-class									
Infrastructure	-	168,080	168,026	8,313	23,097	41,928	(18,832)	-44.9%	168,026
Roads Infrastructure	-	75,266	75,229	2,949	7,748	18,807	(11,059)	-58.8%	75,229
Roads	-	75,266	75,229	2,949	7,748	18,807	(11,059)	-58.8%	75,229
Storm water Infrastructure	-	6,469	6,451	271	873	1,613	(740)	-45.9%	6,451
Storm water Conveyance	-	6,469	6,451	271	873	1,613	(740)	-45.9%	6,451
Electrical Infrastructure	-	41,404	41,404	2,185	6,526	10,351	(3,825)	-37.0%	41,404
LV Networks	-	41,404	41,404	2,185	6,526	10,351	(3,825)	-37.0%	41,404
Water Supply Infrastructure	-	23,527	23,527	1,389	3,840	5,804	(1,963)	-33.8%	23,527
Water Treatment Works	-	312	312	-	-	-	-	-	312
Distribution	-	20,317	20,317	1,306	3,568	5,079	(1,511)	-29.8%	20,317
Distribution Points	-	2,898	2,898	82	272	724	(452)	-62.4%	2,898
Sanitation Infrastructure	-	13,718	13,718	857	2,492	3,430	(938)	-27.3%	13,718
Reticulation	-	7,815	7,815	565	1,453	1,954	(501)	-25.6%	7,815
Waste Water Treatment Works	-	5,903	5,903	293	1,039	1,476	(437)	-29.6%	5,903
Solid Waste Infrastructure	-	7,697	7,697	662	1,617	1,924	(307)	-16.0%	7,697
Waste Processing Facilities	-	2,517	2,517	222	439	629	(191)	-30.3%	2,517
Waste Drop-off Points	-	5,180	5,180	439	1,179	1,295	(116)	-9.0%	5,180
Community Assets	-	62,076	61,873	3,923	10,446	15,022	(4,576)	-30.5%	61,873
Community Facilities	-	47,427	47,013	3,217	8,490	11,307	(2,817)	-24.9%	47,013
Halls	-	7,463	7,423	472	1,241	1,856	(614)	-33.1%	7,423
Centres	-	-	-	-	-	-	-	-	-
Crèches	-	-	-	-	-	-	-	-	-
Clinics/Care Centres	-	-	-	-	-	-	-	-	-
Fire/Ambulance Stations	-	-	-	-	-	-	-	-	-
Testing Stations	-	-	-	-	-	-	-	-	-
Museums	-	-	-	-	-	-	-	-	-
Galleries	-	-	-	-	-	-	-	-	-
Theatres	-	-	-	-	-	-	-	-	-
Libraries	-	1,785	1,785	-	-	-	-	-	1,785
Cemeteries/Crematoria	-	948	942	56	161	236	(75)	-31.6%	942
Police	-	-	-	-	-	-	-	-	-
Parks	-	32,063	31,833	2,379	6,284	7,958	(1,674)	-21.0%	31,833
Public Open Space	-	4,187	4,048	271	661	1,012	(351)	-34.7%	4,048
Nature Reserves	-	-	-	-	-	-	-	-	-
Public Ablution Facilities	-	982	982	38	143	246	(102)	-41.7%	982
Markets	-	-	-	-	-	-	-	-	-
Stalls	-	-	-	-	-	-	-	-	-
Abattoirs	-	-	-	-	-	-	-	-	-
Airports	-	-	-	-	-	-	-	-	-
Taxi Ranks/Bus Terminals	-	-	-	-	-	-	-	-	-
Capital Spares	-	-	-	-	-	-	-	-	-
Sport and Recreation Facilities	-	14,649	14,860	707	1,955	3,715	(1,760)	-47.4%	14,860
Outdoor Facilities	-	14,649	14,860	707	1,955	3,715	(1,760)	-47.4%	14,860
Heritage assets	-	-	-	-	-	-	-	-	-
Investment properties	-	-	-	-	-	-	-	-	-
Other assets	-	18,438	15,553	1,035	2,722	3,888	(1,166)	-30.0%	15,553
Operational Buildings	-	18,438	15,553	1,035	2,722	3,888	(1,166)	-30.0%	15,553
Municipal Offices	-	18,400	15,515	1,033	2,720	3,879	(1,159)	-29.9%	15,515
Depots	-	38	38	2	2	10	(8)	-81.8%	38
Housing	-	-	-	-	-	-	-	-	-
Biological or Cultivated Assets	-	-	-	-	-	-	-	-	-
Intangible Assets	-	8,331	8,331	1,710	3,079	2,083	997	47.9%	8,331
Licences and Rights	-	8,331	8,331	1,710	3,079	2,083	997	47.9%	8,331
Computer Software and Applications	-	8,331	8,331	1,710	3,079	2,083	997	47.9%	8,331
Computer Equipment	-	2,423	2,423	177	390	606	(216)	-35.6%	2,423
Computer Equipment	-	2,423	2,423	177	390	606	(216)	-35.6%	2,423
Furniture and Office Equipment	-	11,697	13,122	4,172	4,225	3,280	945	28.8%	13,122
Furniture and Office Equipment	-	11,697	13,122	4,172	4,225	3,280	945	28.8%	13,122
Machinery and Equipment	-	6,036	6,086	550	1,764	1,521	243	15.9%	6,086
Machinery and Equipment	-	6,036	6,086	550	1,764	1,521	243	15.9%	6,086
Transport Assets	-	16,214	16,014	124	1,258	4,004	(2,746)	-68.6%	16,014
Transport Assets	-	16,214	16,014	124	1,258	4,004	(2,746)	-68.6%	16,014
Land	-	-	-	-	-	-	-	-	-
Zoo's, Marine and Non-biological Animals	-	-	-	-	-	-	-	-	-
Living resources	-	-	-	-	-	-	-	-	-
Total Repairs and Maintenance Expenditure	-	293,296	291,428	20,003	46,981	72,333	25,352	35.0%	291,428

Supporting Table SC13d

WC032 Overstrand - Supporting Table SC13d Monthly Budget Statement - depreciation by asset class - Budget

Description	2022/23	Budget Year 2023/24							
	Audited Outcome	Original Budget	Adjusted Budget	Monthly Actual	YearTD Actual	YearTD Budget	YTD Variance	YTD Variance %	Full Year Forecast
R thousands									
Depreciation by Asset Class/Sub-class									
Infrastructure	-	123,442	123,442	10,287	30,860	30,860	0	0.0%	123,442
Roads Infrastructure	-	39,180	39,180	3,265	9,795	9,795	0	0.0%	39,180
Roads	-	39,180	39,180	3,265	9,795	9,795	0	0.0%	39,180
Storm water Infrastructure	-	8,480	8,480	707	2,120	2,120	0	0.0%	8,480
Drainage Collection	-	8,480	8,480	707	2,120	2,120	0	0.0%	8,480
Electrical Infrastructure	-	27,408	27,408	2,284	6,852	6,852	0	0.0%	27,408
LV Networks	-	27,408	27,408	2,284	6,852	6,852	0	0.0%	27,408
Water Supply Infrastructure	-	24,455	24,455	2,038	6,114	6,114	0	0.0%	24,455
Distribution	-	24,455	24,455	2,038	6,114	6,114	0	0.0%	24,455
Sanitation Infrastructure	-	20,619	20,619	1,718	5,155	5,155	0	0.0%	20,619
Waste Water Treatment Works	-	20,619	20,619	1,718	5,155	5,155	0	0.0%	20,619
Solid Waste Infrastructure	-	3,301	3,301	275	825	825	0	0.0%	3,301
Landfill Sites	-	3,301	3,301	275	825	825	0	0.0%	3,301
Community Assets	-	-	-	-	-	-	-	-	-
Community Facilities	-	-	-	-	-	-	-	-	-
Sport and Recreation Facilities	-	-	-	-	-	-	-	-	-
Heritage assets	-	-	-	-	-	-	-	-	-
Investment properties	-	-	-	-	-	-	-	-	-
Other assets	-	16,874	16,874	1,406	4,218	4,218	0	0.0%	16,874
Operational Buildings	-	16,874	16,874	1,406	4,218	4,218	0	0.0%	16,874
Municipal Offices	-	16,874	16,874	1,406	4,218	4,218	0	0.0%	16,874
Pay/Enquiry Points	-	-	-	-	-	-	-	-	-
Building Plan Offices	-	-	-	-	-	-	-	-	-
Workshops	-	-	-	-	-	-	-	-	-
Yards	-	-	-	-	-	-	-	-	-
Stores	-	-	-	-	-	-	-	-	-
Laboratories	-	-	-	-	-	-	-	-	-
Training Centres	-	-	-	-	-	-	-	-	-
Manufacturing Plant	-	-	-	-	-	-	-	-	-
Depots	-	-	-	-	-	-	-	-	-
Capital Spares	-	-	-	-	-	-	-	-	-
Housing	-	-	-	-	-	-	-	-	-
Biological or Cultivated Assets	-	-	-	-	-	-	-	-	-
Intangible Assets	-	294	294	25	74	74	0	0.0%	294
Licences and Rights	-	294	294	25	74	74	0	0.0%	294
Computer Software and Applications	-	294	294	25	74	74	0	0.0%	294
Computer Equipment	-	-	-	-	-	-	-	-	-
Furniture and Office Equipment	-	2,610	2,610	218	653	652	0	0.0%	2,610
Furniture and Office Equipment	-	2,610	2,610	218	653	652	0	0.0%	2,610
Machinery and Equipment	-	1,188	1,188	99	297	297	0	0.0%	1,188
Machinery and Equipment	-	1,188	1,188	99	297	297	0	0.0%	1,188
Transport Assets	-	4,679	4,679	390	1,170	1,170	0	0.0%	4,679
Transport Assets	-	4,679	4,679	390	1,170	1,170	0	0.0%	4,679
Land	-	-	-	-	-	-	-	-	-
Zoo's, Marine and Non-biological Animals	-	68	68	6	17	17	0	0.0%	68
Zoo's, Marine and Non-biological Animals	-	68	68	6	17	17	0	0.0%	68
Living resources	-	-	-	-	-	-	-	-	-
Total Depreciation	-	149,154	149,154	12,429	37,289	37,288	(0)	0.0%	149,154

Supporting Table SC13e

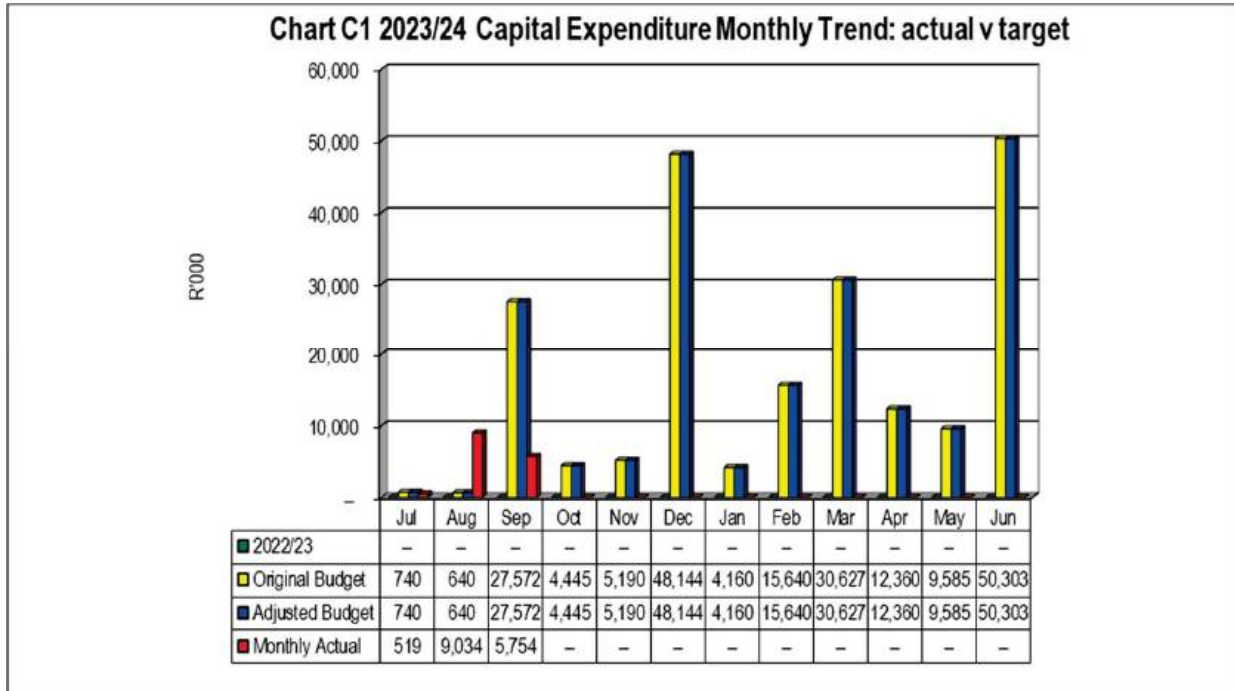
WC032 Overstrand - Supporting Table SC13e Monthly Budget Statement - capital expenditure on upgrading of existing assets by asset class -

Description	2022/23	Budget Year 2023/24							
	Audited Outcome	Original Budget	Adjusted Budget	Monthly Actual	YearTD Actual	YearTD Budget	YTD Variance	YTD Variance %	Full Year Forecast
R thousands									
Capital expenditure on upgrading of existing assets by Asset Class/Sub-class									
Infrastructure	-	48,758	48,758	2,610	4,633	10,412	(5,780)	-55.5%	48,758
Roads Infrastructure	-	-	-	-	-	-	-	-	-
Storm water Infrastructure	-	-	-	-	-	-	-	-	-
Electrical Infrastructure	-	9,231	9,231	-	-	-	-	-	9,231
<i>MV Networks</i>	-	9,231	9,231	-	-	-	-	-	9,231
Water Supply Infrastructure	-	550	550	-	-	-	-	-	550
<i>Distribution</i>	-	550	550	-	-	-	-	-	550
Sanitation Infrastructure	-	38,887	38,887	2,610	4,633	10,412	(5,780)	-55.5%	38,887
<i>Pump Station</i>	-	4,800	4,800	-	-	-	-	-	4,800
<i>Reticulation</i>	-	800	800	-	-	-	-	-	800
<i>Waste Water Treatment Works</i>	-	33,287	33,287	2,610	4,633	10,412	(5,780)	-55.5%	33,287
Solid Waste Infrastructure	-	90	90	-	-	-	-	-	90
<i>Waste Drop-off Points</i>	-	90	90	-	-	-	-	-	90
Community Assets	-	3,902	3,902	-	-	-	-	-	3,902
Community Facilities	-	-	-	-	-	-	-	-	-
Sport and Recreation Facilities	-	3,902	3,902	-	-	-	-	-	3,902
<i>Outdoor Facilities</i>	-	3,902	3,902	-	-	-	-	-	3,902
Heritage assets	-	-	-	-	-	-	-	-	-
Investment properties	-	-	-	-	-	-	-	-	-
Other assets	-	-	-	-	-	-	-	-	-
Operational Buildings	-	-	-	-	-	-	-	-	-
<i>Municipal Offices</i>	-	-	-	-	-	-	-	-	-
<i>Pay/Enquiry Points</i>	-	-	-	-	-	-	-	-	-
<i>Building Plan Offices</i>	-	-	-	-	-	-	-	-	-
<i>Workshops</i>	-	-	-	-	-	-	-	-	-
<i>Yards</i>	-	-	-	-	-	-	-	-	-
<i>Stores</i>	-	-	-	-	-	-	-	-	-
<i>Laboratories</i>	-	-	-	-	-	-	-	-	-
<i>Training Centres</i>	-	-	-	-	-	-	-	-	-
<i>Manufacturing Plant</i>	-	-	-	-	-	-	-	-	-
<i>Depots</i>	-	-	-	-	-	-	-	-	-
<i>Capital Spares</i>	-	-	-	-	-	-	-	-	-
Housing	-	-	-	-	-	-	-	-	-
Biological or Cultivated Assets	-	-	-	-	-	-	-	-	-
Intangible Assets	-	-	-	-	-	-	-	-	-
Computer Equipment	-	-	-	-	-	-	-	-	-
Furniture and Office Equipment	-	-	-	-	-	-	-	-	-
Machinery and Equipment	-	-	-	-	-	-	-	-	-
Transport Assets	-	-	-	-	-	-	-	-	-
Land	-	-	-	-	-	-	-	-	-
Zoo's, Marine and Non-biological Animals	-	-	-	-	-	-	-	-	-
Living resources	-	-	-	-	-	-	-	-	-
Total Capital Expenditure on upgrading of existing assets	-	52,660	52,660	2,610	4,633	10,412	5,780	55.5%	52,660

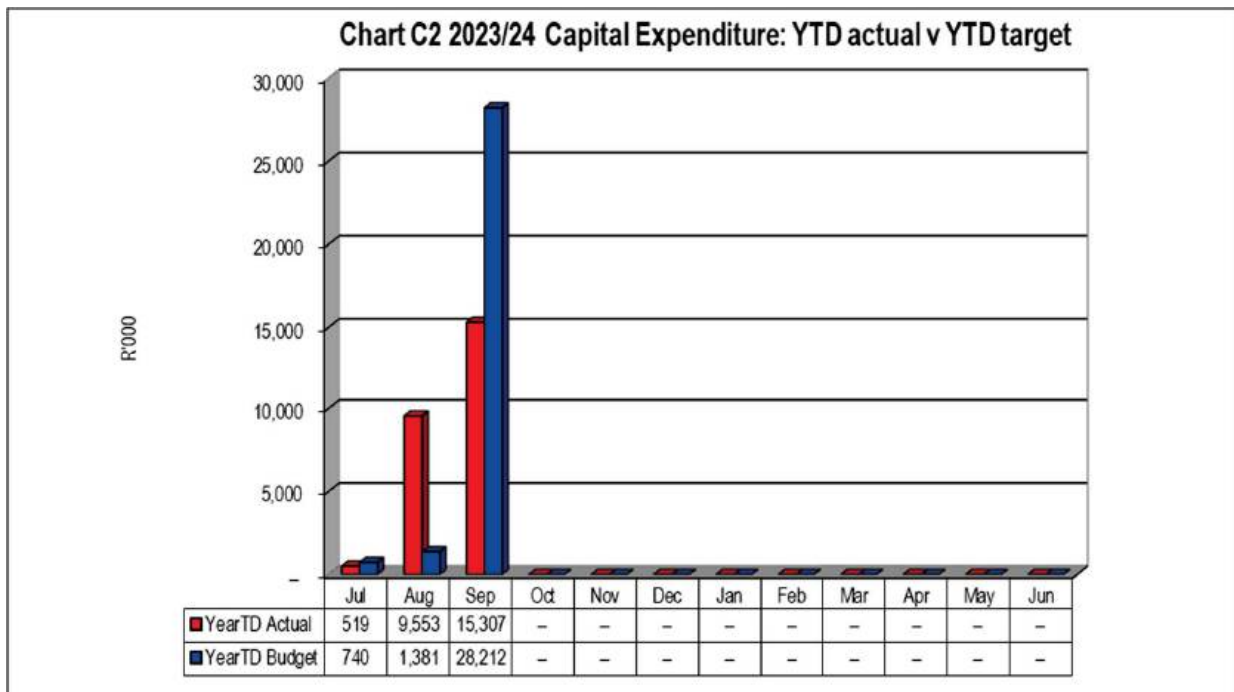
Other supporting documentation

Section 71 charts

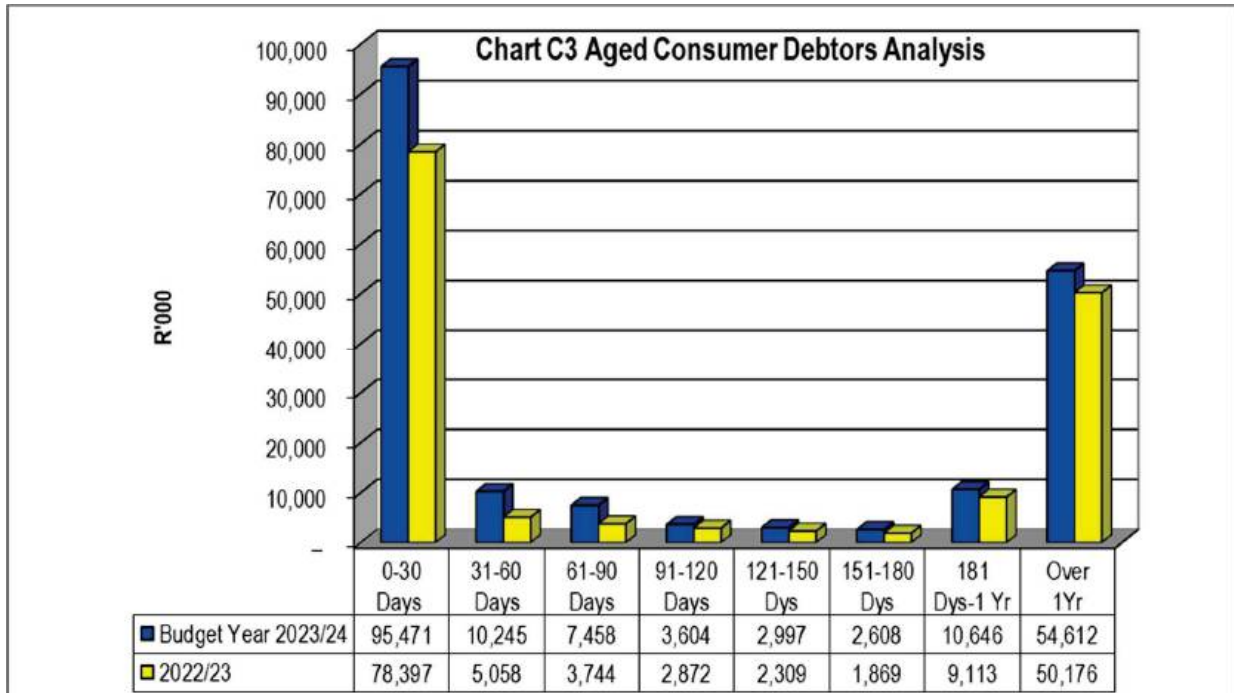
Capital expenditure monthly trend - actual vs target



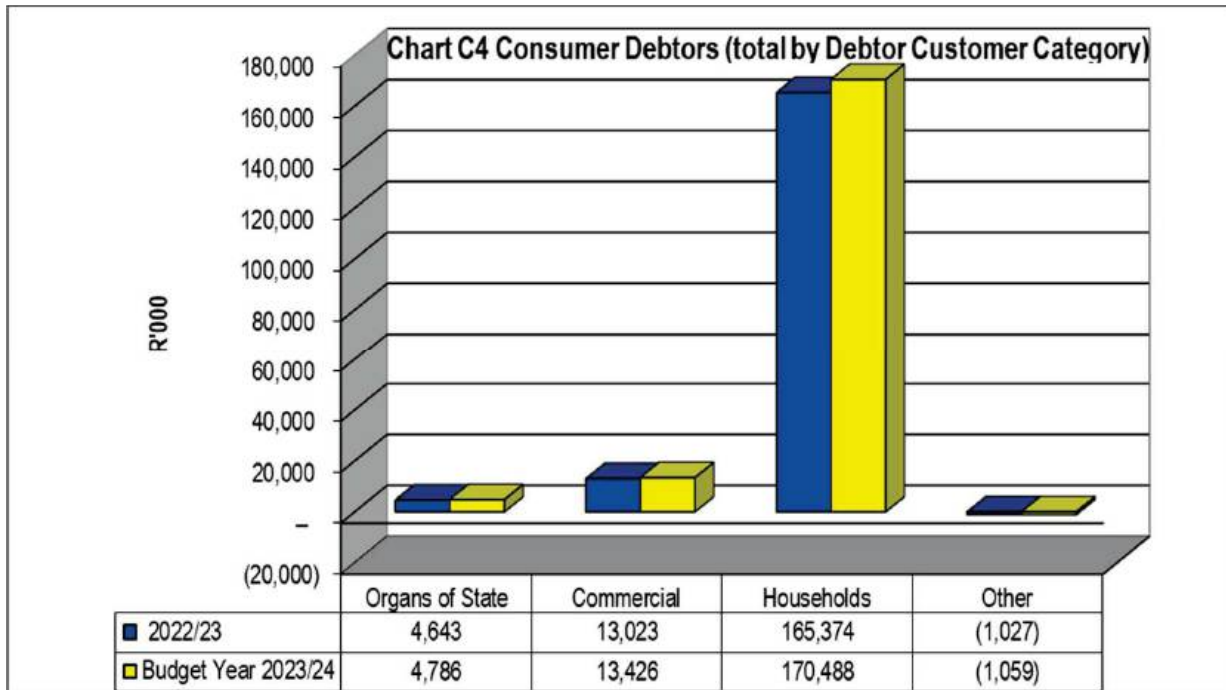
Capital expenditure – YTD actual vs YTD trend



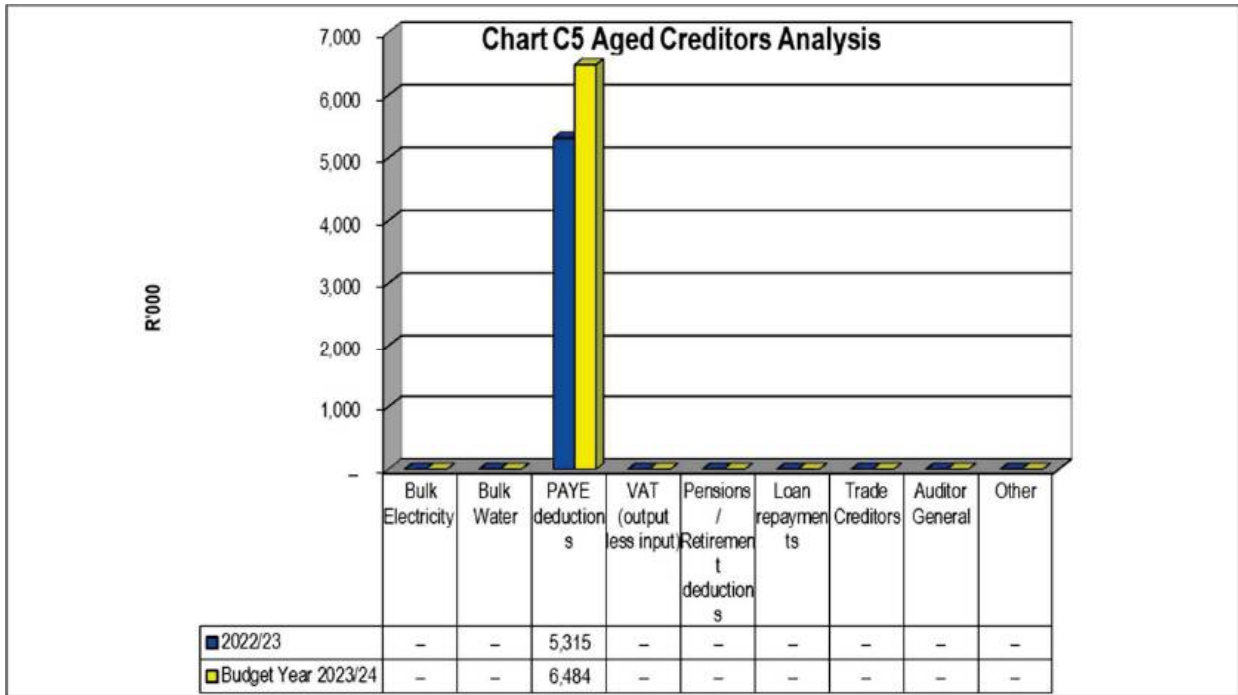
Debtors Age Analysis



Debtors by Type



Creditor Payments



Municipal manager's quality certification


I, DGI O'Neill, the Municipal Manager of Overstrand Municipality, hereby certify that the –

- Quarterly Budget Report

for the period ending September 2023 has been prepared in accordance with the Municipal Finance Management Act and regulations made under that Act.

Print name: DGI O'Neill

Municipal Manager of Overstrand Municipality (WC032)

Signature:  _____

Date: 17 October 2023 _____






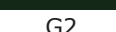


*Service Delivery and Budget
Implementation Plan (SDBIP)*

*1st Quarterly report:
1 July – 30 September 2023*

The sections below provide an executive summary of service delivery performance in terms of the top level SDBIP for the **first quarter of the 2023/24 financial year**, 1 July 2023 to 30 September 2023.

KPI Result Categories

Category	Colour	Explanation
KPI's Not Yet Measured	 N/A	KPIs with no targets or actuals in the selected period.
KPI's Not Met	 R	0% >= Actual/Target < 75%
KPI's Almost Met	 O	75% >= Actual/Target < 100%
KPI's Met	 G	Actual/Target = 100%
KPI's Well Met	 G2	100% > Actual/Target < 150%
KPI's Extremely Well Met	 B	Actual/Target >= 150%

1.1 STRATEGIC / TOP LAYER SDBIP PERFORMANCE GRAPH FOR CURRENT QUARTER

The graph below displays the overall strategic (top layer SDBIP) per Directorate for the first quarter (July -September 2023).

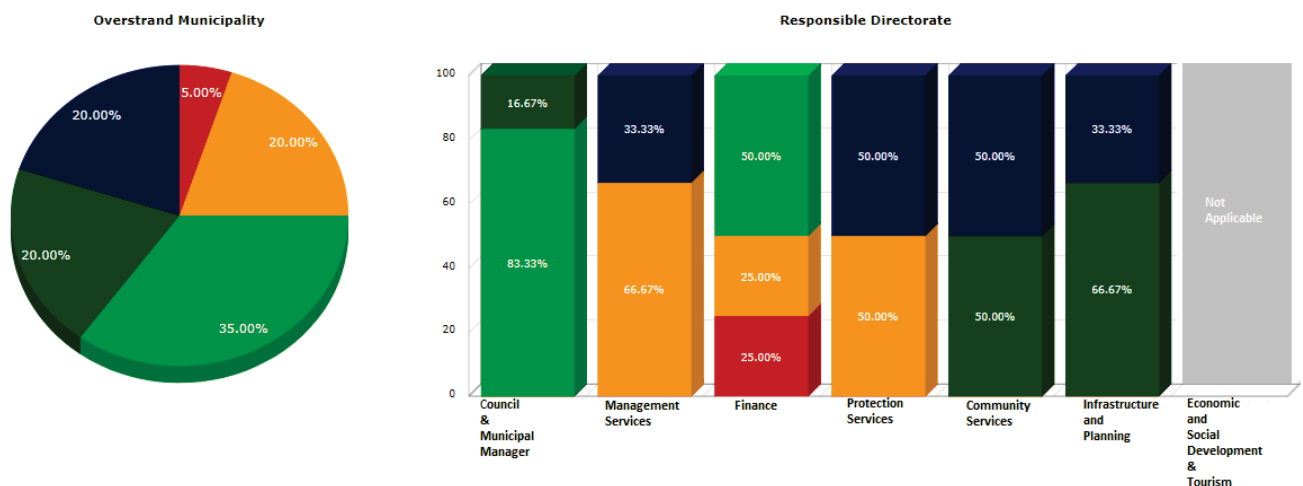


Figure 1: Top layer SDBIP performance for 1st quarter (1 July - 30 September 2023)

Overstrand Municipality		Responsible Directorate						
		Council & Municipal Manager	Management Services	Finance	Protection Services	Community Services	Infrastructure and Planning	Economic and Social Development & Tourism
Not Met	1 (5.00%)	-	-	1 (25.00%)	-	-	-	-
Almost Met	4 (20.00%)	-	2 (66.67%)	1 (25.00%)	1 (50.00%)	-	-	-
Met	7 (35.00%)	5 (83.33%)	-	2 (50.00%)	-	-	-	-
Well Met	4 (20.00%)	1 (16.67%)	-	-	-	1 (50.00%)	2 (66.67%)	-
Extremely Well Met	4 (20.00%)	-	1 (33.33%)	-	1 (50.00%)	1 (50.00%)	1 (33.33%)	-
Total:	20*	6	3	4	2	2	3	*0
	100%	30.00%	15.00%	20.00%	10.00%	10.00%	15.00%	0.00%

**Economic and Social Development & Tourism targets are set from Quarter 2 for 2023/24*

***Excludes 27 KPIs which had no targets/actuals for the period selected.*

Overall, the municipality met **15 (75%)** of a total number of 20 Top Layer key performance indicators (KPI's) that were measured for the period, 01 July 2023 – 30 September 2023. 4 (20%) of KPI's were almost met and 1 (5%) of the indicators were not met. 27 KPI's had no targets or actuals in the reporting period.

1.2 TOP LAYER SDBIP REPORT: 1 JULY – 30 SEPTEMBER 2023.

Council & Municipal Manager

TL KPI Number	Strategic Objective	TL KPI Description	Unit of Measurement	Responsible Owner	Source of Evidence	Baseline	Annual Target	Quarter ending September 2023 (1 st Quarter)					Overall Performance for Quarter ending September 2023		
								Target	Actual	R	Performance Comment	Corrective Measures	Target	Actual	R
TL7	The provision of democratic, accountable and ethical governance	Submit 4 progress reports on the revision of the top 10 risks as a corrective action to the Top Management Team (1 previous financial year & 3 current financial year)	Number of progress reports submitted	Municipal Manager	TMT minutes where item served	4	4	1	1	G	[D24] Chief Risk Officer: Performance for the reporting period completed. Reported submitted for tabling to TMT, scheduled for 14 August 2023. (July 2023)		1	1	G
TL34	The provision and maintenance of municipal services	Percentage of a municipality's capital budget actually spent on capital projects identified for the financial year in terms of the municipality's IDP {(Actual	% of the capital budget spent	Municipal Manager	Expenditure report from SAMRAS	80.89%	95%	5%	7.31%	G2	[D27] Municipal Manager: Target well met. (September 2023)		5%	7.31%	G2

TL KPI Number	Strategic Objective	TL KPI Description	Unit of Measurement	Responsible Owner	Source of Evidence	Baseline	Annual Target	Quarter ending September 2023 (1 st Quarter)					Overall Performance for Quarter ending September 2023			
								Target	Actual	R	Performance Comment	Corrective Measures	Target	Actual	R	
		amount spent on projects as identified for the year in the IDP/Total amount budgeted on capital projects)X100} (MPPMR Reg 10 (c))														
TL40	The provision of democratic, accountable and ethical governance	Sign section 56 performance agreements with all directors by the end of July 2023	Number of agreements signed	Municipal Manager	Cover page and signature section of the performance agreements.	6	5	5	5	G	[D1] Municipal Manager: Target met. (July 2023)		5	5	G	
TL41	The provision of democratic, accountable and ethical governance	Monitor the implementation of the action plan developed to address all the issues raised in the management letter of the Auditor General and submit 4 progress reports to	Number of progress reports monitored and submitted to Executive Mayor	Municipal Manager	Copy of e-mail and report submitted to the Executive Mayor by the Municipal Manager	4	4	1	1	G	[D8] Municipal Manager: Target met. (September 2023)		1	1	G	

TL KPI Number	Strategic Objective	TL KPI Description	Unit of Measurement	Responsible Owner	Source of Evidence	Baseline	Annual Target	Quarter ending September 2023 (1 st Quarter)					Overall Performance for Quarter ending September 2023			
								Target	Actual	R	Performance Comment	Corrective Measures	Target	Actual	R	
		Executive Mayor														
TL42	The provision of democratic, accountable and ethical governance	Bi-annual formal performance appraisals of the section 56 appointees for the previous financial period April to June 2023 to be completed by Sept 2023 and the current period -October -December 2023 to be completed by February 2024	Number of appraisals	Municipal Manager	Signed appraisals	12	10	5	5	G	[D9] Municipal Manager: Target met. Formal performance appraisals took place 18 September 2023. (September 2023)		5	5	G	
TL43	The provision of democratic, accountable and ethical governance	Draft the annual report and submit to the Auditor-General by end August 2023	Draft Annual report submitted	Municipal Manager	Confirmation of receipt of the report	1	1	1	1	G	[D128] Senior Manager: Strategic Services: Target met. (August 2023)		1	1	G	

TL KPI Number	Strategic Objective	TL KPI Description	Unit of Measurement	Responsible Owner	Source of Evidence	Baseline	Annual Target	Quarter ending September 2023 (1 st Quarter)					Overall Performance for Quarter ending September 2023		
								Target	Actual	R	Performance Comment	Corrective Measures	Target	Actual	R
TL46	The provision of democratic, accountable and ethical governance	Prepare the final IDP for submission to Council by the end of May 2024	Final IDP submitted	Municipal Manager	Council resolution of the approved IDP	0	1	0	0	N/A			0	0	N/A
TL47	The provision of democratic, accountable and ethical governance	Submit the Final MTREF Budget by the end of May 2024	Final Budget submitted	Municipal Manager	Agenda of the Council meeting	0	1	0	0	N/A			0	0	N/A

Management Services

TL KPI Number	Strategic Objective	TL KPI Description	Unit of Measurement	Responsible Owner	Source of Evidence	Baseline	Annual Target	Quarter ending September 2023 (1 st Quarter)					Overall Performance for Quarter ending September 2023		
								Target	Actual	R	Performance Comment	Corrective Measures	Target	Actual	R
TL21	The provision of democratic, accountable and ethical governance	The percentage of a municipality's budget (training budget) actually spent on	% of the training budget spent on implementation of the WSP	Director: Management Services	Expenditure reports from SAMRAS system	99.60%	100%	20%	76.05%	B	[D138] Director: Management Services: Target extremely well met. (September 2023)		20%	76.05%	B

TL KPI Number	Strategic Objective	TL KPI Description	Unit of Measurement	Responsible Owner	Source of Evidence	Baseline	Annual Target	Quarter ending September 2023 (1 st Quarter)					Overall Performance for Quarter ending September 2023			
								Target	Actual	R	Performance Comment	Corrective Measures	Target	Actual	R	
		implementing its workplace skills plan (Actual expenditure divided by the budget allocated) (MPPMR Reg 10 (f))														
TL22	The provision of democratic, accountable and ethical governance	Review the Municipal Organisational Staff Structure by the end of June 2024	Structure reviewed	Director: Management Services	LLF minutes (restructuring) and updated organogram	1	1	0	0	N/A			0	0	N/A	
TL23	The provision of democratic, accountable and ethical governance	92% of the approved and funded organogram filled {(actual number of posts filled dived by the funded posts budgeted) x100}	% filled	Director: Management Services	HR statistics on filled and vacant posts	91.38%	92%	92%	91.90%	○	[D140] Director: Management Services: Target almost met. (September 2023)	[D140] Director: Management Services: This figure cannot be controlled as it is affected either by resignations, pension, disability, death etc. If Managers do not motivate vacancies,	92%	91.90%	○	

TL KPI Number	Strategic Objective	TL KPI Description	Unit of Measurement	Responsible Owner	Source of Evidence	Baseline	Annual Target	Quarter ending September 2023 (1 st Quarter)					Overall Performance for Quarter ending September 2023		
								Target	Actual	R	Performance Comment	Corrective Measures	Target	Actual	R
												vacant posts cannot be filled. Vacant posts will be advertised and filled in the coming months. (September 2023)			
TL24	The provision of democratic, accountable and ethical governance	The number of people from employment equity target groups employed in the three highest levels of management in compliance with a municipality's approved employment equity plan (MPPMR Reg 10 (e))	The number of people from EE target groups employed based on staff mobility	Director: Management Services	Monthly report to respective Directors. Extract from Payday	70	75	75	69	○	[D82] Senior Manager: Human Resources: 69 people from employment equity target groups employed in the three highest levels of management (July 2023) [D82] Senior Manager: Human Resources: 69 people from employment equity target	[D82] Senior Manager: Human Resources: 5 x positions within in higher level vacant. Organisation currently in process of organisational review/ redesign. (July 2023) [D82] Senior Manager: Human Resources: 5 x positions within in higher level vacant.	75	69	○

TL KPI Number	Strategic Objective	TL KPI Description	Unit of Measurement	Responsible Owner	Source of Evidence	Baseline	Annual Target	Quarter ending September 2023 (1 st Quarter)					Overall Performance for Quarter ending September 2023		
								Target	Actual	R	Performance Comment	Corrective Measures	Target	Actual	R
											groups employed in the three highest levels of management (August 2023) [D82] Senior Manager: Human Resources: 69 people from employment equity target groups employed in the three highest levels of management (September 2023)	Organisation currently in process of organisational review/ redesign. (August 2023) [D82] Senior Manager: Human Resources: 5 x positions within in higher level vacant. Organisation currently in process of organisational review/ redesign. (September 2023)			

Finance

TL KPI Number	Strategic Objective	TL KPI Description	Unit of Measurement	Responsible Owner	Source of Evidence	Baseline	Annual Target	Quarter ending September 2023 (1 st Quarter)					Overall Performance for Quarter ending September 2023		
								Target	Actual	R	Performance Comment	Corrective Measures	Target	Actual	R
TL13	The provision of democratic, accountable and ethical governance	Financial viability measured in terms of the available cash to cover fixed operating expenditure ((Available cash+ investments)/ Monthly fixed operating expenditure) (MPPMR Reg 10 (g))	Ratio achieved	Director: Finance	Section 71 reports	5.73	4.60	0	0	N/A			0	0	N/A

TL KPI Number	Strategic Objective	TL KPI Description	Unit of Measurement	Responsible Owner	Source of Evidence	Baseline	Annual Target	Quarter ending September 2023 (1 st Quarter)					Overall Performance for Quarter ending September 2023		
								Target	Actual	R	Performance Comment	Corrective Measures	Target	Actual	R
TL14	The provision of democratic, accountable and ethical governance	Financial viability measured in terms of the municipality's ability to meet it's service debt obligations ((Total operating revenue-operating grants received)/debt service payments due within the year) (MPPMR Reg 10 (g))	Ratio achieved	Director: Finance	Section 71 reports	27.78	16	0	0	N/A			0	0	N/A

TL KPI Number	Strategic Objective	TL KPI Description	Unit of Measurement	Responsible Owner	Source of Evidence	Baseline	Annual Target	Quarter ending September 2023 (1 st Quarter)					Overall Performance for Quarter ending September 2023		
								Target	Actual	R	Performance Comment	Corrective Measures	Target	Actual	R
TL15	The provision of democratic, accountable and ethical governance	Financial viability measured in terms of the outstanding service debtors (Total outstanding service debtors/ revenue received for services) (MPPMR Reg 10 (g))	% achieved	Director: Finance	Section 71 reports	11.39%	11%	0%	0%	N/A			0%	0%	N/A
TL16	The provision of democratic, accountable and ethical governance	Financial statements submitted to the Auditor-General by end August 2023	Financial statements submitted	Director: Finance	AFS submitted to the AG	1	1	1	1	G	[D177] Deputy Director: Finance & SCM: Annual Financial Statement submitted to AG on 31 August 2023. (August 2023)		1	1	G

TL KPI Number	Strategic Objective	TL KPI Description	Unit of Measurement	Responsible Owner	Source of Evidence	Baseline	Annual Target	Quarter ending September 2023 (1 st Quarter)					Overall Performance for Quarter ending September 2023		
								Target	Actual	R	Performance Comment	Corrective Measures	Target	Actual	R
TL17	The provision of democratic, accountable and ethical governance	Submit a reviewed long term financial plan to the CFO by end of October 2023	Reviewed long term financial plan submitted	Director: Finance	Reviewed long term financial plan	1	1	0	0	N/A			0	0	N/A
TL18	The provision of democratic, accountable and ethical governance	Report monthly to the MM on the status of 30/60/90 days debtor payments	Number of reports submitted	Director: Finance	30/60/90 days Report	0	12	3	3	G	[D202] Senior Manager: Revenue: Target met [D202] Senior Manager: Revenue: Target met) [D202] Senior Manager: Revenue: Target met (September 2023)		3	3	G

TL33	The provision and maintenance of municipal services	Provision of free basic electricity, refuse removal, sanitation and water in terms of the equitable share requirements (MPPMR Reg 10 (b))	Number of Indigent households	Director: Finance	Monthly summary from the indigent register	7 367	7 000	7 000	3 332	R	[D204] Senior Manager: Revenue: 1723 Indigent Households out of 36 073 households (July 2023) [D204] Senior Manager: Revenue: 2669 Indigent Households out of 36 763 households (August 2023) [D204] Senior Manager: Revenue: 3 332 Indigent Households out of 36 877 households (September 2023)	[D204] Senior Manager: Revenue: - The Indigent Policy has changed, and this has a great influence on consumers who were registered as Indigent Households Property value less than R220 000.00. At the end of May 2023, the number of registered Households was 7433 households and at the end of July 2023 it was 1723 households, a reduction of 5710 households. - Because the 5710 households did not receive subsidy in relation to July 2023, their bills are high and they are	7 000	3 332	R
------	---	---	-------------------------------	-------------------	--	-------	-------	-------	-------	---	---	---	-------	-------	---

												1 609 Indigent Households (September 2023)			
--	--	--	--	--	--	--	--	--	--	--	--	--	--	--	--

TL KPI Number	Strategic Objective	TL KPI Description	Unit of Measurement	Responsible Owner	Source of Evidence	Baseline	Annual Target	Quarter ending September 2023 (1 st Quarter)					Overall Performance for Quarter ending September 2023		
								Target	Actual	R	Performance Comment	Corrective Measures	Target	Actual	R
TL38	The provision of democratic, accountable and ethical governance	Achieve a debt recovery rate not less than 98% (Receipts/total billed for the 12 month period x 100)	% Recovered	Director: Finance	Calculation of 12 month rolling average	98.98%	98%	98%	96.59%	O	[D245] Director: Finance: KPI almost met for July 2023. (July 2023) [D245] Director: Finance: Target almost met (August 2023) [D245] Director: Finance: KPI almost met for September 2023. (September 2023)	[D245] Director: Finance: The drop in the collection rate is largely due to the change in the Indigent policy. An Indigent project to register the people who are in need of help and are not yet registered has been put in place. (July 2023) [D245] Director: Finance: The drop in the collection rate is largely due to the change in the Indigent policy. An Indigent project to register the people who are in need of help and are not yet registered has been put in place. (August	98%	96.59%	O

TL KPI Number	Strategic Objective	TL KPI Description	Unit of Measurement	Responsible Owner	Source of Evidence	Baseline	Annual Target	Quarter ending September 2023 (1 st Quarter)					Overall Performance for Quarter ending September 2023		
								Target	Actual	R	Performance Comment	Corrective Measures	Target	Actual	R
												2023) [D245] Director: Finance: The drop in the collection rate is largely due to the change in the Indigent policy. An Indigent project to register the people who are in need of help and are not yet registered has been put in place. (September 2023)			

Protection Services

TL KPI Number	Strategic Objective	TL KPI Description	Unit of Measurement	Responsible Owner	Source of Evidence	Baseline	Annual Target	Quarter ending September 2023 (1 st Quarter)					Overall Performance for Quarter ending September 2023		
								Target	Actual	R	Performance Comment	Corrective Measures	Target	Actual	R
TL25	The creation and maintenance of a safe and healthy environment	Annually review and submit the draft Disaster Management Plan to Council by the end of March	Reviewed plan submitted	Director: Protection Services	Council minutes noting the draft Reviewed Disaster Management Plan	1	1	0	0	N/A			0	0	N/A
TL26	The creation and maintenance of a safe and healthy environment	Annually arrange public awareness sessions on Protection Services by 30 June	Number of sessions held	Director: Protection Services	Quarterly statistical report	123	120	15	38	B	[D299] Director: Protection Services: Awareness's conducted: 38 (Period: July - September 2023) (September 2023)		15	38	B
TL27	The creation and maintenance of a safe	Collect R25,000,000 Public Safety Income by	R-value of public safety collected income	Director: Protection Services	SAMRAS report and Journal for fines impairment	R0.00	R25 000 000.00	R6 250 000.00	R5 046 668.00	O	[D300] Director: Protection Services: Target almost	[D300] Director: Protection Services: Collection	R6 250 000.00	R5 046 668.00	O

TL KPI Number	Strategic Objective	TL KPI Description	Unit of Measurement	Responsible Owner	Source of Evidence	Baseline	Annual Target	Quarter ending September 2023 (1 st Quarter)					Overall Performance for Quarter ending September 2023		
								Target	Actual	R	Performance Comment	Corrective Measures	Target	Actual	R
	and healthy environment	30 June 2024 (Actual revenue, excluding the fine impairment amount)									met. (September 2023)	of income to improve in 2nd quarter. (September 2023)			

Community Services

TL KPI Number	Strategic Objective	TL KPI Description	Unit of Measurement	Responsible Owner	Source of Evidence	Baseline	Annual Target	Quarter ending September 2023 (1 st Quarter)					Overall Performance for Quarter ending September 2023		
								Target	Actual	R	Performance Comment	Corrective Measures	Target	Actual	R
TL1	The provision of democratic, accountable and ethical governance	100% of the operational conditional grant (Libraries & CDW's) spent (Actual expenditure divided by the total grant received)	% of total conditional operational grants spent (Libraries & CDW's)	Director: Community Services	Year to date expenses (SAMRAS report)	100%	100%	20%	28%	G2	[D436] Director: Community Services (Vacant): Target well met (September 2023)		20%	28%	G2
TL2	The provision and maintenance of municipal services	m ² of roads patched and resealed according to Pavement	m ² of roads patched and resealed	Director: Community Services	Consultants reseal statistical report	94 665	110 000	0	0	N/A			0	0	N/A

TL KPI Number	Strategic Objective	TL KPI Description	Unit of Measurement	Responsible Owner	Source of Evidence	Baseline	Annual Target	Quarter ending September 2023 (1 st Quarter)					Overall Performance for Quarter ending September 2023			
								Target	Actual	R	Performance Comment	Corrective Measures	Target	Actual	R	
		Management System within available budget														
TL5	The provision and maintenance of municipal services	Limit unaccounted water to less than 26% {{(Number of kilolitre water purified - Number of kilolitre water sold)/Number of kilolitre purified x 100}}	% of water unaccounted for	Director: Community Services	Consolidated report_ SAMRAS (DB4) GFS and Infrastructure (water purified)	24.04%	25%	0%	0%	N/A			0%	0%	N/A	
TL6	The encouragement of structured community participation in the matters of the municipality	Ward committee meetings held to facilitate consistent and regular communication with residents	Number of ward committee meetings per annum	Director: Community Services	Minutes of the ward committee meetings held	83	56	14	28	B	[D439] Director: Community Services (Vacant): KPI Extremely Well Met (July 2023) [D439] Director: Community Services (Vacant): KPI Met (September 2023)		14	28	B	

TL KPI Number	Strategic Objective	TL KPI Description	Unit of Measurement	Responsible Owner	Source of Evidence	Baseline	Annual Target	Quarter ending September 2023 (1 st Quarter)					Overall Performance for Quarter ending September 2023		
								Target	Actual	R	Performance Comment	Corrective Measures	Target	Actual	R
TL28	The provision and maintenance of municipal services	Provision of water to informal households (excluding invaded state owned land and private land) based on the standard of 1 water point to 25 households (MPPMR Reg 10 (a))	The number of taps installed in relation to the number of informal households (excluding invaded land unsuitable for housing and private land)	Director: Community Services	Annual report from Housing Department indicating the number of informal households (excluding invaded land unsuitable for housing and private land). Report on the GPS coordinates on the number of taps to informal households (excluding invaded land unsuitable for housing and private land)	464	328	0	0	N/A			0	0	N/A
TL29	The provision and maintenance of municipal services	Provision of cleaned piped water to all formal households within 200 m from households	No of formal households that meet agreed service standards for piped water	Director: Community Services	Yearly statistics provided by finance department (SAMRAS)	30 990	31 324	0	0	N/A			0	0	N/A

TL KPI Number	Strategic Objective	TL KPI Description	Unit of Measurement	Responsible Owner	Source of Evidence	Baseline	Annual Target	Quarter ending September 2023 (1 st Quarter)					Overall Performance for Quarter ending September 2023				
								Target	Actual	R	Performance Comment	Corrective Measures	Target	Actual	R		
		(MPPMR Reg 10 (a))															
TL30	The provision and maintenance of municipal services	Provision of refuse removal, refuse dumps and solid waste disposal to all formal households at least once a week (A household is defined as a residential unit billed for the particular services rendered by way of the financial system (SAMRAS)) (MPPMR Reg 10 (a))	Number of formal households for which refuse is removed at least once a week	Director: Community Services	Yearly statistics provided by finance department (SAMRAS)	34 819	35 261	0	0	N/A			0	0	N/A		
TL31	The provision and maintenance of municipal services	Provision of refuse removal, refuse dumps and solid waste	Number of weekly removal of refuse in informal	Director: Community Services	Bi- annual eMIS report on the weekly refuse removal.	52	52	0	0	N/A			0	0	N/A		

TL KPI Number	Strategic Objective	TL KPI Description	Unit of Measurement	Responsible Owner	Source of Evidence	Baseline	Annual Target	Quarter ending September 2023 (1 st Quarter)					Overall Performance for Quarter ending September 2023			
								Target	Actual	R	Performance Comment	Corrective Measures	Target	Actual	R	
		disposal to all informal households at least once a week (MPPMR Reg 10 (a))	households (Once per week = 52 weeks per annum)													
TL35	The provision and maintenance of municipal services	The provision of sanitation services to informal households (excluding invaded state owned land and private land) based on the standard of 1 toilet to 5 households (MPPMR Reg 10 (a))	The number of toilet structures provided in relation to the number of informal households (excluding invaded land unsuitable for housing and private land)	Director: Community Services	Annual report from Housing Department indicating the number of informal households (excluding invaded land unsuitable for housing and private land). Report on the GPS coordinates for the number of the toilets to informal households (excluding invaded land unsuitable for housing and private land)	983	785	0	0	N/A			0	0	N/A	

TL KPI Number	Strategic Objective	TL KPI Description	Unit of Measurement	Responsible Owner	Source of Evidence	Baseline	Annual Target	Quarter ending September 2023 (1 st Quarter)					Overall Performance for Quarter ending September 2023		
								Target	Actual	R	Performance Comment	Corrective Measures	Target	Actual	R
TL36	The provision and maintenance of municipal services	Provision of sanitation services to formal residential households (A household is defined as a residential unit billed for the particular services rendered by way of the financial system (SAMRAS)) (MPPMR Reg 10 (a))	No of formal residential households which are billed for sewerage in accordance to the SAMRAS financial system	Director: Community Services	Yearly statistics provided by the Department of Finance	31 394	31 646	0	0	N/A			0	0	N/A
TL44	The provision and maintenance of municipal services	Provision of water to informal households on invaded land with available funding ("Land Invasion" refers to the illegal occupation of land, with the	The number of taps installed for informal households on invaded land with available funding	Director: Community Services	Report on the GPS coordinates on the number of taps installed for informal households on invaded land	82	80	0	0	N/A			0	0	N/A

TL KPI Number	Strategic Objective	TL KPI Description	Unit of Measurement	Responsible Owner	Source of Evidence	Baseline	Annual Target	Quarter ending September 2023 (1 st Quarter)					Overall Performance for Quarter ending September 2023				
								Target	Actual	R	Performance Comment	Corrective Measures	Target	Actual	R		
		intention of establishing dwellings / a settlement upon it. An invasion may be by one individual or by hundreds of households).															
TL45	The provision and maintenance of municipal services	The provision of sanitation services to informal households on invaded land with available funding ("Land Invasion" refers to the illegal occupation of land, with the intention of establishing dwellings / a settlement upon it. An invasion may be by one individual or by	The number of toilets provided for informal households on invaded land with available funding	Director: Community Services	Report on the GPS coordinates for the number of toilets provided for informal households on invaded land	143	105	0	0	N/A			0	0	N/A		

TL KPI Number	Strategic Objective	TL KPI Description	Unit of Measurement	Responsible Owner	Source of Evidence	Baseline	Annual Target	Quarter ending September 2023 (1 st Quarter)					Overall Performance for Quarter ending September 2023				
								Target	Actual	R	Performance Comment	Corrective Measures	Target	Actual	R		
		hundreds of households).															

Infrastructure & Planning

TL KPI Number	Strategic Objective	TL KPI Description	Unit of Measurement	Responsible Owner	Source of Evidence	Baseline	Annual Target	Quarter ending September 2023 (1 st Quarter)					Overall Performance for Quarter ending September 2023		
								Target	Actual	R	Performance Comment	Corrective Measures	Target	Actual	R
TL3	The provision and maintenance of municipal services	Quality of effluent comply 75% with general or special limit in terms of the Water Act (Act 36 of 1998)	% compliance	Director: Infrastructure & Planning	Report from Directorate Infrastructure (WSA) compiled from independent laboratory test results	80.08%	75%	75%	77.89%	G2	[D525] Deputy Director: Engineering Planning: 77.89% of effluent quality samples complied with the relevant standards. (September 2023)		75%	77.89%	G2
TL4	The provision and maintenance of municipal services	Quality of potable water comply 95% with SANS 241	% compliance with SANS 241	Director: Infrastructure & Planning	Independent Laboratory test result	97.83%	95%	95%	96.76%	G2	[D526] Deputy Director: Engineering Planning: 96.76% of drinking water quality samples taken complied with the SANS0241 standards. (September 2023)		95%	96.76%	G2

TL KPI Number	Strategic Objective	TL KPI Description	Unit of Measurement	Responsible Owner	Source of Evidence	Baseline	Annual Target	Quarter ending September 2023 (1 st Quarter)					Overall Performance for Quarter ending September 2023		
								Target	Actual	R	Performance Comment	Corrective Measures	Target	Actual	R
TL19	The provision and maintenance of municipal services	Limit electricity losses to 7.5% or less {(Number of Electricity Units Purchased - Number of Electricity Units Sold) / Number of Electricity Units Purchased and/or Generated} × 100}	% of electricity unaccounted for	Director: Infrastructure & Planning	Electricity losses Excel spreadsheet from Manager: Costing and Reports in Finance Directorate	7.20%	7.50%	0%	0%	N/A			0%	0%	N/A
TL20	The provision and maintenance of municipal services	Report on the implementation of the Water Service Development plan annually by the end of October	Report submitted	Director: Infrastructure & Planning	Letter of submission of Water Services Audit to DWS	1	1	0	0	N/A			0	0	N/A
TL32	The provision and maintenance of municipal services	Provision of Electricity: Number of metered electrical connections in formal areas (Eskom Areas excluded) (Definition: Refers to residential households (RE) and pensioners)	Number of formal households that meet agreed service standards	Director: Infrastructure & Planning	Based on number of households billed by department of finance	22 475	22 500	0	0	N/A			0	0	N/A

TL KPI Number	Strategic Objective	TL KPI Description	Unit of Measurement	Responsible Owner	Source of Evidence	Baseline	Annual Target	Quarter ending September 2023 (1 st Quarter)					Overall Performance for Quarter ending September 2023		
								Target	Actual	R	Performance Comment	Corrective Measures	Target	Actual	R
		(PR) as per Finance departments billed households) (MPPMR Reg 10 (a))													
TL37	The provision and maintenance of municipal services	100% of the Municipal Infrastructure Grant (MIG) spent by 30 June 2024 (Actual MIG expenditure/Allocation received)	% expenditure of allocated MIG funds	Director: Infrastructure & Planning	Monthly MIG report	100%	100%	5%	8.21%	B	[D530] Director: Infrastructure & Planning: Target extremely well met (September 2023)		5%	8.21%	B

Economic & Social Development & Tourism

TL KPI Number	Strategic Objective	TL KPI Description	Unit of Measurement	Responsible Owner	Source of Evidence	Baseline	Annual Target	Quarter ending September 2023 (1 st Quarter)					Overall Performance for Quarter ending September 2023		
								Target	Actual	R	Performance Comment	Corrective Measures	Target	Actual	R
TL8	The promotion of tourism, economic and social development	Submit three progress reports on LED, Social Development and Tourism initiatives to Portfolio Committee	Number of progress reports on LED, Social Development and Tourism initiatives submitted	Director: Economic and Social Development	Portfolio meeting agenda on the progress reports on LED, Social Development and Tourism initiatives	3	3	0	0	N/A			0	0	N/A
TL9	The promotion of tourism, economic and social development	Managers LED, Social Development and Tourism report on the hosting of at least two joint mobile Thusong outreaches during the financial year to the Director Economic and Social Development and Tourism by 30 June 2024	Report on the mobile Thusong outreach programme	Director: Economic and Social Development	Report on the mobile Thusong outreach programme	1	2	0	0	N/A			0	0	N/A
TL10	The promotion of tourism, economic	Support 180 SMME's in terms of the SMME Development	Number of SMME's supported	Director: Economic and Social Development	Internally verified list of SMME'S supported	134	180	0	0	N/A			0	0	N/A

TL KPI Number	Strategic Objective	TL KPI Description	Unit of Measurement	Responsible Owner	Source of Evidence	Baseline	Annual Target	Quarter ending September 2023 (1 st Quarter)					Overall Performance for Quarter ending September 2023			
								Target	Actual	R	Performance Comment	Corrective Measures	Target	Actual	R	
	and social development	Programme by 30 June 2024														
TL11	The promotion of tourism, economic and social development	Report bi-annually on stakeholder ecosystems (collaborations) for local economic development, social development and tourism	Number of reports	Director: Economic and Social Development	Bi-annual reports on stakeholder ecosystems for LED, Social Development and Tourism	0	6	0	0	N/A			0	0	N/A	
TL12	The promotion of tourism, economic and social development	The number of job opportunities created through the EPWP programme and as per set targets (as per grant agreement - FTE's, translates to 1079 work opportunities) (MPPMR Reg 10 (d))	Number of temporary jobs created	Director: Economic and Social Development	Internally verified list of beneficiaries appointed	837	1 079	0	0	N/A			0	0	N/A	

TL KPI Number	Strategic Objective	TL KPI Description	Unit of Measurement	Responsible Owner	Source of Evidence	Baseline	Annual Target	Quarter ending September 2023 (1 st Quarter)					Overall Performance for Quarter ending September 2023		
								Target	Actual	R	Performance Comment	Corrective Measures	Target	Actual	R
TL39	The promotion of tourism, economic and social development	Support 70 SMME's in terms of the Emerging Contractor Development Programme by 30 June 2024	Number of Emerging Contractors supported	Director: Economic and Social Development	Internally verified list of small contractors supported/ Letters of engagement	72	70	0	0	N/A			0	0	N/A

RECOMMENDATION TO THE COUNCIL:

that the content of the report for the first quarter of the 2023/24 financial year on the top-level Service Delivery and Budget Implementation Plan **be noted**.

ANNEXURE B

EXECUTIVE MAYOR'S SPECIAL FUND**Status report in terms of paragraph 7 of the policy**

The Executive Mayor must report to Council on a quarterly basis in respect of the status of the Fund, including amounts withdrawn, the names of the beneficiaries and any donations received.

Opening Balance 01/07/2023			R235 451.78
Donations received:			
Quarter 1	Donations received	100.00	
Quarter 2	Donations received		
Quarter 3	Donations received		
Quarter 4	Donations received		
		<hr/>	R100.00
Amounts withdrawn:			
Quarter 1	12 APPL PASSED LEARNERS LICENCE	-816.00	
	9 APPL PASSED LEARNERS LICENCE	-612.00	
	5 APPL PASSED LEARNERS LICENCE	-165.00	
	BIERMAN MALAN OPTOMETRISTS-SINDI SEPTEMBER GLASSES	-1 200.00	
	2 APPL PASSED LEARNERS LICENCE	-66.00	
		<hr/>	-2 859.00
Quarter 2			
Quarter 3			
Quarter 4			
		<hr/>	-R2 859.00
Closing Balance 30 September 2023			<u><u>R232 692.78</u></u>

OVERSTRAND MUNICIPALITY - REPORTING ON THE MUNICIPAL COST CONTAINMENT REGULATIONS, 2019
SEPTEMBER 2023

Council is herewith informed of the status regarding implementation of the Cost Containment Regulations

The Municipal Cost Containment Regulations were published on 07 June 2019, with effective date 01 July 2019.

The previous reports to Council (June 2019) addressed the administrative process in anticipation of the regulations. These considerations were based on MFMA Circular No. 82 Cost Containment Measures (Updated November 2016).

Subsequent to the regulations being gazetted, National Treasury issued MFMA Circular No 97 - Cost Containment Measures on 31 July 2019. This circular advises regarding proposed formats for reporting on budgets, expenditure and savings as addressed in the regulations.

Save for revised input pertaining to the consideration of Public Transport in Regulation 7(6)(b), included in changes as approved by council to the Overstrand Travel & Subsistence Policy in consideration of Public Transport, the bulk of the cost containment measures have been captured in various of our Budget related Council Policies. The before-mentioned been considered and updated with the annual revision of policies. The Overstrand Cost Containment Policy was approved by Council on 27 May 2020.

Of importance to note is that the Budget Steering Committee gave effect to stringent cost containment restrictions over the past three years, in terms of the budget policy guidance, to advise Council in this regard.

Templates have furthermore been implemented to guide decision making regarding use of consultants and feasibility considerations.

The administration gave further effect in implementing the regulations and this is being attended to on a continuous basis, applying the stipulations of Budget directives and Budget related policies.

ANNEXURE C 2/3

Cost Containment In-Year Report (IMPORTANT - Please note that the unspent amounts will be indicated under savings for the year after Q4, in view of the comments relating to Q1, Q2 and Q3, which state as follows (refer below):**

“Overstrand Municipality does not budget to create savings. 2. Cost containment considerations implemented multiple budget periods ago. 3.Guiding Templates implemented”)

	Budget	Q1 (Actual)	Q2 (Actual)	Q3 (Actual)	Q4 (Actual)	Savings
Measures	<u>R</u>	<u>R</u>	<u>R</u>	<u>R</u>	<u>R</u>	<u>R</u>
Use of Consultants	39 390 382	3 800 974				
Vehicles used for political office-bearers	0	0	0	0	0	0
Travel & subsistence: (Please note that deviations from Budgeted amounts also relate to the new normal in terms of scaled down traveling due to virtual meetings, inclusive of a decrease in accommodation costs, Registration Fees w.r.t. conferences, etc.)	877 269	202 879				
Domestic accommodation: (Please note that deviations from Budgeted amounts also relate to the new normal in terms of scaled down traveling due to virtual meetings, inclusive of a decrease in accommodation costs, Registration Fees w.r.t. conferences, etc.)	358 367	105 871				

ANNEXURE C 3/3

Sponsorships, events and catering	1 437 838	133 807				
Communication	7 347 626	640 681				
Other related expenditure items	0	0	0	0	0	0
Total	49 411 482	4 884 212				

**MUNICIPAL REGULATIONS ON A STANDARD CHART OF ACCOUNTS (mSCOA):
POST IMPLEMENTATION STATUS OF mSCOA PROJECT – SEPTEMBER 2023**

1. Executive Summary

The purpose of this submission to Council is to:

1. Inform Council on specific initiatives to date by National Treasury to enable a full and complete understanding of the scope and extent of the SCOA implementation as applicable to all municipalities and municipal entities;
2. Report to Council on progress made to date with the implementation of mSCOA at the Overstrand Municipality since the previous report to Council.
3. Maintain an on-going awareness of specific mSCOA initiatives in the Overstrand Municipality; and
4. Considerations on the way forward with the core financial system, being Samras Classic, currently in use by the Overstrand Municipality.

A comprehensive supplementary report in this regard, providing the necessary detail with regard to background and historic information over the past number of years for this National Treasury project, was also included previously (up to 31 December 2019), as part of the reporting to Council.

2. Updated status 2023/2024: September 2023

No further consideration is currently being given by Overstrand Municipality for the implementation of further web modules, pending the planned visit to Stellenbosch Municipality by a number of municipalities, in order to determine the progress with implementation of the SCM module, for any further consideration. This visit will take place during the first week of October 2023 and will subsequently be included in the next reporting to the council.

Status 2022/2023: June 2023 (Combined quarter 1-4)

Overstrand municipality has arranged site visits to Stellenbosch and Breede Valley municipality's to observe the implementation of the Web-based SCM Module. The dates has still to be confirmed by the respective municipalities.

During the 3rd & 4th quarters, Solvem implemented the latest version 6.7 of the mSCOA chart on the web-based budget module. The budget for the 2023/2024 MTREF was captured and successfully implemented on the web module by 2 July 2023.

MFMA Budget Circular No. 122 (9 Dec 2022) guided as follows:

“Regulation of Minimum Business Processes and System Specifications

National Treasury will review and regulate minimum business processes and system specifications for mSCOA by the end of 2024/25. In preparation for the regulation of the

minimum requirements, municipalities should ensure that they comply fully with the current minimum business processes and system specifications articulated in MFMA Circular No. 80 (dated 08 March 2016).

Where a municipality is not fully compliant with the mSCOA requirements, a mSCOA Road Map must be in place to drive and fast track the mSCOA implementation in the municipality. The mSCOA Steering Committee, chaired by the Accounting Officer or his/her delegate, must use the mSCOA Road Map to track progress and take correction actions where required.

Road Maps must be reviewed and updated annually as part of the budget process is update and submitted to Council for approval together with their 2023/24 MTREF budget. Municipalities will be required to upload their updated mSCOA Road Maps in a PDF format on the GoMuni Upload portal as part of their 2023/24 MTREF tabled and adopted budget submission and thereafter on a quarterly basis as part of their in-year reporting.

Municipalities should ensure that they budget sufficiently to become and remain mSCOA compliant.”

Communication with the service provider is taking place on a regular basis with the attendance of all SAMRAS Usergroup workshops and meetings by senior Finance Directorate - and ICT Department staff in this regard. In providing insight regarding monitoring of progress with the development and implementation of web-based modules, the following background –

A senior delegation from the service provider (SOLVEM) made an on-site courtesy visit on 12 September 2022 and general systems information and incidents logs status were discussed and reviewed. Overstrand will continue to monitor progress with reference to implementation, especially relating to the client-wide implementation of the Expenditure/SCM module.

Challenges were experienced with the August 2022 reporting cycle system information extracts and reports, and although the incidents were logged timeously with the service provider, the issues were only resolved after the reporting due dates. A report on the system failure was requested from the service provider, and submitted to Provincial Treasury in response to an official enquiry by them.

The next Usergroup meeting was held on 20 October 2022 via the Teams platform. For Overstrand, the status quo is maintained regarding further considerations with regard to system implementation, pending the outcome of successful implementation of the organogram and SCM module at other comparable user sites.

Usergroup meetings allow municipalities to obtain feedback from the service provider with regard to progress made with development of the respective Web Modules as well as updates from these municipal sites where specific web module testing was in process. Confirmation of the dates for the next workshop and meeting are awaited.

The mSCOA committee currently follows a process of monthly monitoring with regard to before-mentioned development and implementation of web-based modules at sites as

we become aware of information. Assurance of successful implementation of web-based modules and the organogram are regarded as a pre-requisite for embarking on implementation of these modules.

The Action Plan of the municipality is based on the communication received from Solvem, containing the high level information of the modules required (migration to the web) to ensure integration with 3rd party systems and implementation of functionality with regard to workflow and document management. It is however important to note that the following status update for March 2022, is still relevant to the extent that none of those implementations could be confirmed as completed and successfully implemented in the respective municipal environments.

The most recent Usergroup meeting was held on 6 April 2023 in hybrid format, in person and via the Teams platform. For Overstrand, the status quo remains the same as at the end of March 2023 regarding further considerations with regard to system implementation. The municipality follows up regarding the outcome of successful implementation of the organogram and SCM module at other comparable user sites. This development will be closely monitored and any important matters impacting on the Overstrand contract, service rendering levels, etc will be reported to Council, as well as the relevant spheres of government as might be applicable, inclusive of any assessment outcome. The administration will maintain continuation of quarterly reports as part of Budget Reports, due to the process currently still not leading to a close-out report in the current financial period.

A two-person delegation from the service provider (Solvem) made an on-site courtesy visit on 12 September 2022 and general systems information and incidents logs status were discussed and reviewed. Overstrand will continue to monitor progress with reference to implementation, especially relating to the client-wide implementation of the Expenditure/SCM module.

Challenges were experienced with the August 2022 reporting cycle system information extracts and reports, and although the incidents were logged timeously with the service provider, the issues were only resolved after the reporting due dates. A report on the system failure was requested from the service provider, and submitted to Provincial Treasury in response to an official enquiry by them.

3. National Treasury budgetary mSOCA guidance / communications:

The absence of any clear direction from National Treasury in terms of the anticipated outcome of the mSCOA systems audits as previously communicated, inclusive of National Treasury's envisaged transversal tender process and specifications, compounded challenges for municipalities. NT did not share any further information regarding the mentioned audits and confirmed in MFMA Budget Circular No. 112 (6 Dec 2021) the following: "However, should a municipality need to procure a new financial system, they must follow the processes set out in the MFMA read together with the Municipal Supply Chain Management Regulations and MFMA Budget Circulars No. 93, 98 and mSCOA Circulars No 5 and 6. In addition, National Treasury has not accredited any of the municipal financial systems available in the market and this should therefore not be advertised as a requirement in municipal tender documents.

National and Provincial Treasuries held extensive engagements with key system providers during which the system functionality on the following were demonstrated: IDP and budget, supply chain management (SCM), asset management, annual financial statements, revenue management, cash flow and period control. These engagements provided National and Provincial Treasuries with an understanding of what functionality is available on each system and what the key system related challenges are.”

The following was furthermore stated: “Municipalities that procured systems through the RT25-2016 transversal tender must approach the market to procure a new service provider for system support and maintenance. Due to the high financial investment in procuring financial systems, it is not cost effective to change financial systems every 3 to 5 years. Also, the expiry of the SLA does not necessitate the procurement of a new financial system - unless the system that is being used is not complying with the required business processes and system specifications.” From before-mentioned it can be derived that NT will not provide for any further communication to Local Government with regard to the before-mentioned release of audit results to assist municipalities with the outcome of their process in this regard. It is rather stated in the circular again that “It should be emphasised that the onus to ensure compliance with the mSCOA Regulations and minimum system specifications as per MFMA Circular No. 80 and its Annexure B rests with the municipality and not the system vendor. Municipalities should ensure that they budget sufficiently to become and remain mSCOA compliant.”

National Treasury issued the following Circulars and guidance relating to mSCOA from December 2021 to March 2022:

- i. Municipal Budget Circular (No 112) for the 2022/23 MTREF - 04 December 2021;
- ii. Municipal Budget Circular (No 115) for the 2022/23 MTREF - 04 March 2022:)

The Draft and Final budgets were compiled according to the latest chart available on the financial system:

- mSCOA Segment Detail – (Final Version 6.6 – 6 Dec 2021) for implementation 2022/22
- mSCOA Segment Detail – (6.6.1. Patch to Version 6.6 – 4 Mar 2022) for implementation 2022/23

It was furthermore now advised in the Budget Circular for this draft budget cycle (No 112): “That the credibility of the mSCOA data strings remains a concern although we have observed a marked improvement in some areas. At the core of the problem is:

- The incorrect use of the mSCOA chart and segments, balance sheet budgeting, movement accounting and basic municipal accounting practices by municipalities;
- Some municipalities are not budgeting, transacting and reporting directly in/ from their core financial systems; have not purchased all the modules of the core financial system or have not upgraded to the Enterprise Resource Planning (ERP) (mSCOA enabling) version of their financial systems;

- A number of municipalities are still transacting on their legacy systems that are not the functionality of their financial systems, while they are paying for maintenance and support for the mSCOA enabling system that was procured. This constitute fruitless and wasteful expenditure; and
- Municipalities are not locking their adopted budgets and their financial systems at month-end to ensure prudent financial management. To enforce municipalities to lock their budgets and close their financial system at month-end in 2022/23, the Local Government Database and Reporting System will lock all submission periods within the reporting period at the end of each quarter. The published period will NOT be opened again to ensure consistency between publications. System vendors were also requested to build this functionality into their municipal financial systems.

Municipalities should refer to the guidance provided in the mSCOA circulars issued by the National Treasury to classify their transactions correctly.”

Section 5.3 of the circular also addresses the Regulation of Minimum Business Processes and System Specifications as follows:

“One of the key objectives of the mSCOA reform is to ensure that municipalities are planning, budgeting, transacting and reporting directly on and from integrated ERP systems to have one version of the truth in terms of the reported financial performance. The manual correction of data strings by municipal officials or system vendors are not allowed in terms of the mSCOA Regulations.

All municipalities and municipal entities had to comply with the mSCOA Regulations by 1 July 2017. MFMA Circular No. 80 (Annexure B) provided guidance on the minimum business processes and system specifications for all categories of municipalities (A, B and C). A number of Regulations and best practices as per the MFMA Circulars have been introduced since the issuing of MFMA Circular No. 80 in 2016.

The National Treasury will expand and regulate the business processes and system specifications in 2022/23 to these new developments. If your municipality has not yet achieved the minimum required level of mSCOA implementation, then a detailed action plan (road map) must be developed to indicate how the municipality will fast track the implementation of mSCOA.”

The Overstrand mSCOA Committee will at all times consider the appropriate approach in ensuring that the municipality will not be exposed to risk from either an operational-and/or monetary perspective in this regard, this also in accordance with previous confirmations in this regard.

4. SAMRAS Usergroup Workshops & Meetings:

The following status reported on for Quarter 4 thus still applies –

“The service provider is still in process of continuous development of the Web system modules, with ongoing efforts to migrate West Coast District Municipality, Stellenbosch Municipality, George Municipality, Breede Valley Municipality and Bitou Municipality among other, starting with the initial steps (organogram, commodity codes, contract management data), in preparing (municipalities at various stages currently) for the roll-out of primarily the SCM web module, as the new version to replace the current classic version of the system ultimately.”

The municipality is awaiting feedback from the service provider with regard to the testing of the Organogram functionality, a prerequisite for any other modules to be implemented in the web.

The service provider of the SAMRAS system (Solvem) arranged for 2 day-sessions Tuesday 7 June 2022 to Wednesday 8 June 2022 to assist them in testing the development of modules up to date, indicating that they are looking forward to getting the best out of the training and workshop sessions to improve their product and user experience.

The two days were followed by the quarterly Usergroup meeting on 9 June 2022.

Previous SOLVEM SAMRAS Usergroup workshop and Usergroup meeting took place as a hybrid virtual/physical sessions on 3 - 4 November 2021.

The service provider is still in process of continuous development of the Web system modules, with ongoing efforts to migrate West Coast District Municipality, Stellenbosch Municipality, George Municipality, Breede Valley Municipality and Bitou Municipality among other, starting with the initial steps (organogram, commodity codes, contract management data), in preparing (municipalities at various stages currently) for the roll-out of primarily the SCM web module, as the new version to replace the current classic version of the system ultimately. On request of Overstrand Municipality to view a demo of the Asset Register, the municipality was advised that the web version is not ready yet. This is regarded as one of the critical considerations of a desirable The next SAMRAS Usergroup workshop and Usergroup meetings scheduled for March 2022 were postponed on request of the service provider, to April 2022.

The necessary evidence and confirmation required, confirming that the service provider is in a position to provide the required resources is currently considered by the Overstrand mSCOA / conversion committee. Before-mentioned, inclusive of an updated and detailed project plan for a viable migration process, with regard to the SCM module to the web-based platform identified by SAMRAS as a critical priority, and during 2021 listed for actioning in the third quarter of the 2021/2022 financial year. The municipality is however currently aware of one municipality where this module has been implemented and functional, though not representing the complete supply chain management functionality and workflow areas representative of formal procurement processes. During the next quarter (Apr 2022 onwards) a site visit to a municipality, who will be able to demonstrate the functionality of the implementation in the production environment, is envisaged.

It is again confirmed that the administration will consider the appropriate approach in ensuring that the municipality will not be exposed to risk from either an operational-and/or monetary perspective in this regard. As stated in previous reporting, the status as at 31 December 2021 remains the same with regard to the absence of any clear direction from National Treasury in terms of the outcome of systems audits.

The mSCOA committee currently follows a process of monitoring progress with regard to before-mentioned development and implementation of web-based modules at sites as we become aware of information. Assurance of successful implementation of web-based modules is regarded as a pre-requisite for embarking on implementation of these modules.

Matters regarded of importance and impacting on the Overstrand contract, service rendering levels, etc will be reported to Council, with the continuation of quarterly reports as part of the Budget Report, due to the process currently still not leading to a close-out report in the current financial period.

5. Previous quarter/historic status up to December 2021

mSCOA Project Governance and Management: Solvem (previously Bytes Systems Integration) and engagements with regard to the Samras Financial System)

It was reported to Council (Dec 2020, Quarter 2) that Overstrand Municipality received correspondence on 31 December 2020 from the service provider (Bytes Systems Integration) for the financial system currently in use (SAMRAS), inclusive of the following notification as corresponded to National Treasury:

“this letter serves to advise that the service provider for the SAMRAS system has changed from Altron TMT (Pty) Ltd to Solvem Consulting (Pty) Ltd. The effective date of the business transfer is the 1 December 2020. The transfer of the resources will be the 1 January 2021. The SAMRAS product and service offerings remain the same. The full resource team transfers in a section 197 process and hence continuity of service will be uninterrupted to our current clients.”

It was also confirmed that this development will be closely monitored and any important matters impacting on the Overstrand contract, service rendering levels, etc. will be reported to Council, with the continuation of this quarterly report, due to the process still not leading to a close-out report in the near future.

The feedback provided to municipalities a year ago (March 2021) focused on the continuous development of the Web system modules and importantly, efforts currently with regard to the gradual migration of West Coast District Municipality, Stellenbosch Municipality, and lately George Municipality, in particular to the web modules. Progress with these efforts are currently at various stages, which could not be established as completed migration processes from the classic environment to the web. Other instances of municipalities involved and the extent of these municipal sites where specific web module testing is currently underway, or planning processes could not be established during these workshops and the usergroup meeting on the 4th of March 2021, to provide the necessary evidence and confirmation that the service provider is currently in a position to provide the required resources and detailed project plan for a viable migration process with regard to any substantial module or section of a module, to the web-based platform.

The service provider provided the following feedback in terms of further development of web modules attended to, since the previous usergroup meeting towards the end of 2020, up to the end of February 2021:



The Overstrand mSCOA Committee awaited detailed information requested from the service provider, in order to consider the appropriate approach in ensuring that the municipality will not be exposed to risk from either an operational- and/or monetary perspective.

mSCOA Circulars

The inclusion of the following reference with regard to most recent mSCOA circulars in the past 2 years aims to provide Council with an overview of progress made by National Treasury in the roll-out of the mSCOA Regulation thus far -

Municipal SCOA Circular No. 7 - 02 March 2020: Guide on Construction Work in Progress (CWIP)

The principles stated in this circular were implemented during the 2019/2020 General Adjustments Budget, which served before Council on 26 February 2020 and was carried forward into the 2020/2021 Budget Cycle

Municipal SCOA Circular No. 8 - 24 April 2020: Guidance on Virement Policies for Municipalities

The guidance in this circular already forms an integral part of Overstrand municipality's Virement Policy.

Municipal SCOA Circular No. 9 - 09 June 2020: Reporting on COVID-19 using the mSCOA chart

The principle of Typical Workstream Projects relating to COVID-19 was implemented for the Special Adjustments Budget in June 2020, notwithstanding that is circular was issued on the same day that the Special Adjustments Budget was submitted to be tabled in Council.

Municipal SCOA Circular No. 10 – 14 October 2020: Cash Flow Guidance

This circular is to provide further guidance to municipalities on the correct use of the municipal standard chart of accounts (mSCOA) data strings to populate the cash flows tables in Schedules A, B and C of the Municipal Budget Reporting Regulations (MBRR) To ensure that the MBRR cash flow tables (A7, SA30, B7 and C7) are linked correctly to the mSCOA data strings.

National Treasury corrected the linkages in the segment item: asset and liabilities.

Municipal SCOA Circular No. 11 – 4 December 2020: Guidance on the use of the Fund Segment

The purpose of this circular is to provide guidance to municipalities on the use of the Fund segment.

Following the guidance provided in Circular 10, the following cash flow issues still had to be corrected and/or clarified:

- The recording of unallocated deposits;
- The duplication of capital assets other expenditure (trade and other payables – payables and accruals);
- The linking of construction Work-In-Progress (CWIP) to capital assets in Table A9 of the A1 Schedule;
- The linking of advance payments and retentions to the cash flow tables;
- The distinction of and payment between Inventory, Contracted Services and Other Expenditure line items not specifically listed under Liabilities in the mSCOA chart; and
- The linking of Income tax receivable, Income tax payables, Value Added Tax (VAT) receivable, VAT payable, Accrued interest on receivables to cash flow/payments.

Municipal SCOA Circular No. 12 – 01 October 2021: Guidance on Value Added Tax (VAT)

The purpose of this circular is to provide guidance to municipalities on how to budget, transact and report for Value Added Tax (VAT) using the Municipal Standard Chart of Accounts (mSCOA) chart.

The following guidance is provided in Circular 12:

- When municipalities prepare their MTREF budgets, it must be exclusive of VAT and therefore the regulated budget Tables A4 and A5 must be VAT exclusive.
 - It should also be noted that the accounts for Input and Output Tax on the mSCOA chart is named Input and Output VAT and irrecoverable debt is referred to as bad debt. Therefore, where reference is made to the VAT accounts in the chart in the examples used to explain the VAT transactions, Input and Output VAT and bad debt is used as per the mSCOA chart.
 - These discrepancies in the terminology will be corrected in version 6.6 of the chart.
-

5.10

A PORTION OF ERF 4565 HERMANUS: PARTIAL AMENDMENT OF COUNCIL RESOLUTION DATED 30 AUGUST 2023 – HERMANUS PUBLIC PROTECTION (NPC)

This item is distributed under separate cover.

In terms of Section 20(1) of the Local Government: Municipal Systems Act, No 32 of 2000, read with Rule 17 of the Overstrand Municipality's By-law on Rules of Order for Internal Arrangements, this item must be considered "in committee".

5.11

A PORTION OF UNREGISTERED ERF 12212 HERMANUS (SITUATED IN MUSSEL ROAD, HERMANUS): DEVIATION FROM PARAGRAPH 20.1(B) OF THE ADMINISTRATION OF IMMOVABLE PROPERTY POLICY OF 2015 ALLOWING THE MUNICIPALITY TO ENTER INTO A FURTHER TEMPORARY AGREEMENT WITH HERMANUS PUBLIC PROTECTION (NPC)

This item is distributed under separate cover.

In terms of Section 20(1) of the Local Government: Municipal Systems Act, No 32 of 2000, read with Rule 17 of the Overstrand Municipality's By-law on Rules of Order for Internal Arrangements, this item must be considered "in committee".

5.12

**LEASES FOR “SEMI-PERMANENT” STANDS ON A PORTION OF ERF 207
GANSBAAI (GANSBAAI CARAVAN PARK)**

This item is distributed under separate cover.

In terms of Section 20(1) of the Local Government: Municipal Systems Act, No 32 of 2000, read with Rule 17 of the Overstrand Municipality’s By-law on Rules of Order for Internal Arrangements, this item must be considered “in committee”.

5.13

WRITING OFF OF IRRECOVERABLE DEBT

This item is distributed under separate cover.

In terms of Section 20(1) of the Local Government: Municipal Systems Act, No 32 of 2000, read with Rule 17 of the Overstrand Municipality's By-law on Rules of Order for Internal Arrangements, this item must be considered "in committee".

6. URGENT MATTERS SUBMITTED BY THE MUNICIPAL MANAGER (IF ANY)

7. CONSIDERATION OF NOTICES OF MOTIONS / QUESTIONS

At the time of the closing of the agenda, no notices of motions/questions were received.

8. CONSIDERATION OF MOTIONS OF EXIGENCY (IF ANY)