



**ORDINARY MEETING OF THE COUNCIL**  
**GEWONE VERGADERING VAN DIE RAAD**  
**INTLANGANISO YESIQHELO YEBHUNGA**

**A G E N D A**

**I-AJENDA**

**DATE / DATUM / UMHLA : 30 APRIL / APRELI 2025**  
**VENUE / PLEK / INDAWO : BANQUETING HALL /**  
**BANKETSAAL**  
**CIVIC CENTRE / BURGERSENTRUM / IZIKO LOLUNTU**  
**HERMANUS**  
**TIME / TYD / IXESHA : 10:00**

# **MUNICIPALITY / MUNISIPALITEIT / UMASIPALA WE-OVERSTRAND**

Office of the Municipal  
Manager  
Municipal Offices  
HERMANUS

22 April / Apreli 2025

## **NOTICE TO ALL ALDERMEN & COUNCILLORS**

### **ORDINARY MEETING OF THE OVERSTRAND MUNICIPAL COUNCIL**

**NOTICE IS HEREBY GIVEN** that an **ORDINARY MEETING** of the **OVERSTRAND MUNICIPAL COUNCIL** will be held in the **Banqueting Hall, Civic Centre, Hermanus**, on **WEDNESDAY, 30 APRIL 2025** at **10:00** to consider the business set forth in the subjoined agenda.

*The attention of Councillors is directed to the Code of Conduct for Councillors, Schedule 7 of the Local Government : Municipal Structures Act, 1998 (Act 117 of 1998).*

**DR D O'NEILL**  
**MUNICIPAL MANAGER**

---

## **KENNISGEWING AAN ALLE RAADSHERE & RAADSLEDE**

### **GEWONE VERGADERING VAN DIE OVERSTRAND MUNISIPALE RAAD**

**KENNIS WORD HIERMEE GEGEE** dat 'n **GEWONE VERGADERING** van die **OVERSTRAND MUNISIPALE RAAD** gehou sal word in die **Banketsaal, Burgersentrum, Hermanus**, op **WOENSDAG, 30 APRIL 2025** om **10:00** om die sake op meegaande sakelys te bespreek.

*Raadslede se aandag word gevestig op die Gedragskode vir Raadslede, Skedule 7 van die Wet op Plaaslike Regering : Munisipale Strukture, 1998 (Wet 117 van 1998).*

**DR D O'NEILL**  
**MUNISIPALE BESTUURDER**

---

## **ISAZISO ESIYA KUBO BONKE OOCEBAKHULU NOOCEBA**

### **INTLANGANISO YESIQHELO YEBHUNGA LIKAMASIPALA WE-OVERSTRAND**

**OKU KUKWAZISA** ukuba intlanganiso **YESIQHELO yeBHUNGA LIKAMASIPALA WE-OVERSTRAND**, iza kuba se **I-Banqueting Hall, kwiZiko LoLUNTU, eHermanus, uLWESITHATHU**, Umhla we **30 APRELI 2025**, ngeye-**10:00** ukuqwalasela imicimbi ekule ajenda iqhotyoshelwe apha.

*OCeba bayacelwa ukuba baqwalasele isikhokelo sokuziphatha sooCeba, iShedyuli 7 kaRhulumente wooMasipala: uMthetho weeNkqubo zikaMasipala, uMthetho -1998 (uMthetho we-117 ka-1998).*

**DR D O'NEILL**  
**UMPHATHI KAMASIPALA**

**AGENDA/...**

# COUNCIL

30 April 2025

## INDEX

<u>ITEM</u>		<u>PAGE NUMBER</u>
1.	OPENING	1
2.	APPLICATIONS FOR LEAVE OF ABSENCE	1
3.	CONFIRMATION OF MINUTES	1
4.	MATTERS ARISING FROM MINUTES	1
5.	STATEMENTS AND COMMUNICATIONS BROUGHT FORWARD BY THE SPEAKER / EXECUTIVE MAYOR	1
6.	CONSIDERATION OF RECOMMENDATIONS MADE BY THE EXECUTIVE MAYOR TO COUNCIL, IN TERMS OF SECTION 160(2) OF THE CONSTITUTION, 1996, AND SECTION 59(1)(a) OF THE LOCAL GOVERNMENT: MUNICIPAL SYSTEMS ACT 2000 (ACT 32 OF 2000)	2
6.1	TRANSFER OF ERF 6214 HERMANUS (SITUATED AT 23A MITCHELL STREET, HERMANUS) TO MARIA ALETTA VAN DER MERWE	2
6.2	TRANSFER OF ERF 484 GANSBAAI (SITUATED AT 3 HOOP STREET, GANSBAAI) TO NIEL LUCAS	3
6.3	TRANSFERS OF VARIOUS MUNICIPAL IMMOVABLE PROPERTIES SOLD BY MEANS OF PUBLIC AUCTION	4-5
6.4	OVERSTRAND MUNICIPALITY: WHEELING OF ENERGY	6
6.5	REVIEW OF SUCCESSION PLANNING AND CAREER PATHING POLICY	7
6.6	DRAFT SALGA JOB EVALUATION POLICY FOR ALL MUNICIPALITIES	8
6.7	A PORTION OF REMAINDER FARM NR 581 SITUATED IN ONRUSTRIVIER, KNOWN AS "MILK ON THE BEACH RESTAURANT" AT ONRUS BEACH: DEVIATION FROM PARAGRAPH 18 OF THE ADMINISTRATION OF IMMOVABLE PROPERTY POLICY OF 2015 ALLOWING THE MUNICIPALITY TO TEMPORARILY RENEW THE LEASE OF MUNICIPAL PROPERTY TO MILK AT THE BEACH (PTY) LTD	9
6.8	WRITE-OFF OF INTEREST: OVERBERG DISTRICT MUNICIPALITY <i>(To be dealt with in committee)</i>	10

<u>ITEM</u>		<u>PAGE NUMBER</u>
7.	REPORTS FOR CONSIDERATION	
7.1	MONTHLY REPORT TO COUNCIL ON THE SUPPLY CHAIN MANAGEMENT (SCM) POLICY FOR MARCH 2025	11-44
7.2	SUPPLY CHAIN MANAGEMENT IMPLEMENTATION REPORT – 2024/2025: 3 <sup>rd</sup> QUARTER: 01 JANUARY 2025 TO 31 MARCH 2025	45-122
7.3	APPOINTMENT OF A SELECTION PANEL FOR THE RECRUITMENT AND SELECTION PROCESS FOR THE APPOINTMENT OF A DIRECTOR: COMMUNITY SERVICES	123-125
7.4	APPOINTMENT OF AN ACTING CHIEF FINANCIAL OFFICER (CFO) : DIRECTORATE FINANCIAL SERVICES	126-127
7.5	QUARTERLY BANK ACCOUNT WITHDRAWALS IN TERMS OF SECTION 11(4) OF THE MFMA FOR THE QUARTER ENDED MARCH 2025	128-130
7.6	BUDGET REPORT AND SERVICE DELIVERY AND BUDGET IMPLEMENTATION PLAN (SDBIP) FOR THE QUARTER ENDED MARCH 2025	131-215
7.7	REPORT ON THE PROPOSED 3 <sup>RD</sup> ADJUSTMENTS BUDGET FOR 2024/2025	216-304
8.	URGENT MATTERS SUBMITTED BY THE MUNICIPAL MANAGER (IF ANY)	305
9.	CONSIDERATION OF NOTICES OF MOTIONS / QUESTIONS (IF ANY)	305
10.	CONSIDERATION OF MOTIONS OF EXIGENCY (IF ANY)	305

**1. OPENING**

**2. APPLICATIONS FOR LEAVE OF ABSENCE**

**3. CONFIRMATION OF MINUTES**

3.1 Minutes of an **Ordinary Meeting** of the **Overstrand Municipal Council** held on **Wednesday, 26 March 2025** at **10:00**

3.2 Minutes of a **Special Meeting** of the **Overstrand Municipal Council** held on **Monday, 31 March 2025** at **14:00**

**4. MATTERS ARISING FROM THE MINUTES**

**5. STATEMENTS AND COMMUNICATIONS BROUGHT FORWARD BY THE SPEAKER / ACTING EXECUTIVE MAYOR**

Salga Matters:

**6. CONSIDERATION OF RECOMMENDATIONS MADE BY THE EXECUTIVE MAYOR TO COUNCIL, IN TERMS OF SECTION 160(2) OF THE CONSTITUTION, 1996, AND SECTION 59(1)(a) OF THE LOCAL GOVERNMENT: MUNICIPAL SYSTEMS ACT 2000 (ACT 32 OF 2000)**

**6.1**

**TRANSFER OF ERF 6214 HERMANUS (SITUATED AT 23A MITCHELL STREET, HERMANUS) TO MARIA ALETTA VAN DER MERWE**

**(ITEM 4 PAGE 213 : PLANNING & DEVELOPMENT PORTFOLIO - MAYORAL COMMITTEE MEETING : 16 APRIL 2025)**

**RECOMMENDATION TO THE COUNCIL:**

1. that the transfer of 6214 Hermanus (361m<sup>2</sup> in extent), to Maria Aletta van der Merwe at an amount of R2,300,000.00 (TWO MILLION THREE HUNDRED THOUSAND RAND) (VAT included), for residential purposes, **be approved**;
2. that all costs pertaining to the transaction, including but not limited to, the transfer cost, water, sewer and electricity connections, the required public participation process, but excluding the valuation cost, be paid by the Purchaser;
3. that a condition be registered in the title deed of the Property that it may only be used for residential purposes; and
4. that it is confirmed that Council has taken cognisance of the fact that the municipal property herewith envisaged to be transferred is not required for the provision of basic municipal services in terms of paragraph 5 of the Administration of Immovable Property Policy (2015) and section 14 of the Local Government: Municipal Finance Management Act, No 56 of 2003.

**RESPONSIBLE OFFICIAL :**

**M ERASMUS**

**TARGET DATE FOR IMPLEMENTATION :**

**28 MAY 2025**

**TARGET DATE TO INFORM APPLICANT :**

**10 MAY 2025**

**6.2****TRANSFER OF ERF 484 GANSBAAI (SITUATED AT 3 HOOP STREET, GANSBAAI) TO NIEL LUCAS****(ITEM 5 PAGE 220 : PLANNING & DEVELOPMENT PORTFOLIO - MAYORAL COMMITTEE MEETING : 16 APRIL 2025)****RECOMMENDATION TO THE COUNCIL:**

1. that the transfer of 484 Gansbaai (694m<sup>2</sup> in extent), to Niel Lucas at an amount of R1,000,000.00 (ONE MILLION RAND) (VAT included) for residential purposes, **be approved**;
2. that all costs pertaining to the transaction, including but not limited to, the transfer cost, water, sewer and electricity connections, the required public participation, but excluding the valuation cost, be paid by the Purchaser;
3. that a condition be registered in the title deed of the Property that it may only be used for residential purposes; and
4. that it is confirmed that Council has taken cognisance of the fact that the municipal property herewith envisaged to be transferred is not required for the provision of basic municipal services in terms of paragraph 5 of the Administration of Immovable Property Policy (2015) and section 14 of the Local Government: Municipal Finance Management Act, No 56 of 2003.

**RESPONSIBLE OFFICIAL :****M ERASMUS****TARGET DATE FOR IMPLEMENTATION :****28 MAY 2025****TARGET DATE TO INFORM APPLICANT :****10 MAY 2025**

**6.3****TRANSFERS OF VARIOUS MUNICIPAL IMMOVABLE PROPERTIES SOLD BY MEANS OF PUBLIC AUCTION****(ITEM 6 PAGE 227 : PLANNING & DEVELOPMENT PORTFOLIO - MAYORAL COMMITTEE MEETING : 16 APRIL 2025)****RECOMMENDATION TO THE COUNCIL:**

1. that the transfer of the following properties sold by means of a public auction, **be approved:**
  - (a) Erf 1851 Gansbaai at an amount of R1,900,000.00 (VAT excluded) for Industrial Zone 1: General Industrial purposes;
  - (b) Erf 2788 Hermanus at an amount of R2,847,913.04 (VAT excluded) for Residential Zone 1: Single Residential purposes;
  - (c) Erf 7082 Hermanus at an amount of R143,478.26 (VAT excluded) for Residential Zone 1: Single Residential purposes;
  - (d) Rem Erf 4324 Kleinmond at an amount of R826,086.96 (VAT excluded) for Residential Zone 1: Single Residential purposes;
  - (e) Erf 6847 Kleinmond at an amount of R135,652.17 (VAT excluded) for Residential Zone 1: Single Residential purposes;
  - (f) Erf 6834 Kleinmond at an amount of R174,782.61 (VAT excluded) for Residential Zone 1: Single Residential purposes;
  - (g) Erf 3226 Betty's Bay at an amount of R586,956.52 (VAT excluded) for Residential Zone 1: Single Residential purposes;
  - (h) Erf 795 Stanford at an amount of R104,347.83 (VAT excluded) for Residential Zone 1: Single Residential purposes;
  - (i) Erf 800 Stanford at an amount of R75,652.17 (VAT excluded) for Residential Zone 1: Single Residential purposes;
2. that all costs pertaining to the individual transactions, including but not limited to, the transfer cost, water, sewer and electricity connections, the required public participation process, service relocation costs and servitude registration cost (where applicable), but excluding the valuation costs, be paid by the individual purchasers;
3. that a condition be registered in the title deed of Erf 1851 Gansbaai that the purchaser shall complete the development of the property, in the form of a building or other acceptable structure, within a period of 2 (TWO) years, starting from the date of registration of transfer of the property in the Deeds Office. Should it become apparent that the purchaser shall not be able to complete the development within the aforementioned 2 (TWO) year period, the purchaser shall be entitled to request an extension of the time period within which to complete the development;

4. that as to Erf 6847 Kleinmond, the purchaser must at own cost, simultaneous with the transfer of Erf 6847 Kleinmond, register a services pipeline servitude that runs parallel with the property boundary, in favour of the Municipality, for the protection of the existing municipal infrastructure;
5. that a condition be registered against the title deed of each of the properties that the property may only be used for purpose it was sold for as indicated in 1 above; and
6. that it is confirmed that Council has taken cognisance of the fact that the municipal properties herewith envisaged to be alienated are not required for the provision of basic municipal services in terms of paragraph 5 of the Administration of Immovable Property Policy (2015) and section 14 of the Local Government: Municipal Finance Management Act, No 56 of 2003.

**RESPONSIBLE OFFICIAL :**

**A LE ROUX**

**TARGET DATE FOR IMPLEMENTATION :**

**30 MAY 2025**

**TARGET DATE TO INFORM APPLICANT :**

**30 MAY 2025**

**6.4****OVERSTRAND MUNICIPALITY: WHEELING OF ENERGY****(ITEM 1 PAGE 1 : INFRASTRUCTURE SERVICES PORTFOLIO -  
MAYORAL COMMITTEE MEETING : 16 APRIL 2025)****RECOMMENDATION TO THE COUNCIL:**

1. that Council notes the report related to wheeling as a Municipal service;
2. that Council approves the proposed Wheeling Policy;
3. that Council approves the proposed monthly reconciliation billing methodology until the billing system can reconcile hourly or half-hourly; and
4. that Council approves the Eskom Wholesale Electricity Structure (WEPS) less losses as the method/tariff to credit customers for wheeled energy.

**RESPONSIBLE OFFICIAL :****G LOTTER****TARGET DATE FOR IMPLEMENTATION :****N/A**

**6.5**

**REVIEW OF SUCCESSION PLANNING AND CAREER PATHING POLICY**

**(ITEM 1 PAGE 1 : CORPORATE SERVICES PORTFOLIO - MAYORAL  
COMMITTEE MEETING : 16 APRIL 2025)**

**RECOMMENDATION TO THE COUNCIL:**

that the revised Succession Planning and Career Pathing Policy **be approved.**

**RESPONSIBLE OFFICIAL :**

**L BUCCHIANERI**

**TARGET DATE FOR IMPLEMENTATION :**

**01 MAY 2025**

**6.6**

**DRAFT SALGA JOB EVALUATION POLICY FOR ALL MUNICIPALITIES**

**(ITEM 2 PAGE 17 : CORPORATE SERVICES PORTFOLIO - MAYORAL COMMITTEE MEETING : 16 APRIL 2025)**

**RECOMMENDATION TO THE COUNCIL:**

1. that Council adopts the Draft SALGA Job Evaluation Policy for all Municipalities;  
and
2. that the current TASK Job Evaluation policy be replaced with the adopted Draft SALGA Job Evaluation Policy for all Municipalities.

**RESPONSIBLE OFFICIAL:**

**L BUCCHIANERI**

**TARGET DATE FOR IMPLEMENTATION:**

**MARCH 2025**

## 6.7

A PORTION OF REMAINDER FARM NR 581 SITUATED IN ONRUSTRIVIER, KNOWN AS "MILK ON THE BEACH RESTAURANT" AT ONRUS BEACH: DEVIATION FROM PARAGRAPH 18 OF THE ADMINISTRATION OF IMMOVABLE PROPERTY POLICY OF 2015 ALLOWING THE MUNICIPALITY TO TEMPORARILY RENEW THE LEASE OF MUNICIPAL PROPERTY TO MILK AT THE BEACH (PTY) LTD

**(ITEM 6 PAGE 157 : MAYORAL COMMITTEE MEETING : 16 APRIL 2025)**

**RECOMMENDATION TO THE COUNCIL:**

that the deviation from paragraph 18 of the Administration of Immovable Property Policy in order to temporarily renew the current lease agreement with Milk at the Beach (Pty) Ltd for a further period of 13 (THIRTEEN) months without following a competitive process, **be approved.**

<b>RESPONSIBLE OFFICIAL :</b>	<b>M ERASMUS</b>
<b>TARGET DATE FOR IMPLEMENTATION :</b>	<b>28 MAY 2025</b>
<b>TARGET DATE TO INFORM APPLICANT :</b>	<b>10 MAY 2025</b>

**6.8**

**WRITE-OFF OF INTEREST: OVERBERG DISTRICT MUNICIPALITY**

**(ITEM 8 PAGE 177 : MAYORAL COMMITTEE MEETING : 16 APRIL 2025)**

This item is distributed under separate cover.

In terms of Section 20(1) of the Local Government: Municipal Systems Act, No 32 of 2000, read with Rule 17 of the Overstrand Municipality's By-law on Rules of Order for Internal Arrangements, this item must be considered "in committee".

**7. CONSIDERATION OF REPORTS****7.1****MONTHLY REPORT TO COUNCIL ON THE SUPPLY CHAIN MANAGEMENT (SCM) POLICY FOR MARCH 2025****C Le Roux**  
**02 April 2025****Divisional Manager: Supply Chain Management****(028) 313 8107**

---

**1. Executive Summary**

The purpose of this report is to inform Council of procurement by the delegated authority in terms of the Supply Chain Management Policy for March 2025.

**2. Service Delivery and Budget Implementation Plan - IGNITE**

Directorate : Financial Services  
Division : Supply Chain Management

**3. Compliance with Strategic Priorities**

Provision of democratic, accountable and ethical governance  
Provision and maintenance of municipal services

**4. Delegated Authority**

None

**5. Legal Requirements**

Local Government: Municipal Finance Management Act 2003, (Act 56 of 2003)  
Local Government: Municipal Systems Act 2000, (Act 32 of 2000)  
Overstrand Municipality Supply Chain Management Policy dated 25 June 2008, as amended.  
Overstrand Municipality Preferential Procurement Policy

**6. Background/Discussion/Evaluation/Conclusion****Background**

The purpose of this report is to ensure that Council maintains oversight over the implementation of the Supply Chain Management Policy. In terms of Paragraph 36(2) of the said policy, the Accounting Officer must record the

reasons for any deviations in terms of Paragraph 36(1) of the policy and report same to council.

### **Discussion**

#### **A. Deviations - Paragraph 36(1)(a)**

Paragraph 36(1)(a) of Council's Supply Chain Management (SCM) Policy allows circumstances for deviations from the procurement processes. Furthermore, the policy requires in Paragraph 36(2), that the reasons for any deviations from the procurement processes must be recorded and be reported to Council.

Deviations approved in terms of Paragraph 36(1)(a) for March 2025 is attached as **Annexure A**.

#### **B. Awards in terms of Paragraph 17(1)(c)**

In terms of Paragraph 17(1)(c) of the SCM Policy, where the Formal Written Price Quotation process has been followed for procurement and it is not possible to obtain at least three quotations, the reasons must be recorded and approved by the Chief Financial Officer (CFO) or an official designated by the CFO.

In terms of Paragraph 17(2) of the said policy, the designated official must report all such approvals made by the official in terms of their sub-delegation to the Chief Financial Officer.

A schedule of all such approvals for March 2025 is attached as per **Annexure B**.

#### **C. Value of all Awards (Procurement transactions)**

All procurement transactions undertaken with regards to tenders, transversal contracts, amendment of contracts, formal written price quotations awarded in terms of the Supply Chain Management Policy for March 2025.

A schedule of these awards for March 2025 is attached as **Annexure C**.

## **7. Financial Implications**

None

**8. Staff Implications**

None

**9. Comments from other Departments, Divisions and Administrations**

None

**10. Annexures**

Annexure A: Schedule of deviations from the procurement processes approved in terms paragraph 36(1)(a)

Annexure B: Schedule of approvals in terms of paragraph 17(1)(c)

Annexure C: Schedule of awards made in terms of paragraph 12(1)(b) & (c)

**RECOMMENDATION TO THE COUNCIL:**

1. that the deviations from the procurement processes, approved in terms of the delegated authority for March 2025, **be noted**;
2. that the awards made in terms of Paragraph 17(1)(c), approved in terms of the delegated authority for March 2025, **be noted**; and
3. that the awards made through the Bid Committee system and formal written price quotations for March 2025, **be noted**.

**RESPONSIBLE OFFICIAL :****C LE ROUX****TARGET DATE FOR IMPLEMENTATION :****TO BE NOTED**



**SCHEDULE OF DEVIATIONS IN TERMS OF CLAUSE 36(1)(a) OF THE SCM POLICY - OVERSTRAND MUNICIPALITY - MARCH 2025**

#	Deviation #	Supplier	Directorate	Department	Approved Date	Deviation in terms of Clause 36(1)(a)	Amount Operational	Amount Capital	VAT	Value of the Deviation	Comments / Line description
1	SCD3619/2024	Spectrum Communications (Pty) Ltd	Infrastructure Services	Electrical services	2025/03/06	36(1)(a)(v)	R 455 008,72	R -	R 68 251,31	R 523 260,03	Monitoring of Electrical Infrastructure System and Maintenance of Installed Instruments
2	SCD3622/2024	Larry's Airconditioning CC	Community Services	Facilities, Halls and Building Maintenance	2025/03/06	36(1)(a)(v)	R 42 424,19		R 6 363,63	R 48 787,82	Repair faulty 2x main PCB's and controller of Air Conditioner in Auditorium
3	SCD3604/2024	The Rescue Tool Guys (Pty) Ltd	Municipal Public Safety	Fire, Rescue & Disaster Management	2025/03/20	36(1)(a)(ii)	R 403 029,45	R -	R 60 454,42	R 463 483,87	Service and Repair of Specialised Equipment - Jaws of Life
4	SCD3630/2024	Kishugu Aviation (Pty) Ltd	Municipal Public Safety	Fire, Rescue & Disaster Management	2025/03/20	36(1)(a)(i)	R 17 621,16	R -	R 2 643,17	R 20 264,33	Aerial Resource Utilization at Gansbaai on 27 February 2025
5	SCD3631/2024	Working on Fire (Pty) Ltd	Municipal Public Safety	Fire, Rescue & Disaster Management	2025/03/20	36(1)(a)(i)	R 99,00	R -	R 14,85	R 113,85	WOF Ground Team Utilized at De Draay, Kleinmond Fire WOF
	SCD3631/2024	Working on Fire (Pty) Ltd	Municipal Public Safety	Fire, Rescue & Disaster Management	2025/03/20	36(1)(a)(i)	R 730,00	R -	R 109,50	R 839,50	WOF Ground Teams Utilized at Blue Gum Farm, Stanford
	SCD3631/2024	Working on Fire (Pty) Ltd	Municipal Public Safety	Fire, Rescue & Disaster Management	2025/03/20	36(1)(a)(i)	R 8 201,00	R -	R 1 230,15	R 9 431,15	Ground Resource Utilization at Gansbaai on 27 February 2025
6	SCD3632/2024	Caledon Vet Clinic	Planning & Development	Environmental Management & Conservation	2025/03/20	36(1)(a)(v)	R 3 015,24	R -	R 452,29	R 3 467,53	Euthanasia Rooiels Baboon
	SCD3632/2024	Caledon Vet Clinic	Planning & Development	Environmental Management & Conservation	2025/03/20	36(1)(a)(v)	R 3 857,08	R -	R 578,56	R 4 435,64	Vet Callout to Treat an Injured Juvenile - Pring Bay
	SCD3632/2024	Caledon Vet Clinic	Planning & Development	Environmental Management & Conservation	2025/03/20	36(1)(a)(v)	R 6 373,74	R -	R 956,06	R 7 329,80	Vet services - Treating Female Baboon
7	SCD3633/2024	Adapt IT (Pty) Ltd	Financial Services	Accounting Services	2025/03/20	36(1)(a)(ii)	R 84 101,51	R -	R 12 615,23	R 96 716,74	Overstrand LM - mSCOA templates updated, Caseware Africa - Adapt IT Holdings Ltd - Oct 2024 - Sep 2025
8	SCD3609(A)/2024	Grabouw Dierekliniek t/a Hermanus Animal Hospital	Municipal Public Safety	K9 Unit	2025/03/27	36(1)(a)(v)	R 39 130,43	R -	R 5 869,57	R 45 000,00	Veterinary Services for the K9 Unit for a contract period ending 30 June 2025
9	SCD3635/2024	La Vierge Wines (Pty) Ltd	Planning & Development	Environmental Management & Conservation	2025/03/28	36(1)(a)(v)	R 25 845,65	R -	R 3 876,85	R 29 722,50	Generation Restoration Field Visit - venue hire and the provision of catering services to approximately 36 delegates

TOTAL

9

**R 1 089 437,18 R - R 163 415,58 R 1 252 852,76**



**Schedule of approvals in terms of Clause 17(2) of the SCM Policy - Overstrand Municipality - March 2025**

10				Received only one quote by closing time and date of submission of quotation								
11				Received only two quotes at closing time and date of submission of quotation								
#	Request	Order #	Order Date	Value (Excl. VAT)	VAT	Value (Incl. VAT)	Comments / Line description	Supplier	Directorate	Department	Reason Code	
1	141832	270915	2025/03/03	R 10 575,00	R 1 586,25	R 12 161,25	SUPPLY & INSTALL 12K BTU MIDWALL SPLIT UNIT NON-INVERTER (HEATING & COOLING) X 1	GANSBAAI AIRCON AND REFRIGERATION CC	COMMUNITY SERVICES	COMM:BUILDING MAINTENANCE	11	
2	142688	270938	2025/03/04	R 3 664,00	R -	R 3 664,00	COFFEE, TEA, MILK & SUGAR X 80	100 PERCENT ACCURATE (PTY) LTD	CORPORATE SERVICES	CORP:RISK MANAGEMENT	10	
	142688	270938	2025/03/04	R 8 000,00	R -	R 8 000,00	FINGER LUNCH X 80	100 PERCENT ACCURATE (PTY) LTD	CORPORATE SERVICES	CORP:RISK MANAGEMENT	10	
	142688	270938	2025/03/04	R 560,00	R -	R 560,00	GREEN SALAD PLATTERS AND SALAD DRESSING X 2	100 PERCENT ACCURATE (PTY) LTD	CORPORATE SERVICES	CORP:RISK MANAGEMENT	10	
	142688	270938	2025/03/04	R 2 800,00	R -	R 2 800,00	STILL WATER X 80	100 PERCENT ACCURATE (PTY) LTD	CORPORATE SERVICES	CORP:RISK MANAGEMENT	10	
	142688	270938	2025/03/04	R 810,00	R -	R 810,00	ASSORTED 5 LITRE JUICES X 6	100 PERCENT ACCURATE (PTY) LTD	CORPORATE SERVICES	CORP:RISK MANAGEMENT	10	
	142688	270938	2025/03/04	R 750,00	R -	R 750,00	SERVICE & CLEANING AND DELIVERY X 1	100 PERCENT ACCURATE (PTY) LTD	CORPORATE SERVICES	CORP:RISK MANAGEMENT	10	
	142688	270938	2025/03/04	R 250,00	R -	R 250,00	DELIVERY X 1	100 PERCENT ACCURATE (PTY) LTD	CORPORATE SERVICES	CORP:RISK MANAGEMENT	10	
3	142546	270957	2025/03/05	R 4 204,80	R 630,72	R 4 835,52	ENZ-RETROJET 1/2 X 1	IAN DICKIE & COMPANY (PTY) LTD	INFRASTRUCTURE SERVICES	INFRA:WATER:HERMANUS	11	
	142546	270957	2025/03/05	R 14 316,75	R 2 147,51	R 16 464,26	SUBMERSIBLE PUMP RB80Z X 3	IAN DICKIE & COMPANY (PTY) LTD	INFRASTRUCTURE SERVICES	INFRA:WATER:HERMANUS	11	
4	141063	270958	2025/03/05	R 3 450,00	R -	R 3 450,00	DEEP CLEAN/WASHING OF CARPETS X 1	WE GREEN AND PROJECTS (PTY) LTD	COMMUNITY SERVICES	COMM:LIBRARY SERVICES	11	
5	142642	270960	2025/03/05	R 1 936,01	R 290,40	R 2 226,41	ADVANCE ERGO OR SIMILAR GLOVES X 6	LUMBER & LAWN	COMMUNITY SERVICES	COMM:RESORTS:ONRUS CARAVAN PARK	11	
	142642	270960	2025/03/05	R 2 642,50	R 396,37	R 3 038,87	CHAINSAW PANTS FOR PROTECTION OR SIMILAR X 2	LUMBER & LAWN	COMMUNITY SERVICES	COMM:RESORTS:ONRUS CARAVAN PARK	11	
6	142625	270961	2025/03/05	R 10 850,00	R -	R 10 850,00	RECOVERING OF OFFICE CHAIRS MATERIAL UPHOLSTERY X 23	HARIKISUN GENERAL DEALERS (PTY) LTD	INFRASTRUCTURE SERVICES	INFRA:PRINCIPAL ENGINEER:PROJECT MANAGEMENT	11	
	142770	270963	2025/03/05	R 4 050,00	R -	R 4 050,00	L18M X H1,8M(REMOVE SECTIONS VIB) X 12	ANTON'S CONCRETE AND STEEL (PTY) LTD	COMMUNITY SERVICES	COMM:SPORTSFIELDS	10	

7	142770	270963	2025/03/05	R	14 940,00	R	-	R	14 940,00	L18M X H1,8M(INSTALL NEW VIB WALL) X 12	ANTON'S CONCRETE AND STEEL (PTY) LTD	COMMUNITY SERVICES	COMM:SPORTSFIELDS	10
	142770	270963	2025/03/05	R	1 350,00	R	-	R	1 350,00	L6M X H1,8M(REMOVE SECTIONS VIB) X 4	ANTON'S CONCRETE AND STEEL (PTY) LTD	COMMUNITY SERVICES	COMM:SPORTSFIELDS	10
	142770	270963	2025/03/05	R	2 000,00	R	-	R	2 000,00	RE - INSTALL OLD VIB WALL (L6M X H1,8M/CLIENT MATERIAL) X 4	ANTON'S CONCRETE AND STEEL (PTY) LTD	COMMUNITY SERVICES	COMM:SPORTSFIELDS	10
	142770	270963	2025/03/05	R	344,00	R	-	R	344,00	BRICKLINE SLABS X 4	ANTON'S CONCRETE AND STEEL (PTY) LTD	COMMUNITY SERVICES	COMM:SPORTSFIELDS	10
	142770	270963	2025/03/05	R	602,00	R	-	R	602,00	PLAIN SLABS X 7	ANTON'S CONCRETE AND STEEL (PTY) LTD	COMMUNITY SERVICES	COMM:SPORTSFIELDS	10
	142770	270963	2025/03/05	R	1 140,00	R	-	R	1 140,00	VIB POLES(L2,3M) X 4	ANTON'S CONCRETE AND STEEL (PTY) LTD	COMMUNITY SERVICES	COMM:SPORTSFIELDS	10
8	142085	270970	2025/03/06	R	4 700,00	R	705,00	R	5 405,00	MODIFY STANDARD DIGGER BUCKET TO SUIT X 1	WHALE COAST SERVICES (PTY) LTD	INFRASTRUCTURE SERVICES	INFRA:ROADS:HERMANUS	11
	142085	270970	2025/03/06	R	4 200,00	R	630,00	R	4 830,00	LABOUR X 7 hours	WHALE COAST SERVICES (PTY) LTD	INFRASTRUCTURE SERVICES	INFRA:ROADS:HERMANUS	11
9	142613	270973	2025/03/06	R	4 400,00	R	-	R	4 400,00	BROWN BOARD FOLDER 780MM X 330MM WITH FILE FASTNERS X 200	WA BRINK PRINTMEDIA (PTY) LTD	PLANNING AND DEVELOPMENT	P&D:TOWN PLANNING & SPATIAL PLANNING	11
10	140986	270991	2025/03/07	R	2 200,00	R	-	R	2 200,00	DIGITAL CAMEARA X 1	HARIKISUN GENERAL DEALERS (PTY) LTD	CORPORATE SERVICES	CORP:RISK MANAGEMENT	11
11	142558	271018	2025/03/10	R	25 000,00	R	3 750,00	R	28 750,00	HIRE OF WOODCHIPPER X 5 DAYS	KRIGE TREE SERVICES CC	INFRASTRUCTURE SERVICES	INFRA:ROADS:GANSBAAI & STANFORD	10
12	142155	271044	2025/03/11	R	4 000,00	R	600,00	R	4 600,00	SERVICE & REFILL OF 4.5 DCP EXTINGUISHERS X 25	HERMANUS EXTINGUISHER SERVICES	MUNICIPAL PUBLIC SAFETY	MPS:DISASTER MANAGEMENT	10
	142155	271044	2025/03/11	R	7 500,00	R	1 125,00	R	8 625,00	SERVICE & REFILL OF 9KG DCP EXTINGUISHERS X 30	HERMANUS EXTINGUISHER SERVICES	MUNICIPAL PUBLIC SAFETY	MPS:DISASTER MANAGEMENT	10
	142155	271044	2025/03/11	R	3 150,00	R	472,50	R	3 622,50	5KG CO2 SERVICE & REFILL OF EXTINGUISHERS X 7	HERMANUS EXTINGUISHER SERVICES	MUNICIPAL PUBLIC SAFETY	MPS:DISASTER MANAGEMENT	10
13	142321	271046	2025/03/11	R	6 520,00	R	978,00	R	7 498,00	CHAIN REEL 3/8RS-0.063 9.32-1.6MM X 1	NOLADA 8 (PTY) LTD	COMMUNITY SERVICES	COMM:PARKS AND OPEN SPACES	11
	142321	271046	2025/03/11	R	288,00	R	43,20	R	331,20	COMBINATION WRENCH FS120/200 X 3	NOLADA 8 (PTY) LTD	COMMUNITY SERVICES	COMM:PARKS AND OPEN SPACES	11
	142321	271046	2025/03/11	R	288,00	R	43,20	R	331,20	COMBINATION WRENCH STL 019T X 3	NOLADA 8 (PTY) LTD	COMMUNITY SERVICES	COMM:PARKS AND OPEN SPACES	11
14	142755	271074	2025/03/13	R	24 900,00	R	-	R	24 900,00	SERVICE NEEDED FOR PSYCHOLOGIST EVALUATION	COETZEE CENTRE OF DEVELOPMENT (PTY) LTD	CORPORATE SERVICES	CORP:HUMAN RESOURCES MANAGEMENT	10
15	142976	271096	2025/03/14	R	5 600,00	R	-	R	5 600,00	ASSORTED PLATTERS X	GILBERT'S CATERING	PLANNING AND DEVELOPMENT	P&D:DIRECTOR:PLANNING & DEVELOPMENT	11
	142976	271096	2025/03/14	R	1 460,00	R	-	R	1 460,00	85 ASSORTED 440ML SOFT DRINKS X 85	GILBERT'S CATERING	PLANNING AND DEVELOPMENT	P&D:DIRECTOR:PLANNING & DEVELOPMENT	11
	142201	271112	2025/03/14	R	640,00	R	96,00	R	736,00	SERVICE FIRE EXTINGUISHERS STANFORD: 3KG DCP X 8	HERMANUS EXTINGUISHER SERVICES	INFRASTRUCTURE SERVICES	INFRA:ROADS:GANSBAAI & STANFORD	11

16	142201	271112	2025/03/14	R	2 000,00	R	300,00	R	2 300,00	SERVICE FIRE EXTINGUISHERS STANFORD: 9KG DCP X 25	HERMANUS EXTINGUISHER SERVICES	INFRASTRUCTURE SERVICES	INFRA:ROADS:GANSBAAI & STANFORD	11
	142201	271112	2025/03/14	R	240,00	R	36,00	R	276,00	SERVICE FIRE EXTINGUISHERS GANSBAAI: 2,5KG DCP X 3	HERMANUS EXTINGUISHER SERVICES	INFRASTRUCTURE SERVICES	INFRA:ROADS:GANSBAAI & STANFORD	11
	142201	271112	2025/03/14	R	160,00	R	24,00	R	184,00	SERVICE FIRE EXTINGUISHERS GANSBAAI: 1,5KG DCP X 2	HERMANUS EXTINGUISHER SERVICES	INFRASTRUCTURE SERVICES	INFRA:ROADS:GANSBAAI & STANFORD	11
17	142714	271115	2025/03/17	R	25 900,00	R	3 885,00	R	29 785,00	PSEUDO TR-A-PSEUDO TRAINING AID - EXPLOSIVES X 1	GENESIS K9 GROUP (PTY) LTD	MUNICIPAL PUBLIC SAFETY	MPS:LAW ENFORCEMENT SERVICES	10
18	142654	271117	2025/03/17	R	5 520,00	R	-	R	5 520,00	CATERING SERVICE FOR THUSONG OUTREACH 18 MARCH 2025 FOR 40 PEOPLE	GILBERT'S CATERING	PLANNING AND DEVELOPMENT	P&D:SOCIO-ECONOMIC PROGRAMME	11
19	142925	271154	2025/03/20	R	26 200,00	R	-	R	26 200,00	TRANSPORTATION OF 70 PEOPLE	THE AFRICAN GYPSY (PTY) LTD	PLANNING AND DEVELOPMENT	P&D:ENVIRONMENTAL MANAGEMENT & CONSERVATION	10
20	142775	271186	2025/03/24	R	6 803,78	R	1 020,56	R	7 824,34	SUPPLY ANTI TACTICAL STOCK FOR SHOTGUN X 2	AIM AND FIRE (PTY) LTD	MUNICIPAL PUBLIC SAFETY	MPS:LAW ENFORCEMENT SERVICES	10
	142775	271186	2025/03/24	R	1 512,30	R	226,84	R	1 739,14	FIT & INSTALL ANTI TACTICAL STOCK FOR SHOTGUN X 2	AIM AND FIRE (PTY) LTD	MUNICIPAL PUBLIC SAFETY	MPS:LAW ENFORCEMENT SERVICES	10
	142775	271186	2025/03/24	R	1 043,48	R	156,52	R	1 200,00	FIT & INSTALL ATIS 12 GA TRIGGER LEVER X 1	AIM AND FIRE (PTY) LTD	MUNICIPAL PUBLIC SAFETY	MPS:LAW ENFORCEMENT SERVICES	10
21	142011	271191	2025/03/24	R	21 560,00	R	-	R	21 560,00	SUPPLY AND INSTALL EMERGENCY EXIT DOOR PUSH BAR AND SYSTEM X 1	FORTUIN AE	COMMUNITY SERVICES	COMM:LIBRARY SERVICES	10
22	143196	271216	2025/03/26	R	6 200,00	R	-	R	6 200,00	TRANSPORT SERVICES FROM VARIOUS POINTS IN OVERSTRAND RETURN - 22 SEATER ON 28 MARCH 2025	MNRJ TRANSPORT (PTY) LTD	PLANNING AND DEVELOPMENT	P&D:ENVIRONMENTAL MANAGEMENT & CONSERVATION	11

<b>TOTAL</b>	<b>22</b>	<b>R</b>	<b>281 220,62</b>	<b>R</b>	<b>19 143,07</b>	<b>R</b>	<b>300 363,69</b>
--------------	-----------	----------	-------------------	----------	------------------	----------	-------------------



**SUPPLY CHAIN MANAGEMENT REPORT IN TERMS OF PARAGRAPH 5(3) OF THE SCM POLICY**

**TENDERS AWARDED TO THE BIDDER SCORING THE HIGHEST POINTS IN TERMS OF COUNCIL'S PREFERENTIAL PROCUREMENT POLICY AS WELL AS TENDERS CANCELLED - MARCH 2025**

#	Tender #	Description	Directorate	Department	Adjudication	Awarded to	B-BBEE Level Claimed	Locality points	Amount Income	Amount Operational	Amount Capital	VAT @ 15%	Total / Estimated Amount (Incl. VAT)
1	SC2522/2024	Repairs to Concrete Structures and Stormwater Improvements at Treatment Plants	Infrastructure Services	Civil Infrastructure Planning	07-Mar-25	Nkutwala Construction (Pty) Ltd	1	4	R -	R -	R 1 677 610,00	R 251 641,50	R 1 929 251,50
2	SC2523/2024	Supply and Deliver General Plumbing Materials for a period ending 30 June 2027	Financial Services	SCM and Logistic Management	07-Mar-25	Last Samurai Property Holdings 2 CC t/a Ithuba Industries	1	4	R -	R 729 097,00	R -	R 109 364,55	R 838 461,55
	Financial Services		SCM and Logistic Management	Take Note Trading 245 CC t/a Universal Trading		0	4	R -	R 561 250,69	R -	R 84 187,60	R 645 438,29	
	Financial Services		SCM and Logistic Management	Maboka Investment Capital (Pty) Ltd		1	0	R -	R 13 211,94	R -	R -	R 13 211,94	
3	SC2526/2024	Provision of On-line Electronic Searches and Verification of Information for a contract period ending 30 June 2028	Financial Services	Revenue Management	07-Mar-25	Cancelled - no acceptable bids received	N/A	N/A	R -	R -	R -	R -	Cancelled
4	SC2536/2024	Gansbaai and Stanford MV/LV Upgrade and Replacement for a contract period ending 30 June 2026	Infrastructure Services	Electrical Services	14-Mar-25	Adenco Construction (Pty) Ltd	1	4	R -	R -	R 6 038 895,71	R 905 834,36	R 6 944 730,07

**Total**

**4**

R -	R 1 303 559,63	R 7 716 505,71	R 1 351 028,01	R 10 371 093,35
-----	----------------	----------------	----------------	-----------------



SUPPLY CHAIN MANAGEMENT REPORT IN TERMS OF PARAGRAPH 5(3) OF THE SCM POLICY

AMENDMENT OF CONTRACTS - MARCH 2025

#	Contract #	Description	Directorate	Department	Adjudication	Awarded to	Amount Income	Amount Operational	Amount Capital	VAT @ 15%	Total / Estimated Amount (Incl. VAT)
---	------------	-------------	-------------	------------	--------------	------------	---------------	--------------------	----------------	-----------	--------------------------------------

None

Total

0

R	-	R	-	R	-	R	-	R	-
---	---	---	---	---	---	---	---	---	---



SUPPLY CHAIN MANAGEMENT REPORT IN TERMS OF PARAGRAPH 5(3) OF THE SCM POLICY

TRANSVERSAL CONTRACTS MARCH 2025

#	Contract #	Description	Directorate	Department	Adjudication	Awarded to	Amount Income	Amount Operational	Amount Capital	VAT @ 15%	Total / Estimated Amount (Incl. VAT)
---	------------	-------------	-------------	------------	--------------	------------	---------------	--------------------	----------------	-----------	--------------------------------------

NONE

Total

0

R	-	R	-	R	-	R	-	R	-
---	---	---	---	---	---	---	---	---	---



**SUPPLY CHAIN MANAGEMENT REPORT IN TERMS OF PARAGRAPH 5(3) OF THE SCM POLICY**

**FORMAL WRITTEN QUOTATIONS ABOVE R30 000,00 AWARDED TO THE BIDDER SCORING THE HIGHEST POINTS IN TERMS OF COUNCIL'S PREFERENTIAL PROCUREMENT POLICY AS WELL AS FORMAL WRITTEN QUOTATIONS CANCELLED - MARCH 2025**

#	Quotation #	Description	Directorate	Department	Adjudication	Awarded to	B-BBEE Level Claimed	Locality points	Amount Income	Amount Operational	Amount Capital	VAT @ 15%	Total / Estimated Amount (Incl. VAT)
NONE													

Total

0

R	-	R	-	R	-	R	-	R	-
---	---	---	---	---	---	---	---	---	---



**PROCUREMENT BELOW R30 000 WRITTEN QUOTATIONS IN TERMS OF COUNCIL'S PREFERENTIAL PROCUREMENT POLICY - MARCH 2025**

#	Requisition #	Order #	Order Date	Creditor Name	Amount (Excl VAT)	VAT	Amount (Incl VAT)	Description of goods/service	Directorate	Department
1	142579	270904	2025/03/03	NOLADA 8 (PTY) LTD	R7 410,00	R1 111,50	R8 521,50	9 DOOR LOCKER MULTICOLOUR WITH 2 KEYS PER LOCKER X 2	COMMUNITY SERVICES	COMM:RESORTS:ONRUS CARAVAN PARK
2	142484	270905	2025/03/03	NOLADA 8 (PTY) LTD	R3 580,00	R537,00	R4 117,00	TOP FREEZER (170 LT) KTF518/2 X 1	PLANNING AND DEVELOPMENT	P&D:BUILDING CONTROL
3	142768	270906	2025/03/03	ACDC EXPRESS HERMANUS	R434,20	R65,13	R499,33	32A 3P+N+E 400V CONNECTOR IP67 6H X 1	INFRASTRUCTURE SERVICES	INFRA:ELECTRICAL:HM&KM
4	142767	270907	2025/03/03	HERMANUS HARDWARE	R178,27	R26,73	R205,00	OMEGA 1,8KG HAMMER X 1	INFRASTRUCTURE SERVICES	INFRA:ELECTRICAL:HM&KM
5	142640	270908	2025/03/03	KFC ENGINEERING & INDUSTRIAL SUPPLIES	R9 000,00	R1 350,00	R10 350,00	LAYFLAT 50MM P/M WITH INNER LINING AND 5 BAR WATER PRESSURE X 200M	COMMUNITY SERVICES	COMM:SPORTSFIELDS
	142640	270908	2025/03/03	KFC ENGINEERING & INDUSTRIAL SUPPLIES	R13 500,00	R2 025,00	R15 525,00	LAYFLAT 50MM P/M WITH INNER LINING AND 5 BAR WATER PRESSURE X 300M	COMMUNITY SERVICES	COMM:SPORTSFIELDS
6	142673	270909	2025/03/03	NOLADA 8 (PTY) LTD	R2 975,00	R446,25	R3 421,25	SHUTTERPLY PINE 18MM 2440X1220 GREEN X 5	COMMUNITY SERVICES	COMM:BEACHES
7	142807	270910	2025/03/03	HERMANUS OFFICE NATIONAL	R1 160,87	R174,13	R1 335,00	FILE L/ARCH ON 70MM BLACK X 50	FINANCIAL SERVICES	FIN:EXPENDITURE, FLEET & ASSET MANAGEMENT
	142807	270910	2025/03/03	HERMANUS OFFICE NATIONAL	R22,00	R3,30	R25,30	ERASERS PLASTIC ON LARGE X 5	FINANCIAL SERVICES	FIN:EXPENDITURE, FLEET & ASSET MANAGEMENT
	142807	270910	2025/03/03	HERMANUS OFFICE NATIONAL	R24,05	R3,60	R27,65	RULER PLASTIC ON 30MM CLEAR X 5	FINANCIAL SERVICES	FIN:EXPENDITURE, FLEET & ASSET MANAGEMENT
	142807	270910	2025/03/03	HERMANUS OFFICE NATIONAL	R413,05	R61,95	R475,00	BEN BP CLIC MRD 1.0MM BLACK X 50	FINANCIAL SERVICES	FIN:EXPENDITURE, FLEET & ASSET MANAGEMENT
	142807	270910	2025/03/03	HERMANUS OFFICE NATIONAL	R27,57	R4,13	R31,70	PEN BP ORANGE FINE 0.7MM BLACK X 5	FINANCIAL SERVICES	FIN:EXPENDITURE, FLEET & ASSET MANAGEMENT
	142807	270910	2025/03/03	HERMANUS OFFICE NATIONAL	R2,61	R0,44	R3,05	PEN BP ON RETR MED GREEN X 1	FINANCIAL SERVICES	FIN:EXPENDITURE, FLEET & ASSET MANAGEMENT
8	142799	270913	2025/03/03	PN MEDICAL (PTY) LTD	R1 180,00	R177,00	R1 357,00	SANI-HANDS REFILL BAG - ISOPROPANOL (75 %) - 1 LITRE X 5	CORPORATE SERVICES	CORP:HUMAN RESOURCES MANAGEMENT
	142799	270913	2025/03/03	PN MEDICAL (PTY) LTD	R160,00	R24,00	R184,00	C-CELL ALKALINE BATTERIES X 5	CORPORATE SERVICES	CORP:HUMAN RESOURCES MANAGEMENT
	142799	270913	2025/03/03	PN MEDICAL (PTY) LTD	R378,98	R56,84	R435,82	COURIER/TRANSPORT COST X 1	CORPORATE SERVICES	CORP:HUMAN RESOURCES MANAGEMENT
9	141832	270915	2025/03/03	GANSBAAI AIRCON AND REFRIGERATION CC	R10 575,00	R1 586,25	R12 161,25	SUPPLY & INSTALL 12K BTU MIDWALL SPLIT UNIT NON-INVERTER (HEATING & COOLING) X 1	COMMUNITY SERVICES	COMM:BUILDING MAINTENANCE
10	142703	270934	2025/03/04	AFRITURF CC	R17 730,44	R2 659,56	R20 390,00	LINE MARKING LIQUID FOR SPORTGROUNDS (WHITE) 10 L X 30	COMMUNITY SERVICES	COMM:SPORTSFIELDS
11	142543	270936	2025/03/04	EZOLIMO TRAINING AND SUPPLY (PTY) LTD	R14 112,80	R0,00	R14 112,80	DRIVE A TRACTOR UNIT STANDARD 116820 NQ LEVEL 2 (10 CREDITS) (TRAINING) X 13	CORPORATE SERVICES	CORP:HUMAN RESOURCES MANAGEMENT
12	142789	270937	2025/03/04	KAAP AGRI AGRIMARK LIQUORMARK PAKMARK AGRIOLOG	R1 657,91	R248,68	R1 906,59	ACA COTTON TWIST NECO MOP X 10	COMMUNITY SERVICES	COMM:FACILITIES & HALLS

	142640	270908	2025/03/03	KFC ENGINEERING & INDUSTRIAL SUPPLIES	R13 500,00	R2 025,00	R15 525,00	LAYFLAT 50MM P/M WITH INNER LINING AND 5 BAR WATER PRESSURE X 300M	COMMUNITY SERVICES	COMM:SPORTSFIELDS
13	142688	270938	2025/03/04	100 PERCENT ACCURATE (PTY) LTD	R3 664,00	R0,00	R3 664,00	COFFEE, TEA, MILK & SUGAR X 80 PERSONS	CORPORATE SERVICES	CORP:RISK MANAGEMENT
	142688	270938	2025/03/04	100 PERCENT ACCURATE (PTY) LTD	R8 000,00	R0,00	R8 000,00	FINGER LUNCH X 80 PERSONS	CORPORATE SERVICES	CORP:RISK MANAGEMENT
	142688	270938	2025/03/04	100 PERCENT ACCURATE (PTY) LTD	R560,00	R0,00	R560,00	GREEN SALAD PLATTERS AND SALAD DRESSING X 2	CORPORATE SERVICES	CORP:RISK MANAGEMENT
	142688	270938	2025/03/04	100 PERCENT ACCURATE (PTY) LTD	R2 800,00	R0,00	R2 800,00	STILL WATER X 80 PERSONS	CORPORATE SERVICES	CORP:RISK MANAGEMENT
	142688	270938	2025/03/04	100 PERCENT ACCURATE (PTY) LTD	R810,00	R0,00	R810,00	ASSORTED 5 LITRE JUICES X 6	CORPORATE SERVICES	CORP:RISK MANAGEMENT
	142688	270938	2025/03/04	100 PERCENT ACCURATE (PTY) LTD	R750,00	R0,00	R750,00	SERVICE & CLEANING X 1	CORPORATE SERVICES	CORP:RISK MANAGEMENT
	142688	270938	2025/03/04	100 PERCENT ACCURATE (PTY) LTD	R250,00	R0,00	R250,00	DELIVERY X 1	CORPORATE SERVICES	CORP:RISK MANAGEMENT
14	142886	270939	2025/03/04	GANSBAAI BUILD IT (PTY) LTD	R166,88	R25,03	R191,91	PIPE COBRA 15MM P/M X 8	INFRASTRUCTURE SERVICES	INFRA:ELECTRICAL:GB&ST
	142886	270939	2025/03/04	GANSBAAI BUILD IT (PTY) LTD	R108,52	R16,27	R124,79	BALL O STOP LEVER MINI CXC 15MM AV010 X 1	INFRASTRUCTURE SERVICES	INFRA:ELECTRICAL:GB&ST
	142886	270939	2025/03/04	GANSBAAI BUILD IT (PTY) LTD	R43,47	R6,52	R49,99	COMPRESSION TEE EQUAL CXCXC 15MM X 1	INFRASTRUCTURE SERVICES	INFRA:ELECTRICAL:GB&ST
	142886	270939	2025/03/04	GANSBAAI BUILD IT (PTY) LTD	R34,71	R5,20	R39,91	SLEEVE INSERT & ORING 15MM EACH X 10	INFRASTRUCTURE SERVICES	INFRA:ELECTRICAL:GB&ST
	142886	270939	2025/03/04	GANSBAAI BUILD IT (PTY) LTD	R34,71	R5,20	R39,91	HOLDERBAT 15MM WHITE X 10	INFRASTRUCTURE SERVICES	INFRA:ELECTRICAL:GB&ST
	142886	270939	2025/03/04	GANSBAAI BUILD IT (PTY) LTD	R956,52	R143,47	R1 099,99	PLASCON POLVIN SUPER ACRYLIC WHITE 20L X 1	INFRASTRUCTURE SERVICES	INFRA:ELECTRICAL:GB&ST
	142886	270939	2025/03/04	GANSBAAI BUILD IT (PTY) LTD	R121,73	R18,25	R139,98	SIKACRYL-S ACR FLEXIBLE SEALANT X 2	INFRASTRUCTURE SERVICES	INFRA:ELECTRICAL:GB&ST
	142886	270939	2025/03/04	GANSBAAI BUILD IT (PTY) LTD	R255,65	R38,34	R293,99	CAULKING GUN 225MM H.D. TITAN X 1	INFRASTRUCTURE SERVICES	INFRA:ELECTRICAL:GB&ST
	142886	270939	2025/03/04	GANSBAAI BUILD IT (PTY) LTD	R8,64	R1,29	R9,93	TAPE THREADSEAL PTFE 12MMX10M 1MM X 1	INFRASTRUCTURE SERVICES	INFRA:ELECTRICAL:GB&ST
15	142713	270940	2025/03/04	WELDING WORX KT SAULS	R24 696,00	R0,00	R24 696,00	MANUFACTURE OFF DRUMFILTER SHAFT X 30	COMMUNITY SERVICES	COMM:BEACHES
16	142528	270941	2025/03/04	NOLADA 8 (PTY) LTD	R870,00	R130,50	R1 000,50	MICROWAVE 20L BLACK X 1	COMMUNITY SERVICES	COMM:SLIPWAYS
	142528	270941	2025/03/04	NOLADA 8 (PTY) LTD	R220,00	R33,00	R253,00	STAINLESS STEEL KETTLE 1.7L X 1	COMMUNITY SERVICES	COMM:SLIPWAYS
17	142605	270942	2025/03/04	DERELIZE PRINTING	R2 000,00	R0,00	R2 000,00	YELLOW WET FLOOR SIGNS CONE SHAPE X 10	COMMUNITY SERVICES	COMM:RESORTS:ONRUS CARAVAN PARK
18	142620	270943	2025/03/05	BIDVEST WALTONS	R368,80	R55,32	R424,12	BLACK SAD DAIRY PADDED STD COLOURS PAGE A--DA X 5	INFRASTRUCTURE SERVICES	INFRA:PRINCIPAL TECHNOLOGIST CIVIL:KLEINMOND
	142620	270943	2025/03/05	BIDVEST WALTONS	R368,80	R55,32	R424,12	RED SAD DAIRY PADDED PASTEL COLOUR PAGE - A- DAY PERIMETER STITCHED A5 X 5	INFRASTRUCTURE SERVICES	INFRA:PRINCIPAL TECHNOLOGIST CIVIL:KLEINMOND
	142620	270943	2025/03/05	BIDVEST WALTONS	R601,00	R90,15	R691,15	1625 NAVY BLUE SAD DAIRY PADDED STANDARD COLOUR PAGE -A- STICED A4 X 5	INFRASTRUCTURE SERVICES	INFRA:PRINCIPAL TECHNOLOGIST CIVIL:KLEINMOND
	142620	270943	2025/03/05	BIDVEST WALTONS	R601,00	R90,15	R691,15	SAD DAIRY PADDED STANDARD COLOURS PAGE -A- DAY PERIMETER STITCHED A4 X 5	INFRASTRUCTURE SERVICES	INFRA:PRINCIPAL TECHNOLOGIST CIVIL:KLEINMOND
19	142576	270944	2025/03/05	NOLADA 8 (PTY) LTD	R2 720,00	R408,00	R3 128,00	MANUAL PUSH MOWER 38-40CM WITH BUCKET X 2	COMMUNITY SERVICES	COMM:RESORTS:ONRUS CARAVAN PARK

	142640	270908	2025/03/03	KFC ENGINEERING & INDUSTRIAL SUPPLIES	R13 500,00	R2 025,00	R15 525,00	LAYFLAT 50MM P/M WITH INNER LINING AND 5 BAR WATER PRESSURE X 300M	COMMUNITY SERVICES	COMM:SPORTSFIELDS
20	142679	270945	2025/03/05	HARIKISUN GENERAL DEALERS (PTY) LTD	R960,00	R0,00	R960,00	HEADLAMP BAND RECHARGEABLE X 8	INFRASTRUCTURE SERVICES	INFRA:WATER:KLEINMOND
	142679	270945	2025/03/05	HARIKISUN GENERAL DEALERS (PTY) LTD	R818,00	R0,00	R818,00	WRENCH PIPE HEAVY DUTY 450MM X 2	INFRASTRUCTURE SERVICES	INFRA:WATER:KLEINMOND
	142679	270945	2025/03/05	HARIKISUN GENERAL DEALERS (PTY) LTD	R451,20	R0,00	R451,20	SPANNER SHIFTING 12 300MM 0-33.5MM" X 2	INFRASTRUCTURE SERVICES	INFRA:WATER:KLEINMOND
	142679	270945	2025/03/05	HARIKISUN GENERAL DEALERS (PTY) LTD	R640,00	R0,00	R640,00	SPANNER COMBINATION 24MM FULLY POLISHED X 4	INFRASTRUCTURE SERVICES	INFRA:WATER:KLEINMOND
	142679	270945	2025/03/05	HARIKISUN GENERAL DEALERS (PTY) LTD	R470,00	R0,00	R470,00	SPANNER COMBINATION FULLY POLISHED 30MM X 2	INFRASTRUCTURE SERVICES	INFRA:WATER:KLEINMOND
	142679	270945	2025/03/05	HARIKISUN GENERAL DEALERS (PTY) LTD	R734,00	R0,00	R734,00	G-CLAMP 200MM 15-7008 X 2	INFRASTRUCTURE SERVICES	INFRA:WATER:KLEINMOND
	142679	270945	2025/03/05	HARIKISUN GENERAL DEALERS (PTY) LTD	R472,00	R0,00	R472,00	COMB SPANNER 32MM X 2	INFRASTRUCTURE SERVICES	INFRA:WATER:KLEINMOND
	142679	270945	2025/03/05	HARIKISUN GENERAL DEALERS (PTY) LTD	R1 687,50	R0,00	R1 687,50	PLIER WATERPUMP 300MM GRIP HANDLE+DEL R250 X 2	INFRASTRUCTURE SERVICES	INFRA:WATER:KLEINMOND
21	142730	270947	2025/03/05	NOLADA 8 (PTY) LTD	R840,00	R126,00	R966,00	KARCHER WD3 FLEECE FILTER BAGS, PACK 4 X 2	INFRASTRUCTURE SERVICES	INFRA:PRINCIPAL ENGINEER:ELECTRICAL SERVICES
	142730	270947	2025/03/05	NOLADA 8 (PTY) LTD	R1 740,00	R261,00	R2 001,00	WET & DRY 1000W, 17LT VACUUM CLEANER X 1	INFRASTRUCTURE SERVICES	INFRA:PRINCIPAL ENGINEER:ELECTRICAL SERVICES
22	142367	270948	2025/03/05	OFFICE FOR YOU (PTY) LTD	R3 875,00	R581,25	R4 456,25	REXEL 420PG GUILLOTINE 420MM A3 X 1	CORPORATE SERVICES	CORP:INFO & COMMUNICATION TECHNOLOGY
23	142365	270949	2025/03/05	NOLADA 8 (PTY) LTD	R1 450,00	R217,50	R1 667,50	WALL MOUNTED PANEL HEATERS 550MMX550MMX10MM, POWER:400W(DELIVERY R200 INCLUDED IN PRICE) X 2	COMMUNITY SERVICES	COMM:LIBRARY SERVICES
24	142842	270951	2025/03/05	HERMANUS LOCKSMITHS AND SECURITY (PTY) LTD	R256,53	R38,47	R295,00	REPAIR OF HANDLE & LATCH X 1	MUNICIPAL PUBLIC SAFETY	MPS:LAW ENFORCEMENT SERVICES
	142842	270951	2025/03/05	HERMANUS LOCKSMITHS AND SECURITY (PTY) LTD	R517,40	R77,60	R595,00	SERVICE CALL & LABOUR X 1	MUNICIPAL PUBLIC SAFETY	MPS:LAW ENFORCEMENT SERVICES
25	142498	270952	2025/03/05	NOLADA 8 (PTY) LTD	R2 775,00	R416,25	R3 191,25	RHINOBOARD 6.4 X 900 X 3000 X 15	COMMUNITY SERVICES	COMM:SPORTSFIELDS
26	142870	270953	2025/03/05	BIDVEST WALTONS	R330,45	R49,56	R380,01	PRIMELINE MULTI PURPOSE DRYWIPE LITE 240 X 400MM 40GSM MINI JUMBO - ROLL 375 X 2	INFRASTRUCTURE SERVICES	INFRA:PRINCIPAL ENGINEER:ELECTRICAL SERVICES
	142870	270953	2025/03/05	BIDVEST WALTONS	R228,27	R34,24	R262,51	ADDIS TERRY TOWEL 100% COTTON 90704 - EACH X 3	INFRASTRUCTURE SERVICES	INFRA:PRINCIPAL ENGINEER:ELECTRICAL SERVICES
	142870	270953	2025/03/05	BIDVEST WALTONS	R7,74	R1,16	R8,90	GOLDENMARC VALUE DISH SWAB - 1 PACK 103 X 1	INFRASTRUCTURE SERVICES	INFRA:PRINCIPAL ENGINEER:ELECTRICAL SERVICES
	142870	270953	2025/03/05	BIDVEST WALTONS	R364,63	R54,69	R419,32	GOLDENMARC HONEYCOMB DISH CLOTHS 3 PACK 5004 X 7	INFRASTRUCTURE SERVICES	INFRA:PRINCIPAL ENGINEER:ELECTRICAL SERVICES
	142870	270953	2025/03/05	BIDVEST WALTONS	R192,12	R28,82	R220,94	DREAM GLASS DISH CLOTH HEAVY DUTY 700MM X 420MM - 10 PACK X 2	INFRASTRUCTURE SERVICES	INFRA:PRINCIPAL ENGINEER:ELECTRICAL SERVICES
	142870	270953	2025/03/05	BIDVEST WALTONS	R42,03	R6,30	R48,33	GENERIC CLEANING PRODUCT SCOURER SPONGE - 3 PACK X 3	INFRASTRUCTURE SERVICES	INFRA:PRINCIPAL ENGINEER:ELECTRICAL SERVICES
	142870	270953	2025/03/05	BIDVEST WALTONS	R399,60	R59,94	R459,54	DOMESTOS STANDARD DISINFECTANT LIQUID 750ML - EACH X 12	INFRASTRUCTURE SERVICES	INFRA:PRINCIPAL ENGINEER:ELECTRICAL SERVICES
	142870	270953	2025/03/05	BIDVEST WALTONS	R162,24	R24,34	R186,58	PRIMELINE ANTIBACTERIAL HAND SOAP - 5L EACH X 2	INFRASTRUCTURE SERVICES	INFRA:PRINCIPAL ENGINEER:ELECTRICAL SERVICES
	142916	270954	2025/03/05	HERMANUS OFFICE NATIONAL	R120,14	R18,02	R138,16	BATTERY ALK ENERGIZER AA 2PK X 3	MUNICIPAL PUBLIC SAFETY	MPS:TRAFFIC SERVICES

	142640	270908	2025/03/03	KFC ENGINEERING & INDUSTRIAL SUPPLIES	R13 500,00	R2 025,00	R15 525,00	LAYFLAT 50MM P/M WITH INNER LINING AND 5 BAR WATER PRESSURE X 300M	COMMUNITY SERVICES	COMM:SPORTSFIELDS
27	142916	270954	2025/03/05	HERMANUS OFFICE NATIONAL	R80,10	R12,02	R92,12	BATTERY ALK ENERGIZER AAA 2PK X 2	MUNICIPAL PUBLIC SAFETY	MPS:TRAFFIC SERVICES
	142916	270954	2025/03/05	HERMANUS OFFICE NATIONAL	R505,32	R75,80	R581,12	BATTERY ALK ENERGIZER D 2PK X 6	MUNICIPAL PUBLIC SAFETY	MPS:TRAFFIC SERVICES
	142916	270954	2025/03/05	HERMANUS OFFICE NATIONAL	R556,00	R83,40	R639,40	BOOK MEMO HCOVER A6 144PG X 50	MUNICIPAL PUBLIC SAFETY	MPS:TRAFFIC SERVICES
28	142546	270957	2025/03/05	IAN DICKIE & COMPANY (PTY) LTD	R4 204,80	R630,72	R4 835,52	ENZ-RETROJET 1/2 X 1	INFRASTRUCTURE SERVICES	INFRA:WATER:HERMANUS
	142546	270957	2025/03/05	IAN DICKIE & COMPANY (PTY) LTD	R14 316,75	R2 147,51	R16 464,26	SUBMERSIBLE PUMP RB80Z 3" X 3	INFRASTRUCTURE SERVICES	INFRA:WATER:HERMANUS
29	141063	270958	2025/03/05	WE GREEN AND PROJECTS (PTY) LTD	R3 450,00	R0,00	R3 450,00	DEEP CLEAN/WASHING OF CARPETS X 1	COMMUNITY SERVICES	COMM:LIBRARY SERVICES
30	142589	270959	2025/03/05	NOLADA 8 (PTY) LTD	R375,00	R56,25	R431,25	MERU F/F CC SUITE PAN & CIST (BOXED) - NO X 1	INFRASTRUCTURE SERVICES	INFRA:SEWERAGE:HERMANUS
	142589	270959	2025/03/05	NOLADA 8 (PTY) LTD	R193,00	R28,95	R221,95	FRONT FLUSH CLOSE COUPLE BIBO MECHANISM C X 1	INFRASTRUCTURE SERVICES	INFRA:SEWERAGE:HERMANUS
	142589	270959	2025/03/05	NOLADA 8 (PTY) LTD	R202,00	R30,30	R232,30	WOODEN TOILET SEAT WITH NYLON HINGE WHITE X 1	INFRASTRUCTURE SERVICES	INFRA:SEWERAGE:HERMANUS
	142589	270959	2025/03/05	NOLADA 8 (PTY) LTD	R2 220,00	R333,00	R2 553,00	WIRQUIN 19998025 AMARO MXJ FF CC BIBO MECHANISM COMPLET X 10	INFRASTRUCTURE SERVICES	INFRA:SEWERAGE:HERMANUS
	142589	270959	2025/03/05	NOLADA 8 (PTY) LTD	R599,00	R89,85	R688,85	ACTIVE MIRAGE (OLD) TOILET SEAT WHITE NYLON HINGE X 1	INFRASTRUCTURE SERVICES	INFRA:SEWERAGE:HERMANUS
31	142642	270960	2025/03/05	LUMBER & LAWN	R1 936,01	R290,40	R2 226,41	ADVANCE ERGO OR SIMILAR GLOVES PLEASE SEE SP X 6	COMMUNITY SERVICES	COMM:RESORTS:ONRUS CARAVAN PARK
	142642	270960	2025/03/05	LUMBER & LAWN	R2 642,50	R396,37	R3 038,87	CHAINSAW PANTS FOR PROTECTION OR SIMILAR X 2	COMMUNITY SERVICES	COMM:RESORTS:ONRUS CARAVAN PARK
32	142625	270961	2025/03/05	HARIKISUN GENERAL DEALERS (PTY) LTD	R10 850,00	R0,00	R10 850,00	RECOVERING OF OFFICE CHAIRS MATERIAL UPHOLSTERY" X 23	INFRASTRUCTURE SERVICES	INFRA:PRINCIPAL ENGINEER:PROJECT MANAGEMENT
33	142907	270962	2025/03/05	HARIKISUN GENERAL DEALERS (PTY) LTD	R400,00	R0,00	R400,00	10 M EXTENSION CABLE - 10AMP / REEL X 1	COMMUNITY SERVICES	COMM:CLEANING SERVICES
	142907	270962	2025/03/05	HARIKISUN GENERAL DEALERS (PTY) LTD	R860,00	R0,00	R860,00	WET FLOOR SIGNS - ENGLISH YELLOW PLASTIC X 4	COMMUNITY SERVICES	COMM:CLEANING SERVICES
	142907	270962	2025/03/05	HARIKISUN GENERAL DEALERS (PTY) LTD	R400,00	R0,00	R400,00	BLACK KETTLE - CORDLESS X 2	COMMUNITY SERVICES	COMM:CLEANING SERVICES
	142907	270962	2025/03/05	HARIKISUN GENERAL DEALERS (PTY) LTD	R200,00	R0,00	R200,00	WHITE CORDLESS KETTLE X 1	COMMUNITY SERVICES	COMM:CLEANING SERVICES
	142907	270962	2025/03/05	HARIKISUN GENERAL DEALERS (PTY) LTD	R100,00	R0,00	R100,00	DELIVERY OF ITEMS	COMMUNITY SERVICES	COMM:CLEANING SERVICES
34	142770	270963	2025/03/05	ANTON'S CONCRETE AND STEEL (PTY) LTD	R4 050,00	R0,00	R4 050,00	L18M X H1,8M(REMOVE SECTIONS VIB) X 12	COMMUNITY SERVICES	COMM:SPORTSFIELDS
	142770	270963	2025/03/05	ANTON'S CONCRETE AND STEEL (PTY) LTD	R14 940,00	R0,00	R14 940,00	L18M X H1,8M(INSTALL NEW VIB WALL) X 12	COMMUNITY SERVICES	COMM:SPORTSFIELDS
	142770	270963	2025/03/05	ANTON'S CONCRETE AND STEEL (PTY) LTD	R1 350,00	R0,00	R1 350,00	L6M X H1,8M(REMOVE SECTIONS VIB) X 4	COMMUNITY SERVICES	COMM:SPORTSFIELDS
	142770	270963	2025/03/05	ANTON'S CONCRETE AND STEEL (PTY) LTD	R2 000,00	R0,00	R2 000,00	RE - INSTALL OLD VIB WALL (L6M X H1,8M/CLIENT MATERIAL) X 4	COMMUNITY SERVICES	COMM:SPORTSFIELDS
	142770	270963	2025/03/05	ANTON'S CONCRETE AND STEEL (PTY) LTD	R344,00	R0,00	R344,00	BRICKLINE SLABS X 4	COMMUNITY SERVICES	COMM:SPORTSFIELDS
	142770	270963	2025/03/05	ANTON'S CONCRETE AND STEEL (PTY) LTD	R602,00	R0,00	R602,00	PLAIN SLABS X 7	COMMUNITY SERVICES	COMM:SPORTSFIELDS

	142640	270908	2025/03/03	KFC ENGINEERING & INDUSTRIAL SUPPLIES	R13 500,00	R2 025,00	R15 525,00	LAYFLAT 50MM P/M WITH INNER LINING AND 5 BAR WATER PRESSURE X 300M	COMMUNITY SERVICES	COMM:SPORTSFIELDS
	142770	270963	2025/03/05	ANTON'S CONCRETE AND STEEL (PTY) LTD	R1 140,00	R0,00	R1 140,00	VIB POLES(L2,3M) X 4	COMMUNITY SERVICES	COMM:SPORTSFIELDS
35	142330	270964	2025/03/05	RC7 SUPPLIES (PTY) LTD	R2 750,00	R0,00	R2 750,00	CROXLEY M220F MANILLA FOLDER - LIGHT BLUE (220GSM)(100 PACK) X 5	FINANCIAL SERVICES	FIN:REVENUE MANAGEMENT
36	142495	270965	2025/03/05	NOLADA 8 (PTY) LTD	R1 497,00	R224,55	R1 721,55	3 WHITE PEDESTAL FANS X 3	OFFICE OF THE MUNICIPAL MANAGER	MM:STRATEGIC SUPPORT SERVICES
37	142891	270966	2025/03/05	LOERIE GUEST LODGE	R3 652,18	R547,82	R4 200,00	ACCOMMODATION (INCLUDING BREAKFAST) FOR 2 PEOPLE FOR 2 NIGHTS	MUNICIPAL PUBLIC SAFETY	MPS:DIRECTOR: MUNICIPAL PUBLIC SAFETY
38	142740	270967	2025/03/06	PTA AGENCIES (PTY) LTD	R26 000,00	R3 900,00	R29 900,00	WET & DRY VACUUM CLEANER (FOR PROFESSIONAL USE/OFFICE CLEANING) X 8	COMMUNITY SERVICES	COMM:DIRECTOR:COMMUNITY SERVICES
39	142442	270968	2025/03/06	KAAP AGRI AGRIMARK LIQUORMARK PAKMARK AGRIOLOG	R4 427,51	R664,12	R5 091,63	DRILL IMPACT 18V 13MM LI-LON 2X 3AH BATTERIES MAKITA (DHP482RFE) X 1	INFRASTRUCTURE SERVICES	INFRA:WATER:HERMANUS
40	142085	270970	2025/03/06	WHALE COAST SERVICES (PTY) LTD	R4 700,00	R705,00	R5 405,00	MODIFY STANDARD DIGGER BUCKET TO SUIT X 1	INFRASTRUCTURE SERVICES	INFRA:ROADS:HERMANUS
	142085	270970	2025/03/06	WHALE COAST SERVICES (PTY) LTD	R4 200,00	R630,00	R4 830,00	LABOUR	INFRASTRUCTURE SERVICES	INFRA:ROADS:HERMANUS
41	142780	270971	2025/03/06	FYNBOS LOGGING	R23 309,28	R3 496,39	R26 805,67	FB SPLIT POLE 2.1M 100-120MM CCA PINE X 340	MUNICIPAL PUBLIC SAFETY	MPS:LAW ENFORCEMENT SERVICES
42	142680	270972	2025/03/06	NOLADA 8 (PTY) LTD	R3 330,00	R499,50	R3 829,50	COMPACT DRILL 18V XR 100PC X 1	INFRASTRUCTURE SERVICES	INFRA:WATER:KLEINMOND
	142680	270972	2025/03/06	NOLADA 8 (PTY) LTD	R1 085,00	R162,75	R1 247,75	PROFFESIONAL GRINDER 115MM - GWS 18V-LI X 1	INFRASTRUCTURE SERVICES	INFRA:WATER:KLEINMOND
43	142613	270973	2025/03/06	WA BRINK PRINTMEDIA (PTY) LTD	R4 400,00	R0,00	R4 400,00	200 X BROWN BOARD FOLDER 780MM X 330MM WITH FILE FASTNERS X 200	PLANNING AND DEVELOPMENT	P&D:TOWN PLANNING & SPATIAL PLANNING
44	142947	270982	2025/03/06	GAS HUB (PTY) LTD	R1 200,00	R180,00	R1 380,00	19KG LP GAS FULL CYLINDER EXCHANGE X 2	MUNICIPAL PUBLIC SAFETY	MPS:LAW ENFORCEMENT SERVICES
45	142931	270987	2025/03/06	PPF HERMANUS	R1 559,40	R233,91	R1 793,31	TOIL/ROLL HLDR THIEF PROOF NICK X 10	COMMUNITY SERVICES	COMM:SLIPWAYS
46	141460	270988	2025/03/06	CARBON SENSE CC	R1 494,79	R224,21	R1 719,00	GREENWORKS 24V CORDLESS ANGLE GRINDER X 1	COMMUNITY SERVICES	COMM:RESORTS:ONRUS CARAVAN PARK
	141460	270988	2025/03/06	CARBON SENSE CC	R1 717,40	R257,60	R1 975,00	GREENWORKS 24V CORDLESS HAMMER DRILL X 1	COMMUNITY SERVICES	COMM:RESORTS:ONRUS CARAVAN PARK
	141460	270988	2025/03/06	CARBON SENSE CC	R690,44	R103,56	R794,00	GREENWORKS 24V UNIVERSAL CHARGER X 1	COMMUNITY SERVICES	COMM:RESORTS:ONRUS CARAVAN PARK
	141460	270988	2025/03/06	CARBON SENSE CC	R1 902,61	R285,39	R2 188,00	GREENWORKS 24V 2AH BATTERY X 2	COMMUNITY SERVICES	COMM:RESORTS:ONRUS CARAVAN PARK
47	142513	270989	2025/03/06	K2021334618 (SOUTH AFRICA)	R28 750,00	R0,00	R28 750,00	BENCH A2: 1.4M STANDARD BENCH WITH ARM REST, COLOUR: BROWN X 10	COMMUNITY SERVICES	COMM:BEACHES
48	142434	270990	2025/03/07	NOLADA 8 (PTY) LTD	R303,00	R45,45	R348,45	BUILDERS EYE BOLT M12X300 X 3	MUNICIPAL PUBLIC SAFETY	MPS:FIRE, RESCUE & DISASTER MANAGEMENT
	142434	270990	2025/03/07	NOLADA 8 (PTY) LTD	R351,00	R52,65	R403,65	BUILDERS TURNBUCKLE HOOK & EYE M12 X 3	MUNICIPAL PUBLIC SAFETY	MPS:FIRE, RESCUE & DISASTER MANAGEMENT
	142434	270990	2025/03/07	NOLADA 8 (PTY) LTD	R1 215,00	R182,25	R1 397,25	BUILDERS WIRE ROPE CLAMP 8MM SS304 X 15	MUNICIPAL PUBLIC SAFETY	MPS:FIRE, RESCUE & DISASTER MANAGEMENT
	142434	270990	2025/03/07	NOLADA 8 (PTY) LTD	R1 510,00	R226,50	R1 736,50	BUILDERS ST CABLE PVC C/BL 4.0X5.6MM 25MM X 2	MUNICIPAL PUBLIC SAFETY	MPS:FIRE, RESCUE & DISASTER MANAGEMENT
49	140986	270991	2025/03/07	HARIKISUN GENERAL DEALERS (PTY) LTD	R2 200,00	R0,00	R2 200,00	DIGITAL CAMEARA X 1	CORPORATE SERVICES	CORP:RISK MANAGEMENT

	142640	270908	2025/03/03	KFC ENGINEERING & INDUSTRIAL SUPPLIES	R13 500,00	R2 025,00	R15 525,00	LAYFLAT 50MM P/M WITH INNER LINING AND 5 BAR WATER PRESSURE X 300M	COMMUNITY SERVICES	COMM:SPORTSFIELDS
50	142534	270992	2025/03/07	HARIKISUN GENERAL DEALERS (PTY) LTD	R471,00	R0,00	R471,00	CHISEL WOOD 22MM X 3	MUNICIPAL PUBLIC SAFETY	MPS:FIRE, RESCUE & DISASTER MANAGEMENT
	142534	270992	2025/03/07	HARIKISUN GENERAL DEALERS (PTY) LTD	R435,00	R0,00	R435,00	WOOD CHISEL 12MM X 3	MUNICIPAL PUBLIC SAFETY	MPS:FIRE, RESCUE & DISASTER MANAGEMENT
	142534	270992	2025/03/07	HARIKISUN GENERAL DEALERS (PTY) LTD	R471,00	R0,00	R471,00	CHISEL WOOD 16MM X 3	MUNICIPAL PUBLIC SAFETY	MPS:FIRE, RESCUE & DISASTER MANAGEMENT
	142534	270992	2025/03/07	HARIKISUN GENERAL DEALERS (PTY) LTD	R429,00	R0,00	R429,00	WOOD CHISEL 10MM X 3	MUNICIPAL PUBLIC SAFETY	MPS:FIRE, RESCUE & DISASTER MANAGEMENT
	142534	270992	2025/03/07	HARIKISUN GENERAL DEALERS (PTY) LTD	R7 500,00	R0,00	R7 500,00	TOOLBOX 88PC TRADESMAN CANTILEVER X 3	MUNICIPAL PUBLIC SAFETY	MPS:FIRE, RESCUE & DISASTER MANAGEMENT
	142534	270992	2025/03/07	HARIKISUN GENERAL DEALERS (PTY) LTD	R580,00	R0,00	R580,00	CHISEL MASONARY 57MMX18MMX24MM-BIW X 2	MUNICIPAL PUBLIC SAFETY	MPS:FIRE, RESCUE & DISASTER MANAGEMENT
	142534	270992	2025/03/07	HARIKISUN GENERAL DEALERS (PTY) LTD	R920,00	R0,00	R920,00	HAMMER CLAW 570G WOODEN X 4	MUNICIPAL PUBLIC SAFETY	MPS:FIRE, RESCUE & DISASTER MANAGEMENT
	142534	270992	2025/03/07	HARIKISUN GENERAL DEALERS (PTY) LTD	R4 102,00	R0,00	R4 102,00	HAMMER SLEDGE 4.5KG-BIW X 6	MUNICIPAL PUBLIC SAFETY	MPS:FIRE, RESCUE & DISASTER MANAGEMENT
51	142617	270994	2025/03/07	YELLOW MANGO TRADING CC	R946,96	R142,04	R1 089,00	SUPER MULTI INSECT AEROSOL INSECTICIDE X 20	MUNICIPAL PUBLIC SAFETY	MPS:FIRE, RESCUE & DISASTER MANAGEMENT
	142617	270994	2025/03/07	YELLOW MANGO TRADING CC	R947,83	R142,17	R1 090,00	FURNITURE POLISH X 20	MUNICIPAL PUBLIC SAFETY	MPS:FIRE, RESCUE & DISASTER MANAGEMENT
	142617	270994	2025/03/07	YELLOW MANGO TRADING CC	R626,09	R93,91	R720,00	TOILET DUCK X 20	MUNICIPAL PUBLIC SAFETY	MPS:FIRE, RESCUE & DISASTER MANAGEMENT
	142617	270994	2025/03/07	YELLOW MANGO TRADING CC	R495,66	R74,34	R570,00	TOILET BLOCK (3 PACK) X 10	MUNICIPAL PUBLIC SAFETY	MPS:FIRE, RESCUE & DISASTER MANAGEMENT
	142617	270994	2025/03/07	YELLOW MANGO TRADING CC	R295,66	R44,34	R340,00	SPONGE SCOURER (4 PACK) X 10	MUNICIPAL PUBLIC SAFETY	MPS:FIRE, RESCUE & DISASTER MANAGEMENT
	142617	270994	2025/03/07	YELLOW MANGO TRADING CC	R521,74	R78,26	R600,00	AIRFRESHENER X 20	MUNICIPAL PUBLIC SAFETY	MPS:FIRE, RESCUE & DISASTER MANAGEMENT
	142617	270994	2025/03/07	YELLOW MANGO TRADING CC	R500,87	R75,13	R576,00	YELLOW DUSTER CLOTH (10 PACK) X 12	MUNICIPAL PUBLIC SAFETY	MPS:FIRE, RESCUE & DISASTER MANAGEMENT
	142617	270994	2025/03/07	YELLOW MANGO TRADING CC	R3 626,09	R543,91	R4 170,00	SMALL WINDOW SQUEEGEES WITH LONG EXTENSION HANDLE (2M) X 10	MUNICIPAL PUBLIC SAFETY	MPS:FIRE, RESCUE & DISASTER MANAGEMENT
	142617	270994	2025/03/07	YELLOW MANGO TRADING CC	R1 134,79	R170,21	R1 305,00	DISHCLOTH HEAVY SWABS MULTI COLOR (3 PACK) + DELIV X 50	MUNICIPAL PUBLIC SAFETY	MPS:FIRE, RESCUE & DISASTER MANAGEMENT
52	142969	270997	2025/03/07	BOLAND TOILET SERVICES (PTY) LTD	R1 739,14	R260,86	R2 000,00	POLYJOHN (HANDLING, DELIVERY AND COLLECTION INCLUDED) DELIVER 7 MARCH 2025, COLLECTION 10 MARCH 2025 X 1	COMMUNITY SERVICES	COMM:SPORTSFIELDS
53	142113	270998	2025/03/07	NOLADA 8 (PTY) LTD	R5 310,00	R796,50	R6 106,50	HIGH TENSION SECURITY STEEL PADLOCK 45MM LONG SHACKLE PER 3 IN A PACK X 3	COMMUNITY SERVICES	COMM:FACILITIES & HALLS
	142113	270998	2025/03/07	NOLADA 8 (PTY) LTD	R2 970,00	R445,50	R3 415,50	HIGH TENSION SECURITY STEEL DISC LOCK 70MM X 6	COMMUNITY SERVICES	COMM:FACILITIES & HALLS
	142113	270998	2025/03/07	NOLADA 8 (PTY) LTD	R7 800,00	R1 170,00	R8 970,00	HIGH TENSION PADLOCK AND CHAIN COMBINATION 1000MM X 6	COMMUNITY SERVICES	COMM:FACILITIES & HALLS
	142113	270998	2025/03/07	NOLADA 8 (PTY) LTD	R2 500,00	R375,00	R2 875,00	EURO CYLINDER 60MM (25-10-25) X 10	COMMUNITY SERVICES	COMM:FACILITIES & HALLS
	142113	270998	2025/03/07	NOLADA 8 (PTY) LTD	R405,00	R60,00	R465,00	3MM CHAIN PER METER X 30	COMMUNITY SERVICES	COMM:FACILITIES & HALLS
54	141885	270999	2025/03/07	NOLADA 8 (PTY) LTD	R11 400,00	R1 710,00	R13 110,00	PLASTIC GLASS X 6	COMMUNITY SERVICES	COMM:FACILITIES & HALLS
55	142123	271000	2025/03/07	NOLADA 8 (PTY) LTD	R5 320,00	R798,00	R6 118,00	WALL MOUNTED EXTRACTOR FAN X 1	COMMUNITY SERVICES	COMM:FACILITIES & HALLS

	142640	270908	2025/03/03	KFC ENGINEERING & INDUSTRIAL SUPPLIES	R13 500,00	R2 025,00	R15 525,00	LAYFLAT 50MM P/M WITH INNER LINING AND 5 BAR WATER PRESSURE X 300M	COMMUNITY SERVICES	COMM:SPORTSFIELDS
	142123	271000	2025/03/07	NOLADA 8 (PTY) LTD	R1 800,00	R270,00	R2 070,00	EXTRACTOR FAN INDUSTRIAL SHUTTER + DELIVERY X 1	COMMUNITY SERVICES	COMM:FACILITIES & HALLS
56	142508	271001	2025/03/07	NOLADA 8 (PTY) LTD	R9 000,00	R1 350,00	R10 350,00	PT 68 S MIDBAND TWO-WAY RADIOS X 4	PLANNING AND DEVELOPMENT	P&D:ENVIRONMENTAL MANAGEMENT & CONSERVATION
57	142384	271006	2025/03/07	NOLADA 8 (PTY) LTD	R1 092,00	R163,80	R1 255,80	NAILS:75MM(1KF PACKETS) X 40	COMMUNITY SERVICES	COMM:HOUSING ADMINISTRATION
	142384	271006	2025/03/07	NOLADA 8 (PTY) LTD	R3 636,00	R545,40	R4 181,40	PLASTIC SHEET BLACK 3.0MX 30M 250 MIC X 6	COMMUNITY SERVICES	COMM:HOUSING ADMINISTRATION
58	142382	271008	2025/03/07	NOLADA 8 (PTY) LTD	R25 200,00	R3 780,00	R28 980,00	3.0M SPLIT POLES 80 - 100 X 280	COMMUNITY SERVICES	COMM:HOUSING ADMINISTRATION
59	142370	271009	2025/03/07	OFFICE FOR YOU (PTY) LTD	R738,00	R110,70	R848,70	PILOT RETRACTABLE CORRECTION PEN TAPE REFILL X 30	FINANCIAL SERVICES	FIN:EXPENDITURE, FLEET & ASSET MANAGEMENT
	142370	271009	2025/03/07	OFFICE FOR YOU (PTY) LTD	R936,00	R140,40	R1 076,40	PILOT G2 GEL PENS 0.7MM ASSORTED COLOURS (PACK OF 15) X 3	FINANCIAL SERVICES	FIN:EXPENDITURE, FLEET & ASSET MANAGEMENT
	142370	271009	2025/03/07	OFFICE FOR YOU (PTY) LTD	R390,00	R58,50	R448,50	STANDARD 26/6 STAPLES (5000 PACK) X 30	FINANCIAL SERVICES	FIN:EXPENDITURE, FLEET & ASSET MANAGEMENT
60	142964	271010	2025/03/10	COMMON SENSE BUILDERS (PTY) LTD	R2 000,00	R0,00	R2 000,00	HAWSTON LIBRARY REMOVE OLD FENCE X 1	COMMUNITY SERVICES	COMM:BUILDING MAINTENANCE
61	142945	271014	2025/03/10	HERMANUS EXTINGUISHER SERVICES	R1 120,00	R168,00	R1 288,00	SERVICE OF FIRE EXTINGUISERS X 14	COMMUNITY SERVICES	COMM:RESORTS:ONRUS CARAVAN PARK
62	142919	271015	2025/03/10	HERMANUS OFFICE NATIONAL	R1 092,00	R163,80	R1 255,80	SHELVING SPARE 305MM SHELVES ONLY H/G X 6	PLANNING AND DEVELOPMENT	P&D:BUILDING CONTROL
63	142558	271018	2025/03/10	KRIGE TREE SERVICES CC	R25 000,00	R3 750,00	R28 750,00	HIRE OF WOODCHIPPER X 5 DAYS	INFRASTRUCTURE SERVICES	INFRA:ROADS:GANSBAAI & STANFORD
64	142764	271021	2025/03/10	OFFICETECH	R206,80	R31,02	R237,82	DIARIES A5 BLACK X 4	OFFICE OF THE MUNICIPAL MANAGER	MM:INTERNAL AUDIT
	142764	271021	2025/03/10	OFFICETECH	R189,18	R28,38	R217,56	BINDING COVERS X 1	OFFICE OF THE MUNICIPAL MANAGER	MM:INTERNAL AUDIT
	142764	271021	2025/03/10	OFFICETECH	R66,00	R9,90	R75,90	BINDING COMBS 10MM X 50	OFFICE OF THE MUNICIPAL MANAGER	MM:INTERNAL AUDIT
	142764	271021	2025/03/10	OFFICETECH	R87,00	R13,05	R100,05	BINDING COMBS 12MM X 50	OFFICE OF THE MUNICIPAL MANAGER	MM:INTERNAL AUDIT
	142764	271021	2025/03/10	OFFICETECH	R494,40	R74,16	R568,56	USB FLASH DRIVES X 4	OFFICE OF THE MUNICIPAL MANAGER	MM:INTERNAL AUDIT
	142764	271021	2025/03/10	OFFICETECH	R123,60	R18,54	R142,14	LAMINATING POUCHES X 1	OFFICE OF THE MUNICIPAL MANAGER	MM:INTERNAL AUDIT
	142764	271021	2025/03/10	OFFICETECH	R40,68	R6,10	R46,78	HIGHLIGHTERS ORANGE X 6	OFFICE OF THE MUNICIPAL MANAGER	MM:INTERNAL AUDIT
	142764	271021	2025/03/10	OFFICETECH	R40,68	R6,10	R46,78	HIGHLIGHTERS YELLOW X 6	OFFICE OF THE MUNICIPAL MANAGER	MM:INTERNAL AUDIT
	142764	271021	2025/03/10	OFFICETECH	R15,85	R2,38	R18,23	LEAD HB PENCILS X 8	OFFICE OF THE MUNICIPAL MANAGER	MM:INTERNAL AUDIT

	142640	270908	2025/03/03	KFC ENGINEERING & INDUSTRIAL SUPPLIES	R13 500,00	R2 025,00	R15 525,00	LAYFLAT 50MM P/M WITH INNER LINING AND 5 BAR WATER PRESSURE X 300M	COMMUNITY SERVICES	COMM:SPORTSFIELDS
	142764	271021	2025/03/10	OFFICETECH	R13,28	R1,99	R15,27	PENCIL ERASERS X 8	OFFICE OF THE MUNICIPAL MANAGER	MM:INTERNAL AUDIT
	142764	271021	2025/03/10	OFFICETECH	R104,80	R15,72	R120,52	EXAMINATION PADS X 2	OFFICE OF THE MUNICIPAL MANAGER	MM:INTERNAL AUDIT
65	142784	271022	2025/03/10	HARIKISUN GENERAL DEALERS (PTY) LTD	R9 200,00	R0,00	R9 200,00	CELLPHONES X 2	FINANCIAL SERVICES	FIN:EXPENDITURE, FLEET & ASSET MANAGEMENT
66	142506	271023	2025/03/10	HARIKISUN GENERAL DEALERS (PTY) LTD	R28 500,00	R0,00	R28 500,00	HILLS DERM COMPLETE DOG FOOD 12KG X 15	MUNICIPAL PUBLIC SAFETY	MPS:LAW ENFORCEMENT SERVICES
	142506	271023	2025/03/10	HARIKISUN GENERAL DEALERS (PTY) LTD	R400,00	R0,00	R400,00	DELIVERY X 1	MUNICIPAL PUBLIC SAFETY	MPS:LAW ENFORCEMENT SERVICES
67	142527	271024	2025/03/10	NOLADA 8 (PTY) LTD	R19 000,00	R2 850,00	R21 850,00	SPORT FIELD LINE MARKING MACHINE X 1	COMMUNITY SERVICES	COMM:SPORTSFIELDS
68	142738	271025	2025/03/10	LEXISNEXIS (PTY) LTD	R1 134,00	R170,10	R1 304,10	ROAD TRAFFIC & TRANSPORT LEGISLATION (ISS 68) X 2	MUNICIPAL PUBLIC SAFETY	MPS:TRAFFIC SERVICES
	142738	271025	2025/03/10	LEXISNEXIS (PTY) LTD	R68,00	R10,20	R78,20	DELIVERY AND HANDLING X 1	MUNICIPAL PUBLIC SAFETY	MPS:TRAFFIC SERVICES
69	142817	271026	2025/03/10	NOLADA 8 (PTY) LTD	R17 000,00	R2 550,00	R19 550,00	GRASS BLOCKS (400MM X 400MM X 100MM) X 500	INFRASTRUCTURE SERVICES	INFRA:ROADS:KLEINMOND
70	142865	271027	2025/03/10	OFFICETECH	R8 364,00	R1 254,60	R9 618,60	SHELVING STEEL X6 SHELVES OPEN 2215 X 914 X 305 HGREY X 6	PLANNING AND DEVELOPMENT	P&D:BUILDING CONTROL
71	142112	271029	2025/03/11	VISSER PAINTERS	R2 000,00		R2 000,00	REPAIR BROKEN CHAIRS @ AUDITORIUM	COMMUNITY SERVICES	COMM:BUILDING MAINTENANCE
72	142671	271039	2025/03/11	GANSBAAI BUILD IT (PTY) LTD	R347,40	R52,10	R399,50	HOSE CLAMPS M/STL 14X32 X 50	COMMUNITY SERVICES	COMM:BEACHES
	142671	271039	2025/03/11	GANSBAAI BUILD IT (PTY) LTD	R269,52	R40,43	R309,95	ROOFKOTE DURAM WHITE 5L X 1	COMMUNITY SERVICES	COMM:BEACHES
	142671	271039	2025/03/11	GANSBAAI BUILD IT (PTY) LTD	R286,91	R43,04	R329,95	ROOFKOTE DURAM GREEN 5L X 1	COMMUNITY SERVICES	COMM:BEACHES
73	142845	271040	2025/03/11	KAAP AGRI AGRIMARK LIQUORMARK PAKMARK AGRIOLOG	R1 000,00	R150,00	R1 150,00	RYOBI IMPACT DRILL 40MM 13MM 18VOLT X 1	INFRASTRUCTURE SERVICES	INFRA:ELECTRICAL:HM&KM
74	142463	271041	2025/03/11	NOLADA 8 (PTY) LTD	R2 600,00	R390,00	R2 990,00	DUST PAN X 200	FINANCIAL SERVICES	FIN:SUPPLY CHAIN MANAGEMENT
	142463	271041	2025/03/11	NOLADA 8 (PTY) LTD	R5 200,00	R780,00	R5 980,00	TOILET BRUSH: CURVED PIPE 200	FINANCIAL SERVICES	FIN:SUPPLY CHAIN MANAGEMENT
	142463	271041	2025/03/11	NOLADA 8 (PTY) LTD	R8 200,00	R1 230,00	R9 430,00	BUCKETS: 10L PLASTIC 200	FINANCIAL SERVICES	FIN:SUPPLY CHAIN MANAGEMENT
75	142392	271042	2025/03/11	HARIKISUN GENERAL DEALERS (PTY) LTD	R5 800,00	R0,00	R5 800,00	RIM BLOCK HOOK ON X 200	COMMUNITY SERVICES	COMM:RESORTS:ONRUS CARAVAN PARK
	142392	271042	2025/03/11	HARIKISUN GENERAL DEALERS (PTY) LTD	R3 105,00	R0,00	R3 105,00	CLEEN GREEN 2L YELLOW OR GREEN OR SIMILAR X 30	COMMUNITY SERVICES	COMM:RESORTS:ONRUS CARAVAN PARK
	142392	271042	2025/03/11	HARIKISUN GENERAL DEALERS (PTY) LTD	R2 875,00	R0,00	R2 875,00	SPARKLE TOILET FRESH SPRAY 300ML OR SIMILAR X 50	COMMUNITY SERVICES	COMM:RESORTS:ONRUS CARAVAN PARK
	142392	271042	2025/03/11	HARIKISUN GENERAL DEALERS (PTY) LTD	R134,15	R0,00	R134,15	SCOURERS 4 PARK OR SIMILAR X 5	COMMUNITY SERVICES	COMM:RESORTS:ONRUS CARAVAN PARK
	142392	271042	2025/03/11	HARIKISUN GENERAL DEALERS (PTY) LTD	R500,00	R0,00	R500,00	MICROFIBRE ALL PURPOSE CLOTHS X 50	COMMUNITY SERVICES	COMM:RESORTS:ONRUS CARAVAN PARK
	142392	271042	2025/03/11	HARIKISUN GENERAL DEALERS (PTY) LTD	R4 256,00	R0,00	R4 256,00	PINE GEL 5L TUBS X 20	COMMUNITY SERVICES	COMM:RESORTS:ONRUS CARAVAN PARK

	142640	270908	2025/03/03	KFC ENGINEERING & INDUSTRIAL SUPPLIES	R13 500,00	R2 025,00	R15 525,00	LAYFLAT 50MM P/M WITH INNER LINING AND 5 BAR WATER PRESSURE X 300M	COMMUNITY SERVICES	COMM:SPORTSFIELDS
	142392	271042	2025/03/11	HARIKISUN GENERAL DEALERS (PTY) LTD	R452,00	R0,00	R452,00	DISH DRYING CLOTHS X 4	COMMUNITY SERVICES	COMM:RESORTS:ONRUS CARAVAN PARK
	142392	271042	2025/03/11	HARIKISUN GENERAL DEALERS (PTY) LTD	R560,00	R0,00	R560,00	WINDOWLENE 750ML SPRAY BOTTLE X 10	COMMUNITY SERVICES	COMM:RESORTS:ONRUS CARAVAN PARK
	142392	271042	2025/03/11	HARIKISUN GENERAL DEALERS (PTY) LTD	R280,00	R0,00	R280,00	WINDOW SQUEEGEE 1	COMMUNITY SERVICES	COMM:RESORTS:ONRUS CARAVAN PARK
	142392	271042	2025/03/11	HARIKISUN GENERAL DEALERS (PTY) LTD	R885,00	R0,00	R885,00	TILE CLEANING BRUSH GROUT GAP CLEANING X 5	COMMUNITY SERVICES	COMM:RESORTS:ONRUS CARAVAN PARK
76	142155	271044	2025/03/11	HERMANUS EXTINGUISHER SERVICES	R4 000,00	R600,00	R4 600,00	SERVICE & REFILL OF 4.5 DCP EXTINGUISHERS X 25	MUNICIPAL PUBLIC SAFETY	MPS:DISASTER MANAGEMENT
	142155	271044	2025/03/11	HERMANUS EXTINGUISHER SERVICES	R7 500,00	R1 125,00	R8 625,00	SERVICE & REFILL OF 9KG DCP EXTINGUISHERS X 30	MUNICIPAL PUBLIC SAFETY	MPS:DISASTER MANAGEMENT
	142155	271044	2025/03/11	HERMANUS EXTINGUISHER SERVICES	R3 150,00	R472,50	R3 622,50	5KG CO2 SERVICE & REFILL OF EXTINGUISHERS X 7	MUNICIPAL PUBLIC SAFETY	MPS:DISASTER MANAGEMENT
77	142321	271046	2025/03/11	NOLADA 8 (PTY) LTD	R6 520,00	R978,00	R7 498,00	CHAIN REEL 3/8RS-0.063 9.32-1.6MM X 1	COMMUNITY SERVICES	COMM:PARKS AND OPEN SPACES
	142321	271046	2025/03/11	NOLADA 8 (PTY) LTD	R288,00	R43,20	R331,20	COMBINATION WRENCH FS120/200 X 3	COMMUNITY SERVICES	COMM:PARKS AND OPEN SPACES
	142321	271046	2025/03/11	NOLADA 8 (PTY) LTD	R288,00	R43,20	R331,20	COMBINATION WRENCH STL 019T X 3	COMMUNITY SERVICES	COMM:PARKS AND OPEN SPACES
78	142638	271047	2025/03/11	BREERIVIER TRAINING DEVELOPMENT CC	R8 910,00	R1 336,50	R10 246,50	DIGGER LOADER-RENEWAL OF LICENSING(REFRESHER) U/S 262727 X 11	CORPORATE SERVICES	CORP:HUMAN RESOURCES MANAGEMENT
	142638	271047	2025/03/11	BREERIVIER TRAINING DEVELOPMENT CC	R2 430,00	R364,50	R2 794,50	ROLLER-RENEWAL OF LICENSING (REFRESHER) U/S 262805 X 3	CORPORATE SERVICES	CORP:HUMAN RESOURCES MANAGEMENT
79	141228	271053	2025/03/12	LW GLASS AND ALUMINIUM (PTY) LTD	R15 795,00	R0,00	R15 795,00	INSTALLATION OF 25 MM VENATION BRUSHED SILVER BLINDS AT VARIOUS OFFICES X 9	COMMUNITY SERVICES	COMM:BUILDING MAINTENANCE
80	141263	271054	2025/03/12	CUSTOM DEN (PTY) LTD	R1 927,50	R0,00	R1 927,50	WALK IN FRIDGE HANDLE ( TO SUPPLY & FIT) X 1	COMMUNITY SERVICES	COMM:FACILITIES & HALLS
81	143020	271055	2025/03/12	XL GLENWOOD TRAVEL AGENCY (PTY) LTD	R9 546,49	R1 431,97	R10 978,46	FLIGHT TICKETS - RETURN JHB 2 OFFICIALS	INFRASTRUCTURE SERVICES	INFRA:CHIEF ENGINEER:INFRASTRUCTURE SERVICES
82	142708	271065	2025/03/12	HARIKISUN GENERAL DEALERS (PTY) LTD	R375,00	R0,00	R375,00	CLEAN AIR FRESHNER GLADE ASS 180ML X 15	INFRASTRUCTURE SERVICES	INFRA:PRINCIPAL ENGINEER:PROJECT MANAGEMENT
	142708	271065	2025/03/12	HARIKISUN GENERAL DEALERS (PTY) LTD	R400,00	R0,00	R400,00	CLEAN DOOM X 8	INFRASTRUCTURE SERVICES	INFRA:PRINCIPAL ENGINEER:PROJECT MANAGEMENT
	142708	271065	2025/03/12	HARIKISUN GENERAL DEALERS (PTY) LTD	R1 152,00	R0,00	R1 152,00	LIQUID ANTISEPTIC DETTOL 750ML X 12	INFRASTRUCTURE SERVICES	INFRA:PRINCIPAL ENGINEER:PROJECT MANAGEMENT
	142708	271065	2025/03/12	HARIKISUN GENERAL DEALERS (PTY) LTD	R500,00	R0,00	R500,00	BIN WASTE ADDIS ALL PURPOSE 250L + DELIVERY X 1	INFRASTRUCTURE SERVICES	INFRA:PRINCIPAL ENGINEER:PROJECT MANAGEMENT
83	142348	271066	2025/03/12	CUSTOM DEN (PTY) LTD	R2 000,00	R0,00	R2 000,00	REPAIR GATE HINGES X 1	COMMUNITY SERVICES	COMM:BUILDING MAINTENANCE
84	142249	271067	2025/03/12	NOLADA 8 (PTY) LTD	R1 400,00	R210,00	R1 610,00	S/FLEX CUT-DISC 300X2.8X25.4MM FL STE X 10	COMMUNITY SERVICES	COMM:BEACHES
	142249	271067	2025/03/12	NOLADA 8 (PTY) LTD	R194,00	R29,10	R223,10	PLIER WATER PUMP 121/A3 315MM X 1	COMMUNITY SERVICES	COMM:BEACHES
	142249	271067	2025/03/12	NOLADA 8 (PTY) LTD	R880,00	R132,00	R1 012,00	RATCHET SPANNER FLEX CHR 6PCE X 1	COMMUNITY SERVICES	COMM:BEACHES

	142640	270908	2025/03/03	KFC ENGINEERING & INDUSTRIAL SUPPLIES	R13 500,00	R2 025,00	R15 525,00	LAYFLAT 50MM P/M WITH INNER LINING AND 5 BAR WATER PRESSURE X 300M	COMMUNITY SERVICES	COMM:SPORTSFIELDS
	142249	271067	2025/03/12	NOLADA 8 (PTY) LTD	R72,00	R10,80	R82,80	SOCKET 1/2 INCH HEX LONG 13MM X 1	COMMUNITY SERVICES	COMM:BEACHES
85	142261	271068	2025/03/12	NUWAY ENTERPRISES	R4 865,00	R729,75	R5 594,75	DESIGN, SUPPLY , DELIVER OF CROMEDECK SIGNS X 4	COMMUNITY SERVICES	COMM:PARKS AND OPEN SPACES
86	143027	271070	2025/03/13	DERELIZE PRINTING	R2 000,00	R0,00	R2 000,00	A5 REQUISITION BOOKS X 6	OFFICE OF THE MUNICIPAL MANAGER	MM:STRATEGIC SUPPORT SERVICES
87	142920	271071	2025/03/13	VOLTEX (PTY) LTD - OVERSTRAND	R14 130,00	R2 119,50	R16 249,50	FLUKE 302 CLAMP METER 400A AC TRUE RMS OR COMPATIBLE X 5	INFRASTRUCTURE SERVICES	INFRA:CHIEF ENGINEER:INFRASTRUCTURE SERVICES
88	143028	271072	2025/03/13	KLEINMOND BUILD IT	R1 113,03	R166,95	R1 279,98	WELD MESH GALV REF156 2.4M X 6.0M X 2	INFRASTRUCTURE SERVICES	INFRA:WATER:KLEINMOND
	143028	271072	2025/03/13	KLEINMOND BUILD IT	R148,67	R22,30	R170,97	CONCRIM 2.7KG X 3	INFRASTRUCTURE SERVICES	INFRA:WATER:KLEINMOND
89	142755	271074	2025/03/13	COETZEE CENTRE OF DEVELOPMENT (PTY) LTD	R24 900,00	R0,00	R24 900,00	SERVICE NEEDED FOR PSYCHOLOGIST EVALUATION X 1	CORPORATE SERVICES	CORP:HUMAN RESOURCES MANAGEMENT
90	142965	271073	2025/03/13	OVERBERG AGRI BEDRYWE (PTY) LTD	R273,04	R40,96	R314,00	TAPE MEASURE POWERLOCK 8M X 25MM X 1	COMMUNITY SERVICES	COMM:FACILITIES & HALLS
	142965	271073	2025/03/13	OVERBERG AGRI BEDRYWE (PTY) LTD	R36,52	R5,48	R42,00	ROPE SKI 7MM X 10M MAMBA X 2	COMMUNITY SERVICES	COMM:FACILITIES & HALLS
	142965	271073	2025/03/13	OVERBERG AGRI BEDRYWE (PTY) LTD	R29,57	R4,44	R34,01	POZI NR2 X 50MM POWER BIT CRD X 1	COMMUNITY SERVICES	COMM:FACILITIES & HALLS
	142965	271073	2025/03/13	OVERBERG AGRI BEDRYWE (PTY) LTD	R78,26	R13,50	R90,00	NUT SETTER MAGNETIC 8 X 48MM X 1	COMMUNITY SERVICES	COMM:FACILITIES & HALLS
	142965	271073	2025/03/13	OVERBERG AGRI BEDRYWE (PTY) LTD	R37,39	R6,45	R43,00	ROPE BUILELEWE HANKS 8MM X 10M MAMBA X 1	COMMUNITY SERVICES	COMM:FACILITIES & HALLS
	142965	271073	2025/03/13	OVERBERG AGRI BEDRYWE (PTY) LTD	R340,87	R51,13	R392,00	CLAW HAMMER 700G ALL STEEL X 1	COMMUNITY SERVICES	COMM:FACILITIES & HALLS
	142965	271073	2025/03/13	OVERBERG AGRI BEDRYWE (PTY) LTD	R273,04	R47,10	R314,00	CARGOMAX TIE DOWN CAM BUCKLES S-HOOK X 1	COMMUNITY SERVICES	COMM:FACILITIES & HALLS
91	143030	271075	2025/03/13	HARIKISUN GENERAL DEALERS (PTY) LTD	R1 999,90	R0,00	R1 999,90	DRAWING BAGS WITH PRINT X 70	PLANNING AND DEVELOPMENT	P&D:ENVIRONMENTAL MANAGEMENT & CONSERVATION
92	142827	271077	2025/03/13	OVERBERG AGRI BEDRYWE (PTY) LTD	R12 217,39	R1 832,61	R14 050,00	PINE POLE CYL 3.6M X 90MM/100CCA(SILINDRIES) X 50	INFRASTRUCTURE SERVICES	INFRA:ROADS:GANSBAAI & STANFORD
93	142698	271078	2025/03/13	BIDVEST WALTONS	R659,87	R0,00	R659,87	WHITE SUGAR 2.5KG X 10	MUNICIPAL COUNCIL	COUNCIL:COUNCIL'S GENERAL
	142698	271078	2025/03/13	BIDVEST WALTONS	R1 090,00	R0,00	R1 090,00	BEVERAGE MILK LONGLIFE FULL CREAM 6X1L X 10	MUNICIPAL COUNCIL	COUNCIL:COUNCIL'S GENERAL
	142698	271078	2025/03/13	BIDVEST WALTONS	R1 812,29	R0,00	R1 812,29	BEVERAGE COFFEE JACOBS KRONUNG 200MGM X 10	MUNICIPAL COUNCIL	COUNCIL:COUNCIL'S GENERAL
	142698	271078	2025/03/13	BIDVEST WALTONS	R1 261,19	R0,00	R1 261,19	BEVERAGE COFFEE RICOFFY X 7	MUNICIPAL COUNCIL	COUNCIL:COUNCIL'S GENERAL
94	143033	271079	2025/03/13	STAYINBELLVILLE (PTY)LTD	R18 913,04	R2 836,96	R21 750,00	ACCOMMODATION - ROOMS ONLY - INTERNS TO ATTEND MFMA AT STELLENBOSCH UNIVERISTY X 3	FINANCIAL SERVICES	FIN:CHIEF FINANCIAL OFFICER
95	142281	271081	2025/03/13	HERMANUS BUILD IT (PTY) LTD	R156,50	R23,47	R179,97	LOCK MOTISE STANDARD C/P 3 LEVER X 1	COMMUNITY SERVICES	COMM:FACILITIES & HALLS
	142281	271081	2025/03/13	HERMANUS BUILD IT (PTY) LTD	R199,97	R29,99	R229,96	NAIL IN ANCHORS 6MM X 55MM(150) X 1	COMMUNITY SERVICES	COMM:FACILITIES & HALLS
	142281	271081	2025/03/13	HERMANUS BUILD IT (PTY) LTD	R243,47	R36,52	R279,99	NAIL IN ANCHORS 8MM X 75MM(100) X 1	COMMUNITY SERVICES	COMM:FACILITIES & HALLS

	142640	270908	2025/03/03	KFC ENGINEERING & INDUSTRIAL SUPPLIES	R13 500,00	R2 025,00	R15 525,00	LAYFLAT 50MM P/M WITH INNER LINING AND 5 BAR WATER PRESSURE X 300M	COMMUNITY SERVICES	COMM:SPORTSFIELDS
	142281	271081	2025/03/13	HERMANUS BUILD IT (PTY) LTD	R556,50	R83,48	R639,98	DRYWALL SCREW 8MM X 32MM(900) X 2	COMMUNITY SERVICES	COMM:FACILITIES & HALLS
96	143042	271082	2025/03/13	HERMANUS HARDWARE	R201,74	R30,26	R232,00	PATIO DOOR ROLLER SS BBL X 4	INFRASTRUCTURE SERVICES	INFRA:ELECTRICAL:HM&KM
97	143044	271083	2025/03/13	ACDC EXPRESS HERMANUS	R302,00	R45,30	R347,30	16A 5 STEP + OFF RCAM SWITCH X 1	INFRASTRUCTURE SERVICES	INFRA:ELECTRICAL:HM&KM
	143044	271083	2025/03/13	ACDC EXPRESS HERMANUS	R52,00	R7,80	R59,80	RED LED PILOT LIGHT HI-BRIGHT 22MM X 1	INFRASTRUCTURE SERVICES	INFRA:ELECTRICAL:HM&KM
	143044	271083	2025/03/13	ACDC EXPRESS HERMANUS	R48,00	R7,20	R55,20	GREEN LED PILOT LIGHT HI-BRIGHT 22MM X 1	INFRASTRUCTURE SERVICES	INFRA:ELECTRICAL:HM&KM
	143044	271083	2025/03/13	ACDC EXPRESS HERMANUS	R212,10	R31,82	R243,92	230VAC 10A 8 PIN RELAY 2 C/O, FLAG + LED X 1	INFRASTRUCTURE SERVICES	INFRA:ELECTRICAL:HM&KM
	143044	271083	2025/03/13	ACDC EXPRESS HERMANUS	R202,00	R30,29	R232,29	BASE 8-PIN RECTANGULAR 400V X 1	INFRASTRUCTURE SERVICES	INFRA:ELECTRICAL:HM&KM
98	143058	271084	2025/03/13	ERIC BOOKER PROMOTIONS (PTY) LTD	R339,14	R50,86	R390,00	SLEEP HELLING SIGN X 1	COMMUNITY SERVICES	COMM:PARKS AND OPEN SPACES
	143058	271084	2025/03/13	ERIC BOOKER PROMOTIONS (PTY) LTD	R56,18	R8,42	R64,60	SPANNER NR 8 X 1	COMMUNITY SERVICES	COMM:PARKS AND OPEN SPACES
	143058	271084	2025/03/13	ERIC BOOKER PROMOTIONS (PTY) LTD	R53,31	R7,99	R61,30	SPANNER NR 10 X 1	COMMUNITY SERVICES	COMM:PARKS AND OPEN SPACES
	143058	271084	2025/03/13	ERIC BOOKER PROMOTIONS (PTY) LTD	R85,83	R12,87	R98,70	NAILS X 3	COMMUNITY SERVICES	COMM:PARKS AND OPEN SPACES
	143058	271084	2025/03/13	ERIC BOOKER PROMOTIONS (PTY) LTD	R15,14	R2,26	R17,40	RIVETS X 1	COMMUNITY SERVICES	COMM:PARKS AND OPEN SPACES
	143058	271084	2025/03/13	ERIC BOOKER PROMOTIONS (PTY) LTD	R116,79	R17,51	R134,30	LEVEL 3 LOCK X 1	COMMUNITY SERVICES	COMM:PARKS AND OPEN SPACES
	143058	271084	2025/03/13	ERIC BOOKER PROMOTIONS (PTY) LTD	R220,70	R33,10	R253,80	DEUR KNIPPE X 2	COMMUNITY SERVICES	COMM:PARKS AND OPEN SPACES
	143058	271084	2025/03/13	ERIC BOOKER PROMOTIONS (PTY) LTD	R51,92	R7,78	R59,70	RIVETS ALUMINIUM X 1	COMMUNITY SERVICES	COMM:PARKS AND OPEN SPACES
	143058	271084	2025/03/13	ERIC BOOKER PROMOTIONS (PTY) LTD	R38,09	R5,71	R43,80	BOORPUNT X 1	COMMUNITY SERVICES	COMM:PARKS AND OPEN SPACES
	143058	271084	2025/03/13	ERIC BOOKER PROMOTIONS (PTY) LTD	R44,79	R6,71	R51,50	STAR SCREWDRIVER (BIG ) X 1	COMMUNITY SERVICES	COMM:PARKS AND OPEN SPACES
	143058	271084	2025/03/13	ERIC BOOKER PROMOTIONS (PTY) LTD	R23,22	R3,48	R26,70	STAR SCREWDRIVER SMALL X 1	COMMUNITY SERVICES	COMM:PARKS AND OPEN SPACES
	143058	271084	2025/03/13	ERIC BOOKER PROMOTIONS (PTY) LTD	R26,27	R3,93	R30,20	FLAT SCREWDRIVER (BIG ) X 1	COMMUNITY SERVICES	COMM:PARKS AND OPEN SPACES
	143058	271084	2025/03/13	ERIC BOOKER PROMOTIONS (PTY) LTD	R33,66	R5,04	R38,70	FLAT SCREWDRIVER X 1	COMMUNITY SERVICES	COMM:PARKS AND OPEN SPACES
	143058	271084	2025/03/13	ERIC BOOKER PROMOTIONS (PTY) LTD	R81,31	R12,19	R93,50	SCREW IT X 1	COMMUNITY SERVICES	COMM:PARKS AND OPEN SPACES
	143058	271084	2025/03/13	ERIC BOOKER PROMOTIONS (PTY) LTD	R33,31	R4,99	R38,30	MASKING TAPE X 1	COMMUNITY SERVICES	COMM:PARKS AND OPEN SPACES
	143058	271084	2025/03/13	ERIC BOOKER PROMOTIONS (PTY) LTD	R38,35	R5,75	R44,10	NAIL WIRE X 3	COMMUNITY SERVICES	COMM:PARKS AND OPEN SPACES
	143058	271084	2025/03/13	ERIC BOOKER PROMOTIONS (PTY) LTD	R147,40	R22,10	R169,50	FILIFOAM 750ML X 1	COMMUNITY SERVICES	COMM:PARKS AND OPEN SPACES
143058	271084	2025/03/13	ERIC BOOKER PROMOTIONS (PTY) LTD	R94,09	R14,11	R108,20	TOILET SEAT X 1	COMMUNITY SERVICES	COMM:PARKS AND OPEN SPACES	
143058	271084	2025/03/13	ERIC BOOKER PROMOTIONS (PTY) LTD	R18,35	R2,75	R21,10	COACH SCREW 10X50 X 1	COMMUNITY SERVICES	COMM:PARKS AND OPEN SPACES	

	142640	270908	2025/03/03	KFC ENGINEERING & INDUSTRIAL SUPPLIES	R13 500,00	R2 025,00	R15 525,00	LAYFLAT 50MM P/M WITH INNER LINING AND 5 BAR WATER PRESSURE X 300M	COMMUNITY SERVICES	COMM:SPORTSFIELDS
	143058	271084	2025/03/13	ERIC BOOKER PROMOTIONS (PTY) LTD	R11,66	R1,74	R13,40	COACH SCREW 8X4 X 1	COMMUNITY SERVICES	COMM:PARKS AND OPEN SPACES
	143058	271084	2025/03/13	ERIC BOOKER PROMOTIONS (PTY) LTD	R8,70	R1,30	R10,00	FLAT WASHER M10 X 1	COMMUNITY SERVICES	COMM:PARKS AND OPEN SPACES
	143058	271084	2025/03/13	ERIC BOOKER PROMOTIONS (PTY) LTD	R20,61	R3,09	R23,70	BOORPUNT X 1	COMMUNITY SERVICES	COMM:PARKS AND OPEN SPACES
	143058	271084	2025/03/13	ERIC BOOKER PROMOTIONS (PTY) LTD	R71,40	R10,70	R82,10	BOORPUNT 15MM X 1	COMMUNITY SERVICES	COMM:PARKS AND OPEN SPACES
	143058	271084	2025/03/13	ERIC BOOKER PROMOTIONS (PTY) LTD	R37,40	R5,60	R43,00	BOORPUNT 10MM X 1	COMMUNITY SERVICES	COMM:PARKS AND OPEN SPACES
	143058	271084	2025/03/13	ERIC BOOKER PROMOTIONS (PTY) LTD	R36,53	R5,47	R42,00	COACH SCREWS X 4	COMMUNITY SERVICES	COMM:PARKS AND OPEN SPACES
	143058	271084	2025/03/13	ERIC BOOKER PROMOTIONS (PTY) LTD	R26,79	R4,01	R30,80	GUTTER B/NUTS X 2	COMMUNITY SERVICES	COMM:PARKS AND OPEN SPACES
99	143057	271085	2025/03/13	HERMANUS OFFICE NATIONAL	R506,96	R76,04	R583,00	HEAVY DUTY STAPLER, BLACK AND SILVER GREY IN COLOUR. X 1	CORPORATE SERVICES	CORP:ADMINISTRATIVE SUPPORT SERVICES
	142980	271086	2025/03/13	KAAP AGRI AGRIMARK LIQUORMARK PAKMARK AGRIOLOG	R1 238,60	R185,79	R1 424,39	KEYMARK DRAGLINE HOSE 20MM P/M X 55	COMMUNITY SERVICES	COMM:SPORTSFIELDS
	142980	271086	2025/03/13	KAAP AGRI AGRIMARK LIQUORMARK PAKMARK AGRIOLOG	R94,02	R14,10	R108,12	GRDNA PP CONNECTION HOSE 19MM 2916 X 2	COMMUNITY SERVICES	COMM:SPORTSFIELDS
100	142980	271086	2025/03/13	KAAP AGRI AGRIMARK LIQUORMARK PAKMARK AGRIOLOG	R28,52	R4,28	R32,80	GRDNA TAP CONNECTOR 26.5MM 3/4 18221-37 X 1	COMMUNITY SERVICES	COMM:SPORTSFIELDS
	142980	271086	2025/03/13	KAAP AGRI AGRIMARK LIQUORMARK PAKMARK AGRIOLOG	R47,26	R7,09	R54,35	AQUA: 46 SPRINKLER FC PLASTIC 20MM X 1	COMMUNITY SERVICES	COMM:SPORTSFIELDS
	142980	271086	2025/03/13	KAAP AGRI AGRIMARK LIQUORMARK PAKMARK AGRIOLOG	R309,38	R46,41	R355,79	SPRINKLER TRIPOD GALV 20MM X 0.6M X 1	COMMUNITY SERVICES	COMM:SPORTSFIELDS
	142265	271087	2025/03/13	OFFICE FOR YOU (PTY) LTD	R210,00	R31,50	R241,50	CHIPBOARD 180 MICRON X 50	OFFICE OF THE MUNICIPAL MANAGER	MM:LEGAL SERVICES & CONTRACT MANAGEMENT
	142265	271087	2025/03/13	OFFICE FOR YOU (PTY) LTD	R273,60	R41,04	R314,64	BK77 SUPERB BALL POINT PEN - BLACK X 24	OFFICE OF THE MUNICIPAL MANAGER	MM:LEGAL SERVICES & CONTRACT MANAGEMENT
101	142265	271087	2025/03/13	OFFICE FOR YOU (PTY) LTD	R273,60	R41,04	R314,64	BK77 SUPERB BALL POINT PEN - RED X 24	OFFICE OF THE MUNICIPAL MANAGER	MM:LEGAL SERVICES & CONTRACT MANAGEMENT
	142265	271087	2025/03/13	OFFICE FOR YOU (PTY) LTD	R408,00	R61,20	R469,20	G2 0.7MM GEL PEN REFILL - RED X 24	OFFICE OF THE MUNICIPAL MANAGER	MM:LEGAL SERVICES & CONTRACT MANAGEMENT
	142265	271087	2025/03/13	OFFICE FOR YOU (PTY) LTD	R367,20	R55,08	R422,28	B4 ENVELOPES SELF SEAL - BOX OF 250 - WHITE X 1	OFFICE OF THE MUNICIPAL MANAGER	MM:LEGAL SERVICES & CONTRACT MANAGEMENT
102	142071	271088	2025/03/13	NOLADA 8 (PTY) LTD	R3 285,00	R492,75	R3 777,75	LG 42 LITRE NEO CHEF SOLO MICROWAVE X 1	INFRASTRUCTURE SERVICES	INFRA:CHIEF ENGINEER:INFRASTRUCTURE SERVICES
103	142559	271089	2025/03/13	NOLADA 8 (PTY) LTD	R6 360,00	R954,00	R7 314,00	PLANET 1.8M HEAVY DUTY PLASTIC FOLDING TABLE (FINISH COLOUR - WHITE, ) X 12	COMMUNITY SERVICES	COMM:PARKS AND OPEN SPACES

	142640	270908	2025/03/03	KFC ENGINEERING & INDUSTRIAL SUPPLIES	R13 500,00	R2 025,00	R15 525,00	LAYFLAT 50MM P/M WITH INNER LINING AND 5 BAR WATER PRESSURE X 300M	COMMUNITY SERVICES	COMM:SPORTSFIELDS
104	142638	271090	2025/03/14	LEIBRANDT TRAINING ACADEMY CC	R8 250,00	R1 237,50	R9 487,50	DIGGER LOADER-RENEWAL OF LICENSING(REFRESHER) U/S 262727 X 11	CORPORATE SERVICES	CORP:HUMAN RESOURCES MANAGEMENT
	142638	271090	2025/03/14	LEIBRANDT TRAINING ACADEMY CC	R2 250,00	R337,50	R2 587,50	ROLLER-RENEWAL OF LICENSING (REFRESHER) U/S 262805 X 3	CORPORATE SERVICES	CORP:HUMAN RESOURCES MANAGEMENT
105	142976	271096	2025/03/14	GILBERT'S CATERING	R5 600,00	R0,00	R5 600,00	ASSORTED PLATTERS	PLANNING AND DEVELOPMENT	P&D:DIRECTOR:PLANNING & DEVELOPMENT
	142976	271096	2025/03/14	GILBERT'S CATERING	R1 460,00	R0,00	R1 460,00	85 ASSORTED 440ML SOFT DRINKS & DELIVERY X 85	PLANNING AND DEVELOPMENT	P&D:DIRECTOR:PLANNING & DEVELOPMENT
106	143040	271107	2025/03/14	HERMANUS OFFICE NATIONAL	R363,85	R54,57	R418,42	PEN RB UNI CLICK GEL XSGR7 BLK X 24	INFRASTRUCTURE SERVICES	INFRA:PRINCIPAL ENGINEER:PROJECT MANAGEMENT
	143040	271107	2025/03/14	HERMANUS OFFICE NATIONAL	R144,60	R21,69	R166,29	STAPLER HSTRIP ON METAL X 2	INFRASTRUCTURE SERVICES	INFRA:PRINCIPAL ENGINEER:PROJECT MANAGEMENT
	143040	271107	2025/03/14	HERMANUS OFFICE NATIONAL	R30,42	R4,56	R34,98	MARKER WBRD LUXOR 650 BULLET BLK X 3	INFRASTRUCTURE SERVICES	INFRA:PRINCIPAL ENGINEER:PROJECT MANAGEMENT
	143040	271107	2025/03/14	HERMANUS OFFICE NATIONAL	R208,41	R31,26	R239,67	BIND COVER GBC A4 PVC TRANS 150MIC100B X 1	INFRASTRUCTURE SERVICES	INFRA:PRINCIPAL ENGINEER:PROJECT MANAGEMENT
	143040	271107	2025/03/14	HERMANUS OFFICE NATIONAL	R292,31	R43,84	R336,15	COVER BIND FELLOWES LEATHERBRD 100PK WH X 1	INFRASTRUCTURE SERVICES	INFRA:PRINCIPAL ENGINEER:PROJECT MANAGEMENT
	143040	271107	2025/03/14	HERMANUS OFFICE NATIONAL	R292,26	R43,83	R336,09	COVER BIND FELLOWES LEATHERBRD 100PKBLK X 1	INFRASTRUCTURE SERVICES	INFRA:PRINCIPAL ENGINEER:PROJECT MANAGEMENT
107	142921	271108	2025/03/14	NOLADA 8 (PTY) LTD	R16 600,00	R2 490,00	R19 090,00	HEAVY DUTY PLATE COMPACTO 9HP X 1	INFRASTRUCTURE SERVICES	INFRA:CHIEF ENGINEER:INFRASTRUCTURE SERVICES
108	143068	271109	2025/03/14	HERMANUS HARDWARE	R217,40	R32,60	R250,00	HACKSAW BLADE 18 TP X 10	INFRASTRUCTURE SERVICES	INFRA:ELECTRICAL:HM&KM
	143068	271109	2025/03/14	HERMANUS HARDWARE	R16,53	R2,47	R19,00	CARPET KNIFE BLADE (5) X 1	INFRASTRUCTURE SERVICES	INFRA:ELECTRICAL:HM&KM
	143068	271109	2025/03/14	HERMANUS HARDWARE	R69,57	R10,43	R80,00	SL 4X0.8MM SCREWDRIVER X 1	INFRASTRUCTURE SERVICES	INFRA:ELECTRICAL:HM&KM
	143068	271109	2025/03/14	HERMANUS HARDWARE	R80,87	R12,13	R93,00	SL 5.5X1.0MM SCREWDRIVER X 1	INFRASTRUCTURE SERVICES	INFRA:ELECTRICAL:HM&KM
	143068	271109	2025/03/14	HERMANUS HARDWARE	R63,48	R9,52	R73,00	PH1 SCREWDRIVER X 1	INFRASTRUCTURE SERVICES	INFRA:ELECTRICAL:HM&KM
	143068	271109	2025/03/14	HERMANUS HARDWARE	R31,31	R4,69	R36,00	OMEGA PH 2X100MM SCREWDRIVER X 1	INFRASTRUCTURE SERVICES	INFRA:ELECTRICAL:HM&KM
109	143067	271110	2025/03/14	ACDC EXPRESS HERMANUS	R169,60	R25,44	R195,04	MOTOR RUN CAPICITOR 440VAC X 1	INFRASTRUCTURE SERVICES	INFRA:ELECTRICAL:HM&KM
110	143074	271111	2025/03/14	KAAP AGRI AGRIMARK LIQUORMARK PAKMARK AGRIOLOG	R626,08	R93,91	R719,99	STINGRAY S/COVER FRNT PLAIN BLACK X 1	INFRASTRUCTURE SERVICES	INFRA:ELECTRICAL:HM&KM
	143074	271111	2025/03/14	KAAP AGRI AGRIMARK LIQUORMARK PAKMARK AGRIOLOG	R587,82	R88,17	R675,99	STINGRAY 4PC DEEP TROUGH MATSET BLACK X 1	INFRASTRUCTURE SERVICES	INFRA:ELECTRICAL:HM&KM
	142201	271112	2025/03/14	HERMANUS EXTINGUISHER SERVICES	R640,00	R96,00	R736,00	SERVICE FIRE EXTINGUISHERS STANFORD: 8X3KG DCP X 8	INFRASTRUCTURE SERVICES	INFRA:ROADS:GANSBAAI & STANFORD

	142640	270908	2025/03/03	KFC ENGINEERING & INDUSTRIAL SUPPLIES	R13 500,00	R2 025,00	R15 525,00	LAYFLAT 50MM P/M WITH INNER LINING AND 5 BAR WATER PRESSURE X 300M	COMMUNITY SERVICES	COMM:SPORTSFIELDS
111	142201	271112	2025/03/14	HERMANUS EXTINGUISHER SERVICES	R2 000,00	R300,00	R2 300,00	SERVICE FIRE EXTINGUISHERS STANFORD: 25X9KG DCP X 25	INFRASTRUCTURE SERVICES	INFRA:ROADS:GANSBAAI & STANFORD
	142201	271112	2025/03/14	HERMANUS EXTINGUISHER SERVICES	R240,00	R36,00	R276,00	SERVICE FIRE EXTINGUISHERS GANSBAAI: 3X2,5KG DCP X 3	INFRASTRUCTURE SERVICES	INFRA:ROADS:GANSBAAI & STANFORD
	142201	271112	2025/03/14	HERMANUS EXTINGUISHER SERVICES	R160,00	R24,00	R184,00	SERVICE FIRE EXTINGUISHERS GANSBAAI: 2X1,5KG DCP X 2	INFRASTRUCTURE SERVICES	INFRA:ROADS:GANSBAAI & STANFORD
112	141501	271113	2025/03/14	DERELIZE PRINTING	R3 325,00	R0,00	R3 325,00	GOLF SHIRT (BRANDED) ACCORDING TO SPECS BELOW X 20	PLANNING AND DEVELOPMENT	P&D:DIRECTOR:PLANNING & DEVELOPMENT
	141501	271113	2025/03/14	DERELIZE PRINTING	R11 100,00	R0,00	R11 100,00	CRICKET HAT - NAVY X 80	PLANNING AND DEVELOPMENT	P&D:DIRECTOR:PLANNING & DEVELOPMENT
113	143070	271114	2025/03/17	METWIN PROJECTS (PTY) LTD	R2 000,00	R0,00	R2 000,00	INSTALL HANDRAIL AT ONRUS BEACH X 1	COMMUNITY SERVICES	COMM:BEACHES
114	142714	271115	2025/03/17	GENESIS K9 GROUP (PTY) LTD	R25 900,00	R3 885,00	R29 785,00	PSEUDO TR-A-PSEUDO TRAINING AID - EXPLOSIVES X 1	MUNICIPAL PUBLIC SAFETY	MPS:LAW ENFORCEMENT SERVICES
115	142848	271116	2025/03/17	OFFICETECH	R9 440,00	R1 416,00	R10 856,00	VISITORS ARM CHAIR - BLUE & BLACK X 4	MUNICIPAL PUBLIC SAFETY	MPS:LAW ENFORCEMENT SERVICES
	142848	271116	2025/03/17	OFFICETECH	R15 915,00	R2 387,25	R18 302,25	MESH BACK FABRIC CHAIR - CONTRACT BLACK X 5	MUNICIPAL PUBLIC SAFETY	MPS:LAW ENFORCEMENT SERVICES
116	142654	271117	2025/03/17	GILBERT'S CATERING	R5 520,00	R0,00	R5 520,00	CATERING SERVICE FOR THUSONG OUTREACH 18 MARCH 2025 FOR 40 PEOPLE	PLANNING AND DEVELOPMENT	P&D:SOCIO-ECONOMIC PROGRAMME
117	142676	271118	2025/03/17	NOLADA 8 (PTY) LTD	R2 225,00	R333,75	R2 558,75	95L BAR FRIDGE - WHITE X 1	COMMUNITY SERVICES	COMM:PARKS AND OPEN SPACES
	142676	271118	2025/03/17	NOLADA 8 (PTY) LTD	R870,00	R130,50	R1 000,50	20L MANUAL MICROWAVE MIRROR DOOR X 1	COMMUNITY SERVICES	COMM:PARKS AND OPEN SPACES
118	142970	271129	2025/03/18	NOLADA 8 (PTY) LTD	R616,00	R92,40	R708,40	CORNICE STELLA XPS SMALL 80MM X 80MM PS X 4	COMMUNITY SERVICES	COMM:SPORTSFIELDS
	142970	271129	2025/03/18	NOLADA 8 (PTY) LTD	R2 610,00	R391,50	R3 001,50	RHINO BOARD 900 X 36.6M X 6.4MM STD X 10	COMMUNITY SERVICES	COMM:SPORTSFIELDS
	142970	271129	2025/03/18	NOLADA 8 (PTY) LTD	R319,20	R47,88	R367,08	COVER STRIP PINE SAP 8MM X 44MM X 3.6M X 6	COMMUNITY SERVICES	COMM:SPORTSFIELDS
	142970	271129	2025/03/18	NOLADA 8 (PTY) LTD	R504,00	R75,60	R579,60	DRYWALL SCR CRSE T3 3.9 X30MM Q700 X 2	COMMUNITY SERVICES	COMM:SPORTSFIELDS
	142970	271129	2025/03/18	NOLADA 8 (PTY) LTD	R1 220,00	R183,00	R1 403,00	WINGBOLT 4 LEVER LOCK N/S JAGUAR BLISTER X 5	COMMUNITY SERVICES	COMM:SPORTSFIELDS
119	142984	271130	2025/03/18	OFFICE FOR YOU (PTY) LTD	R10 840,00	R1 626,00	R12 466,00	PREMIUM COMB BINDER C340 QUICKSTEP O X 1	INFRASTRUCTURE SERVICES	INFRA:CHIEF ENGINEER:INFRASTRUCTURE SERVICES
120	143134	271131	2025/03/18	KLEINMOND BOUHANDEL	R72,70	R10,90	R83,60	BLADE (UTILITY KNIFE) X 4	INFRASTRUCTURE SERVICES	INFRA:ELECTRICAL:HM&KM
	143134	271131	2025/03/18	KLEINMOND BOUHANDEL	R99,83	R14,97	R114,80	MASKING TAPE 3M SCITCH 24MM X 40M X 4	INFRASTRUCTURE SERVICES	INFRA:ELECTRICAL:HM&KM
	143134	271131	2025/03/18	KLEINMOND BOUHANDEL	R59,48	R8,92	R68,40	PAINT SCRAPER HAMILTONS 75MM X 2	INFRASTRUCTURE SERVICES	INFRA:ELECTRICAL:HM&KM
	143134	271131	2025/03/18	KLEINMOND BOUHANDEL	R86,09	R12,91	R99,00	PAINT SCRAPER HAMILTONS 50MM X 2	INFRASTRUCTURE SERVICES	INFRA:ELECTRICAL:HM&KM
	143134	271131	2025/03/18	KLEINMOND BOUHANDEL	R52,61	R7,89	R60,50	PAINT SCRAPER HAMILTONS 100MM X 1	INFRASTRUCTURE SERVICES	INFRA:ELECTRICAL:HM&KM
	143134	271131	2025/03/18	KLEINMOND BOUHANDEL	R57,74	R8,66	R66,40	SANDING PAPER FLOR 300MMX 1M 60G X 2	INFRASTRUCTURE SERVICES	INFRA:ELECTRICAL:HM&KM
	143134	271131	2025/03/18	KLEINMOND BOUHANDEL	R41,40	R6,20	R47,60	PAINT SCRAPER HAMILTONS 38 MM X 1	INFRASTRUCTURE SERVICES	INFRA:ELECTRICAL:HM&KM

	142640	270908	2025/03/03	KFC ENGINEERING & INDUSTRIAL SUPPLIES	R13 500,00	R2 025,00	R15 525,00	LAYFLAT 50MM P/M WITH INNER LINING AND 5 BAR WATER PRESSURE X 300M	COMMUNITY SERVICES	COMM:SPORTSFIELDS
121	143116	271132	2025/03/18	ERIC BOOKER PROMOTIONS (PTY) LTD	R626,09	R93,91	R720,00	STREET NAME PLATES 750 X 80MM (GEEL AGTERGROND, SWART LETTERS X 9	INFRASTRUCTURE SERVICES	INFRA:ROADS:HERMANUS
	143116	271132	2025/03/18	ERIC BOOKER PROMOTIONS (PTY) LTD	R626,09	R93,91	R720,00	STREET NAME PLATES 750 X 80MM GROEN AGTERGROND, SWART LETTERS X 9	INFRASTRUCTURE SERVICES	INFRA:ROADS:HERMANUS
	143116	271132	2025/03/18	ERIC BOOKER PROMOTIONS (PTY) LTD	R217,40	R32,60	R250,00	DELIVERY X 1	INFRASTRUCTURE SERVICES	INFRA:ROADS:HERMANUS
122	143096	271133	2025/03/18	BARGAIN BOOKS	R1 256,53	R188,47	R1 445,00	RAAISELKIND ANNELIE BOTES 9780624084983 X 5	COMMUNITY SERVICES	COMM:LIBRARY SERVICES
123	142925	271154	2025/03/20	THE AFRICAN GYPSY (PTY) LTD	R26 200,00	R0,00	R26 200,00	TRANSPORTATION OF 70 PEOPLE X 1	PLANNING AND DEVELOPMENT	P&D:ENVIRONMENTAL MANAGEMENT & CONSERVATION
124	143137	271155	2025/03/20	GANSBAAI BUILD IT (PTY) LTD	R139,13	R20,86	R159,99	1L WALL AND CEILING PASTEL BASE PAINT X 1	COMMUNITY SERVICES	COMM:LIBRARY SERVICES
	143137	271155	2025/03/20	GANSBAAI BUILD IT (PTY) LTD	R347,82	R52,11	R399,93	WOODCOC WHITE MATT 1L PAINT X 1	COMMUNITY SERVICES	COMM:LIBRARY SERVICES
	143137	271155	2025/03/20	GANSBAAI BUILD IT (PTY) LTD	R234,78	R35,21	R269,99	WOODCOC MARINE GLOSS 1L X 1	COMMUNITY SERVICES	COMM:LIBRARY SERVICES
	143137	271155	2025/03/20	GANSBAAI BUILD IT (PTY) LTD	R21,74	R3,25	R24,99	100 GRID SANDPAPER X 1	COMMUNITY SERVICES	COMM:LIBRARY SERVICES
125	143142	271156	2025/03/20	GILBERT'S CATERING	R580,00	R0,00	R580,00	SAVOURY PLATTER AND JUICE X 1	CORPORATE SERVICES	CORP:HUMAN RESOURCES MANAGEMENT
	143142	271156	2025/03/20	GILBERT'S CATERING	R100,00	R0,00	R100,00	DELIVERY X 1	CORPORATE SERVICES	CORP:HUMAN RESOURCES MANAGEMENT
126	143155	271157	2025/03/20	XL GLENWOOD TRAVEL AGENCY (PTY) LTD	R5 563,63	R834,54	R6 398,17	ACCOMODATION: UNEP WORKSHOP 24 TO 27 MARCH X 4	PLANNING AND DEVELOPMENT	P&D:DIRECTOR:PLANNING & DEVELOPMENT
127	142776	271158	2025/03/20	CORE CATERING HERMANUS	R235,98	R35,40	R271,38	STAINLESS STEEL TEA SPOONS X 30	PLANNING AND DEVELOPMENT	P&D:SOCIO-ECONOMIC PROGRAMME
	142776	271158	2025/03/20	CORE CATERING HERMANUS	R387,45	R58,12	R445,57	STAINLESS STEEL TABLE SPOON X 30	PLANNING AND DEVELOPMENT	P&D:SOCIO-ECONOMIC PROGRAMME
	142776	271158	2025/03/20	CORE CATERING HERMANUS	R320,22	R48,03	R368,25	STAINLESS STEEL DINNER FORK X 30	PLANNING AND DEVELOPMENT	P&D:SOCIO-ECONOMIC PROGRAMME
	142776	271158	2025/03/20	CORE CATERING HERMANUS	R311,85	R46,78	R358,63	CONSOL WILLY TUMBLER 6 PACK X 5	PLANNING AND DEVELOPMENT	P&D:SOCIO-ECONOMIC PROGRAMME
	142776	271158	2025/03/20	CORE CATERING HERMANUS	R743,22	R111,48	R854,70	3 PIECE STURDY RECTANGLE WOODEN TRAY SET TRAY X 2	PLANNING AND DEVELOPMENT	P&D:SOCIO-ECONOMIC PROGRAMME
	142776	271158	2025/03/20	CORE CATERING HERMANUS	R218,61	R32,79	R251,40	5 PIECE KNIFE SET ON CHOPPING BOARD X 1	PLANNING AND DEVELOPMENT	P&D:SOCIO-ECONOMIC PROGRAMME
128	143209	271159	2025/03/20	KAAP AGRI AGRIMARK LIQUORMARK PAKMARK AGRIOLOG	R1 478,27	R221,73	R1 700,00	STEEL TRUNK 900 X 525 X 390MM X 1	MUNICIPAL PUBLIC SAFETY	MPS:LAW ENFORCEMENT SERVICES
	143209	271159	2025/03/20	KAAP AGRI AGRIMARK LIQUORMARK PAKMARK AGRIOLOG	R226,09	R33,91	R260,00	MASTERLOCK PADLOCK BRASS 30MM 2 PACK X 1	MUNICIPAL PUBLIC SAFETY	MPS:LAW ENFORCEMENT SERVICES
	142982	271168	2025/03/24	HERMANUS OFFICE NATIONAL	R391,52	R58,73	R450,25	TRAY LETTERBANTEX VISION 3SET BLACK X 1	FINANCIAL SERVICES	FIN:EXPENDITURE, FLEET & ASSET MANAGEMENT
	142982	271168	2025/03/24	HERMANUS OFFICE NATIONAL	R24,90	R3,74	R28,64	HIGHLIGHTER CHISEL LUXOR PINK X 3	FINANCIAL SERVICES	FIN:EXPENDITURE, FLEET & ASSET MANAGEMENT
	142982	271168	2025/03/24	HERMANUS OFFICE NATIONAL	R24,90	R3,74	R28,64	HIGHLIGHTER CHISEL LUXOR BLUE X 3	FINANCIAL SERVICES	FIN:EXPENDITURE, FLEET & ASSET MANAGEMENT
	142982	271168	2025/03/24	HERMANUS OFFICE NATIONAL	R24,90	R3,74	R28,64	HIGHLIGHTER CHISEL LUXOR VIOLET X 3	FINANCIAL SERVICES	FIN:EXPENDITURE, FLEET & ASSET MANAGEMENT
	142982	271168	2025/03/24	HERMANUS OFFICE NATIONAL	R6,44	R0,97	R7,41	RULER NEXX SHATTERPROOF 30 CM ASS X 2	FINANCIAL SERVICES	FIN:EXPENDITURE, FLEET & ASSET MANAGEMENT

	142640	270908	2025/03/03	KFC ENGINEERING & INDUSTRIAL SUPPLIES	R13 500,00	R2 025,00	R15 525,00	LAYFLAT 50MM P/M WITH INNER LINING AND 5 BAR WATER PRESSURE X 300M	COMMUNITY SERVICES	COMM:SPORTSFIELDS
129	142982	271168	2025/03/24	HERMANUS OFFICE NATIONAL	R105,95	R15,89	R121,84	PEN REFILL PILOT BLG27 GELRB0.7MM FINE BLUE X 5	FINANCIAL SERVICES	FIN:EXPENDITURE, FLEET & ASSET MANAGEMENT
	142982	271168	2025/03/24	HERMANUS OFFICE NATIONAL	R105,95	R15,89	R121,84	PEN REFILL PILOT BLSG27GELRB0.7MM FINE BLACK X 5	FINANCIAL SERVICES	FIN:EXPENDITURE, FLEET & ASSET MANAGEMENT
	142982	271168	2025/03/24	HERMANUS OFFICE NATIONAL	R26,70	R4,01	R30,71	FINGER CONES NO 00 X 10	FINANCIAL SERVICES	FIN:EXPENDITURE, FLEET & ASSET MANAGEMENT
	142982	271168	2025/03/24	HERMANUS OFFICE NATIONAL	R404,90	R60,74	R465,64	CORRECTION TAPE PENTEL 5MMX5M X 10	FINANCIAL SERVICES	FIN:EXPENDITURE, FLEET & ASSET MANAGEMENT
	142982	271168	2025/03/24	HERMANUS OFFICE NATIONAL	R344,00	R51,60	R395,60	TAPE SCOTCH 3M MAGIC 810 19MMX33M X 5	FINANCIAL SERVICES	FIN:EXPENDITURE, FLEET & ASSET MANAGEMENT
	142982	271168	2025/03/24	HERMANUS OFFICE NATIONAL	R206,16	R30,93	R237,09	GLUE STICK AMOS 40G X 10	FINANCIAL SERVICES	FIN:EXPENDITURE, FLEET & ASSET MANAGEMENT
130	142816	271169	2025/03/24	HERMANUS OFFICE NATIONAL	R194,96	R29,24	R224,20	REPLACE TEXT ON COMMISSIONER OF OATHS STAMP X 1	OFFICE OF THE MUNICIPAL MANAGER	MM:LEGAL SERVICES & CONTRACT MANAGEMENT
131	142932	271170	2025/03/24	OVERBERG AGRI BEDRYWE (PTY) LTD	R23 478,30	R3 521,75	R27 000,05	DOOR F&L OB HARDWOOD X 10	COMMUNITY SERVICES	COMM:FACILITIES & HALLS
	142932	271170	2025/03/24	OVERBERG AGRI BEDRYWE (PTY) LTD	R1 721,73	R258,26	R1 979,99	3 LEVER LOCKSET X 10	COMMUNITY SERVICES	COMM:FACILITIES & HALLS
132	143166	271173	2025/03/24	ANTON'S CONCRETE AND STEEL (PTY) LTD	R1 140,00	R0,00	R1 140,00	VIB POLES L2.3M X 4	COMMUNITY SERVICES	COMM:SPORTSFIELDS
133	142839	271174	2025/03/24	NOLADA 8 (PTY) LTD	R18 300,00	R2 745,00	R21 045,00	12G CO2 GAS CANISTERS BALLISTIC BRAND X 3000	PLANNING AND DEVELOPMENT	P&D:ENVIRONMENTAL MANAGEMENT & CONSERVATION
134	142934	271175	2025/03/24	NOLADA 8 (PTY) LTD	R21 600,00	R3 240,00	R24 840,00	PICNIC TABLES:C3, 4-6 SEATER 1.4M CLASSIC PICNIC TABLE IN BROWN OVERSTRAND SPEC.DELIVERY KLEINMOND X 4	COMMUNITY SERVICES	COMM:SLIPWAYS
135	143024	271176	2025/03/24	H2O INTERNATIONAL SEA POINT (HERMANUS)	R347,83	R52,17	R400,00	18.9 LT WATER BOTTLE REFILABLE X 4	PLANNING AND DEVELOPMENT	P&D:BUILDING CONTROL
136	143011	271178	2025/03/24	HERMANUS MOWER CENTRE	R1 330,44	R199,56	R1 530,00	SAW BLADE (4114) X 1	COMMUNITY SERVICES	COMM:PARKS AND OPEN SPACES
137	143060	271180	2025/03/24	VEES CLEANING SOLUTIONS (PTY) LTD	R1 900,00	R0,00	R1 900,00	MAINTANINCE OF SIDEWALK IN FRANSKRAAL & GANSBAAI X 1	COMMUNITY SERVICES	COMM:PARKS AND OPEN SPACES
138	143032	271182	2025/03/24	OFFICE FOR YOU (PTY) LTD	R113,60	R17,04	R130,64	A5 REGEN DIARY 2025 X 2	OFFICE OF THE MUNICIPAL MANAGER	MM:STRATEGIC SUPPORT SERVICES
	143032	271182	2025/03/24	OFFICE FOR YOU (PTY) LTD	R191,60	R28,74	R220,34	A4 REGEN DIARY 2025 X 2	OFFICE OF THE MUNICIPAL MANAGER	MM:STRATEGIC SUPPORT SERVICES
	143032	271182	2025/03/24	OFFICE FOR YOU (PTY) LTD	R28,00	R4,20	R32,20	COLLOSSO PERM MARKER X 5	OFFICE OF THE MUNICIPAL MANAGER	MM:STRATEGIC SUPPORT SERVICES
	143032	271182	2025/03/24	OFFICE FOR YOU (PTY) LTD	R55,00	R8,25	R63,25	A4 PP DIVIDERS 10 TAB X 5	OFFICE OF THE MUNICIPAL MANAGER	MM:STRATEGIC SUPPORT SERVICES
	143032	271182	2025/03/24	OFFICE FOR YOU (PTY) LTD	R64,00	R9,60	R73,60	A4 DIVIDERS 1-12 COLOR X 5	OFFICE OF THE MUNICIPAL MANAGER	MM:STRATEGIC SUPPORT SERVICES
	143032	271182	2025/03/24	OFFICE FOR YOU (PTY) LTD	R60,00	R9,00	R69,00	BOX 33 MM LARGE SILVER CLIPS X 10	OFFICE OF THE MUNICIPAL MANAGER	MM:STRATEGIC SUPPORT SERVICES

	142640	270908	2025/03/03	KFC ENGINEERING & INDUSTRIAL SUPPLIES	R13 500,00	R2 025,00	R15 525,00	LAYFLAT 50MM P/M WITH INNER LINING AND 5 BAR WATER PRESSURE X 300M	COMMUNITY SERVICES	COMM:SPORTSFIELDS
138	143032	271182	2025/03/24	OFFICE FOR YOU (PTY) LTD	R173,00	R25,95	R198,95	ZT35W CORRECTION TAPE ROLLER X 5	OFFICE OF THE MUNICIPAL MANAGER	MM:STRATEGIC SUPPORT SERVICES
	143032	271182	2025/03/24	OFFICE FOR YOU (PTY) LTD	R138,00	R20,70	R158,70	GENMES H/DUTY DESK TAPE DISPENSER X 2	OFFICE OF THE MUNICIPAL MANAGER	MM:STRATEGIC SUPPORT SERVICES
	143032	271182	2025/03/24	OFFICE FOR YOU (PTY) LTD	R195,00	R29,25	R224,25	SELLOTAPE CLEAR 18X50 X 3	OFFICE OF THE MUNICIPAL MANAGER	MM:STRATEGIC SUPPORT SERVICES
	143032	271182	2025/03/24	OFFICE FOR YOU (PTY) LTD	R160,00	R24,00	R184,00	PENTELBK101 BLK SUPERB MED X 10	OFFICE OF THE MUNICIPAL MANAGER	MM:STRATEGIC SUPPORT SERVICES
	143032	271182	2025/03/24	OFFICE FOR YOU (PTY) LTD	R250,00	R37,50	R287,50	LEO C4 WHITE SELF SEAL X 1	OFFICE OF THE MUNICIPAL MANAGER	MM:STRATEGIC SUPPORT SERVICES
	143032	271182	2025/03/24	OFFICE FOR YOU (PTY) LTD	R50,00	R7,50	R57,50	MEEGO CARRY FOLDER X 10	OFFICE OF THE MUNICIPAL MANAGER	MM:STRATEGIC SUPPORT SERVICES
	142775	271186	2025/03/24	AIM AND FIRE (PTY) LTD	R6 803,78	R1 020,56	R7 824,34	SUPPLY ANTI TACTICAL STOCK FOR SHOTGUN X 2	MUNICIPAL PUBLIC SAFETY	MPS:LAW ENFORCEMENT SERVICES
139	142775	271186	2025/03/24	AIM AND FIRE (PTY) LTD	R1 512,30	R226,84	R1 739,14	FIT & INSTALL ANTI TACTICAL STOCK FOR SHOTGUN X 2	MUNICIPAL PUBLIC SAFETY	MPS:LAW ENFORCEMENT SERVICES
	142775	271186	2025/03/24	AIM AND FIRE (PTY) LTD	R1 043,48	R156,52	R1 200,00	FIT & INSTALL ATIS 12 GA TRIGGER LEVER X 1	MUNICIPAL PUBLIC SAFETY	MPS:LAW ENFORCEMENT SERVICES
	142814	271189	2025/03/24	HARIKISUN GENERAL DEALERS (PTY) LTD	R312,00	R0,00	R312,00	MULTI SURFACE CLEANER AND FURNITURE POLISH X 6	OFFICE OF THE MUNICIPAL MANAGER	MM:INTERNAL AUDIT
	142814	271189	2025/03/24	HARIKISUN GENERAL DEALERS (PTY) LTD	R225,00	R0,00	R225,00	AIR FRESHENER X 3	OFFICE OF THE MUNICIPAL MANAGER	MM:INTERNAL AUDIT
	142814	271189	2025/03/24	HARIKISUN GENERAL DEALERS (PTY) LTD	R225,00	R0,00	R225,00	AIR FRESHENER X 3	OFFICE OF THE MUNICIPAL MANAGER	MM:INTERNAL AUDIT
	142814	271189	2025/03/24	HARIKISUN GENERAL DEALERS (PTY) LTD	R195,66	R29,34	R225,00	AIR FRESHENER X 3	OFFICE OF THE MUNICIPAL MANAGER	MM:INTERNAL AUDIT
	142814	271189	2025/03/24	HARIKISUN GENERAL DEALERS (PTY) LTD	R313,05	R46,95	R360,00	CARPET DEODORISER X 6	OFFICE OF THE MUNICIPAL MANAGER	MM:INTERNAL AUDIT
	142814	271189	2025/03/24	HARIKISUN GENERAL DEALERS (PTY) LTD	R313,05	R46,95	R360,00	GLASS & SHINY SURFACE CLEANER X 6	OFFICE OF THE MUNICIPAL MANAGER	MM:INTERNAL AUDIT
	142814	271189	2025/03/24	HARIKISUN GENERAL DEALERS (PTY) LTD	R499,14	R74,86	R574,00	METHYLATED SPIRITS X 2	OFFICE OF THE MUNICIPAL MANAGER	MM:INTERNAL AUDIT
140	142814	271189	2025/03/24	HARIKISUN GENERAL DEALERS (PTY) LTD	R60,87	R9,13	R70,00	MICROFIBER CLOTHS X 1	OFFICE OF THE MUNICIPAL MANAGER	MM:INTERNAL AUDIT
	142814	271189	2025/03/24	HARIKISUN GENERAL DEALERS (PTY) LTD	R260,87	R39,13	R300,00	WINDOW SQUEEGEE X 1	OFFICE OF THE MUNICIPAL MANAGER	MM:INTERNAL AUDIT

	142640	270908	2025/03/03	KFC ENGINEERING & INDUSTRIAL SUPPLIES	R13 500,00	R2 025,00	R15 525,00	LAYFLAT 50MM P/M WITH INNER LINING AND 5 BAR WATER PRESSURE X 300M	COMMUNITY SERVICES	COMM:SPORTSFIELDS
	142814	271189	2025/03/24	HARIKISUN GENERAL DEALERS (PTY) LTD	R573,92	R86,08	R660,00	ALL-PURPOSE CLEANER X 6	OFFICE OF THE MUNICIPAL MANAGER	MM:INTERNAL AUDIT
	142814	271189	2025/03/24	HARIKISUN GENERAL DEALERS (PTY) LTD	R52,18	R7,82	R60,00	STANDARD MOP X 1	OFFICE OF THE MUNICIPAL MANAGER	MM:INTERNAL AUDIT
	142814	271189	2025/03/24	HARIKISUN GENERAL DEALERS (PTY) LTD	R688,70	R103,30	R792,00	FLOOR CLEANER CONCENTRATED DISINFECTANT X 6	OFFICE OF THE MUNICIPAL MANAGER	MM:INTERNAL AUDIT
	142814	271189	2025/03/24	HARIKISUN GENERAL DEALERS (PTY) LTD	R140,00	R21,00	R161,00	FEATHER DUSTER X 1	OFFICE OF THE MUNICIPAL MANAGER	MM:INTERNAL AUDIT
	142814	271189	2025/03/24	HARIKISUN GENERAL DEALERS (PTY) LTD	R151,31	R22,69	R174,00	SUNLIGHT BRICK SOAP X 6	OFFICE OF THE MUNICIPAL MANAGER	MM:INTERNAL AUDIT
	142641	271190	2025/03/24	OFFICE FOR YOU (PTY) LTD	R54,00	R8,10	R62,10	100G PRESTIK X 3	PLANNING AND DEVELOPMENT	P&D:TOWN PLANNING & SPATIAL PLANNING
	142641	271190	2025/03/24	OFFICE FOR YOU (PTY) LTD	R62,00	R9,30	R71,30	WHITE STICKER/LABELS FOR BACK OF LEVE X 2	PLANNING AND DEVELOPMENT	P&D:TOWN PLANNING & SPATIAL PLANNING
	142641	271190	2025/03/24	OFFICE FOR YOU (PTY) LTD	R66,80	R10,02	R76,82	CALCULATOR X 1	PLANNING AND DEVELOPMENT	P&D:TOWN PLANNING & SPATIAL PLANNING
	142641	271190	2025/03/24	OFFICE FOR YOU (PTY) LTD	R26,00	R3,90	R29,90	SCISSORS X 2	PLANNING AND DEVELOPMENT	P&D:TOWN PLANNING & SPATIAL PLANNING
	142641	271190	2025/03/24	OFFICE FOR YOU (PTY) LTD	R432,00	R64,80	R496,80	BPS BALLPOINT PEN BLACK X 36	PLANNING AND DEVELOPMENT	P&D:TOWN PLANNING & SPATIAL PLANNING
	142641	271190	2025/03/24	OFFICE FOR YOU (PTY) LTD	R142,00	R21,30	R163,30	A4 EXAM PADS X 10	PLANNING AND DEVELOPMENT	P&D:TOWN PLANNING & SPATIAL PLANNING
	142641	271190	2025/03/24	OFFICE FOR YOU (PTY) LTD	R60,00	R9,00	R69,00	YELLOW POST ITS 73MMX73MM X 10	PLANNING AND DEVELOPMENT	P&D:TOWN PLANNING & SPATIAL PLANNING
141	142641	271190	2025/03/24	OFFICE FOR YOU (PTY) LTD	R630,00	R94,50	R724,50	PLASTIC FILE FASTNERS (10 PACK) X 5	PLANNING AND DEVELOPMENT	P&D:TOWN PLANNING & SPATIAL PLANNING
	142641	271190	2025/03/24	OFFICE FOR YOU (PTY) LTD	R30,00	R4,50	R34,50	BOXES RUBBER BANDS X 2	PLANNING AND DEVELOPMENT	P&D:TOWN PLANNING & SPATIAL PLANNING
	142641	271190	2025/03/24	OFFICE FOR YOU (PTY) LTD	R65,00	R9,75	R74,75	26/6 STAPLES REXEL X 5	PLANNING AND DEVELOPMENT	P&D:TOWN PLANNING & SPATIAL PLANNING
	142641	271190	2025/03/24	OFFICE FOR YOU (PTY) LTD	R4,40	R0,66	R5,06	SHATTERPROOF RULERS X 2	PLANNING AND DEVELOPMENT	P&D:TOWN PLANNING & SPATIAL PLANNING
	142641	271190	2025/03/24	OFFICE FOR YOU (PTY) LTD	R25,00	R3,75	R28,75	CLEAR TAPE 18MM X 50M X 5	PLANNING AND DEVELOPMENT	P&D:TOWN PLANNING & SPATIAL PLANNING
	142641	271190	2025/03/24	OFFICE FOR YOU (PTY) LTD	R66,00	R9,90	R75,90	HB PENCILS X 30	PLANNING AND DEVELOPMENT	P&D:TOWN PLANNING & SPATIAL PLANNING
	142641	271190	2025/03/24	OFFICE FOR YOU (PTY) LTD	R36,00	R5,40	R41,40	100 PACK A4 FILING POCKETS X 1	PLANNING AND DEVELOPMENT	P&D:TOWN PLANNING & SPATIAL PLANNING
142	142011	271191	2025/03/24	FORTUIN AE	R21 560,00	R0,00	R21 560,00	SUPPLY AND INSTALL EMERGENCY EXIT DOOR PUSH BAR AND SYSTEM X 1	COMMUNITY SERVICES	COMM:LIBRARY SERVICES
143	142960	271192	2025/03/24	OVERBERG AGRI BEDRYWE (PTY) LTD	R12 744,00	R1 911,60	R14 655,60	HIGH DENSITY NUTEC BOARD 12MMX1.2MX3.0M X 12	COMMUNITY SERVICES	COMM:FACILITIES & HALLS
	143091	271193	2025/03/25	HERMANUS MOWER CENTRE	R65,22	R9,78	R75,00	SPARK PLUG BOSCH WSR 6 F X 1	COMMUNITY SERVICES	COMM:PARKS AND OPEN SPACES
	143091	271193	2025/03/25	HERMANUS MOWER CENTRE	R34,79	R5,21	R40,00	AIRFILTER FS 85 (NEW) X 1	COMMUNITY SERVICES	COMM:PARKS AND OPEN SPACES

	142640	270908	2025/03/03	KFC ENGINEERING & INDUSTRIAL SUPPLIES	R13 500,00	R2 025,00	R15 525,00	LAYFLAT 50MM P/M WITH INNER LINING AND 5 BAR WATER PRESSURE X 300M	COMMUNITY SERVICES	COMM:SPORTSFIELDS
144	143091	271193	2025/03/25	HERMANUS MOWER CENTRE	R17,40	R2,60	R20,00	AIRFILTER PRE-FILTER FS 85 (NEW) X 1	COMMUNITY SERVICES	COMM:PARKS AND OPEN SPACES
	143091	271193	2025/03/25	HERMANUS MOWER CENTRE	R82,61	R12,39	R95,00	MUFFER GASKET FS85 X 1	COMMUNITY SERVICES	COMM:PARKS AND OPEN SPACES
	143091	271193	2025/03/25	HERMANUS MOWER CENTRE	R39,14	R5,86	R45,00	MUFFER CLEAN X 1	COMMUNITY SERVICES	COMM:PARKS AND OPEN SPACES
	143091	271193	2025/03/25	HERMANUS MOWER CENTRE	R73,92	R11,08	R85,00	SUNDRIES (MISC. ITEMS & CLEANING MATERIAL) X 1	COMMUNITY SERVICES	COMM:PARKS AND OPEN SPACES
	143091	271193	2025/03/25	HERMANUS MOWER CENTRE	R389,57	R58,43	R448,00	LABOUR (R560 P/HOUR) X 0.80	COMMUNITY SERVICES	COMM:PARKS AND OPEN SPACES
145	143102	271194	2025/03/25	AIM AND FIRE (PTY) LTD	R570,45	R85,56	R656,01	PEPPER SPRAY X 4	COMMUNITY SERVICES	COMM:RESORTS:KLEINMOND & PALMIET
	143102	271194	2025/03/25	AIM AND FIRE (PTY) LTD	R391,29	R58,69	R449,98	BATTENS THE POLICE LOK ALIKE X 3	COMMUNITY SERVICES	COMM:RESORTS:KLEINMOND & PALMIET
146	143029	271203	2025/03/25	MEMOTEK TRADING CC	R21 725,00	R3 258,75	R24 983,75	ROAD MARKING COLD SPRAY PETROL ENGINE X 1	INFRASTRUCTURE SERVICES	INFRA:CHIEF ENGINEER:INFRASTRUCTURE SERVICES
147	143055	271205	2025/03/25	HARIKISUN GENERAL DEALERS (PTY) LTD	R5 592,00	R0,00	R5 592,00	20L KNAPSACK X 8	COMMUNITY SERVICES	COMM:PARKS AND OPEN SPACES
	143055	271205	2025/03/25	HARIKISUN GENERAL DEALERS (PTY) LTD	R5 088,00	R0,00	R5 088,00	16L KNAPSACK X 8	COMMUNITY SERVICES	COMM:PARKS AND OPEN SPACES
	143055	271205	2025/03/25	HARIKISUN GENERAL DEALERS (PTY) LTD	R4 320,00	R0,00	R4 320,00	25KG BUILDERS LIME & DELIVERY X 30	COMMUNITY SERVICES	COMM:PARKS AND OPEN SPACES
148	143248	271208	2025/03/25	HERMANUS HARDWARE	R226,09	R33,91	R260,00	JAGUAR BRASS PADLOCK 32MM 4 PAK KEY ALIKE X 1	INFRASTRUCTURE SERVICES	INFRA:ELECTRICAL:HM&KM
149	143052	271209	2025/03/25	NOLADA 8 (PTY) LTD	R3 025,00	R453,75	R3 478,75	HANDHELD PETROL LEAF BLOWER X 1	COMMUNITY SERVICES	COMM:DIRECTOR:COMMUNITY SERVICES
150	142951	271210	2025/03/25	NOLADA 8 (PTY) LTD	R4 000,00	R600,00	R4 600,00	DEFY TOP FREEZER/FRIDGE METALIC X 1	COMMUNITY SERVICES	COMM:DIRECTOR:COMMUNITY SERVICES
	142951	271210	2025/03/25	NOLADA 8 (PTY) LTD	R850,00	R127,50	R977,50	DEFY MICROWAVE OVEN 20 LT WHITE X 1	COMMUNITY SERVICES	COMM:DIRECTOR:COMMUNITY SERVICES
	142951	271210	2025/03/25	NOLADA 8 (PTY) LTD	R400,00	R60,00	R460,00	KETTLE 1.7 LT X 1	COMMUNITY SERVICES	COMM:DIRECTOR:COMMUNITY SERVICES
151	142005	271211	2025/03/25	OVERBERG AGRI BEDRYWE (PTY) LTD	R779,14	R116,86	R896,00	TCM CORNICE EPS COVE 55X55X85 8M PACK X 8	COMMUNITY SERVICES	COMM:FACILITIES & HALLS
152	143215	271212	2025/03/25	KAAP AGRI AGRIMARK LIQUORMARK PAKMARK AGRIOLOG	R52,61	R7,89	R60,50	MALE CUOPLING 20MM X 1	COMMUNITY SERVICES	COMM:SPORTSFIELDS
	143215	271212	2025/03/25	KAAP AGRI AGRIMARK LIQUORMARK PAKMARK AGRIOLOG	R19,92	R2,98	R22,90	NYLON ADAPTOR FEMALE LONG 20MM X 1	COMMUNITY SERVICES	COMM:SPORTSFIELDS
	143215	271212	2025/03/25	KAAP AGRI AGRIMARK LIQUORMARK PAKMARK AGRIOLOG	R68,71	R10,30	R79,01	HOSE CLAMPS 14 X 32MM X 10	COMMUNITY SERVICES	COMM:SPORTSFIELDS
	143215	271212	2025/03/25	KAAP AGRI AGRIMARK LIQUORMARK PAKMARK AGRIOLOG	R55,58	R8,33	R63,91	FEMALE COUPLING 20MM X 1	COMMUNITY SERVICES	COMM:SPORTSFIELDS
153	143245	271213	2025/03/25	KAAP AGRI AGRIMARK LIQUORMARK PAKMARK AGRIOLOG	R271,28	R40,69	R311,97	RATCHET TIE DOWN 50MM 5000KG X 2	INFRASTRUCTURE SERVICES	INFRA:ELECTRICAL:HM&KM

	142640	270908	2025/03/03	KFC ENGINEERING & INDUSTRIAL SUPPLIES	R13 500,00	R2 025,00	R15 525,00	LAYFLAT 50MM P/M WITH INNER LINING AND 5 BAR WATER PRESSURE X 300M	COMMUNITY SERVICES	COMM:SPORTSFIELDS
	143245	271213	2025/03/25	KAAP AGRI AGRIMARK LIQUORMARK PAKMARK AGRIOLOG	R173,91	R26,08	R199,99	STRAP TIE DOWN 45M X 9M X 2	INFRASTRUCTURE SERVICES	INFRA:ELECTRICAL:HM&KM
154	141945	271214	2025/03/26	NOLADA 8 (PTY) LTD	R5 150,00	R772,50	R5 922,50	XPANDA ALUGLIDE SECURITY GATE CHARCOAL 1800 X 2150MM X 1	COMMUNITY SERVICES	COMM:FACILITIES & HALLS
155	143266	271215	2025/03/26	HARIKISUN GENERAL DEALERS (PTY) LTD	R520,00	R0,00	R520,00	I LOVE HERMANUS STICKERS (WITH THE RED HEART) X 52	PLANNING AND DEVELOPMENT	P&D:ENVIRONMENTAL MANAGEMENT & CONSERVATION
	143266	271215	2025/03/26	HARIKISUN GENERAL DEALERS (PTY) LTD	R100,00	R0,00	R100,00	DELIVERY X 1	PLANNING AND DEVELOPMENT	P&D:ENVIRONMENTAL MANAGEMENT & CONSERVATION
156	143196	271216	2025/03/26	MNRJ TRANSPORT (PTY) LTD	R6 200,00	R0,00	R6 200,00	TRANSPORT SERVICES FROM VARIOUS POINTS IN OVERSTRAND RETURN - 22 SEATER ON 28 MARCH 2025. X 1	PLANNING AND DEVELOPMENT	P&D:ENVIRONMENTAL MANAGEMENT & CONSERVATION
157	143239	271217	2025/03/26	HERMANUS OFFICE NATIONAL	R504,35	R75,65	R580,00	STAMP COLOP PRINTER 60 - 37 X 76MM X 1	PLANNING AND DEVELOPMENT	P&D:BUILDING CONTROL
	143239	271217	2025/03/26	HERMANUS OFFICE NATIONAL	R63,92	R9,58	R73,50	FOLDER SECRETARIAL MECO 180MIC (GREEN) 10 PAK X 2	PLANNING AND DEVELOPMENT	P&D:BUILDING CONTROL
	143239	271217	2025/03/26	HERMANUS OFFICE NATIONAL	R182,00	R27,30	R209,30	SHELVING SAPE 305MM SHELVES ONLY H/GREY X 1	PLANNING AND DEVELOPMENT	P&D:BUILDING CONTROL
158	142988	271218	2025/03/26	GANSBAAI BUILD IT (PTY) LTD	R2 173,83	R326,07	R2 499,90	PLANER 500W X 1	COMMUNITY SERVICES	COMM:FACILITIES & HALLS
159	143049	271219	2025/03/26	CARBON SENSE CC	R2 347,83	R352,17	R2 700,00	RND OPAL ES WHT ECONO X 20	COMMUNITY SERVICES	COMM:FACILITIES & HALLS
	143049	271219	2025/03/26	CARBON SENSE CC	R1 095,66	R164,34	R1 260,00	9W STIX DIM ES 6500K X 20	COMMUNITY SERVICES	COMM:FACILITIES & HALLS
	143049	271219	2025/03/26	CARBON SENSE CC	R163,48	R24,52	R188,00	6 GALLERY WHT PORC YORK" X 4	COMMUNITY SERVICES	COMM:FACILITIES & HALLS
	143049	271219	2025/03/26	CARBON SENSE CC	R154,79	R23,21	R178,00	6 OPAL GLASS SCREW" X 2	COMMUNITY SERVICES	COMM:FACILITIES & HALLS
	143049	271219	2025/03/26	CARBON SENSE CC	R608,70	R91,30	R700,00	300MM RND CEIL EXTRACTOR FAN [240MM CUT OUT] X 1	COMMUNITY SERVICES	COMM:FACILITIES & HALLS
	143049	271219	2025/03/26	CARBON SENSE CC	R2 027,83	R304,17	R2 332,00	EXH FAN CEIL BALL BEARING 250MM E250 [300MM CUT OUT] X 3	COMMUNITY SERVICES	COMM:FACILITIES & HALLS
160	143230	271220	2025/03/26	PROREDO BELEGGINGS (PTY) LTD	R667,80	R100,17	R767,97	LAMINATING POUCH A3 150MIC 100 X 3	COMMUNITY SERVICES	COMM:LIBRARY SERVICES
	143230	271220	2025/03/26	PROREDO BELEGGINGS (PTY) LTD	R916,48	R137,47	R1 053,95	LAMINATING POUCHES A4 150 MIC 100 X 8	COMMUNITY SERVICES	COMM:LIBRARY SERVICES
161	143242	271221	2025/03/26	KLEINMOND BOUHANDEL	R550,44	R82,56	R633,00	DURAM STONE CHIP BLACK 1LT X 6	INFRASTRUCTURE SERVICES	INFRA:ELECTRICAL:HM&KM
	143242	271221	2025/03/26	KLEINMOND BOUHANDEL	R173,74	R26,06	R199,80	ALCOLIN CONTRACTORS ACRYLIC 260ML X 6	INFRASTRUCTURE SERVICES	INFRA:ELECTRICAL:HM&KM
	143242	271221	2025/03/26	KLEINMOND BOUHANDEL	R70,18	R10,52	R80,70	BRUSH WIRE PLASTIC HANDLE CLASSIC X 1	INFRASTRUCTURE SERVICES	INFRA:ELECTRICAL:HM&KM
	142981	271222	2025/03/26	OFFICE FOR YOU (PTY) LTD	R8,00	R1,20	R9,20	PERM MARKER BLACK X 2	CORPORATE SERVICES	CORP:ADMINISTRATIVE SUPPORT SERVICES
	142981	271222	2025/03/26	OFFICE FOR YOU (PTY) LTD	R62,00	R9,30	R71,30	CORRECTION TAPE 5MM X 5M X 2	CORPORATE SERVICES	CORP:ADMINISTRATIVE SUPPORT SERVICES
	142981	271222	2025/03/26	OFFICE FOR YOU (PTY) LTD	R252,00	R37,80	R289,80	1 BOX OF 12 SUPER GRIP BALL POINT PEN MEDIUM X 1	CORPORATE SERVICES	CORP:ADMINISTRATIVE SUPPORT SERVICES
	142981	271222	2025/03/26	OFFICE FOR YOU (PTY) LTD	R51,50	R7,73	R59,23	A5 SHORT HAND NOTE BOOKS. X 5	CORPORATE SERVICES	CORP:ADMINISTRATIVE SUPPORT SERVICES
	142981	271222	2025/03/26	OFFICE FOR YOU (PTY) LTD	R2 616,00	R392,40	R3 008,40	TAPE CASSETTE LAMINATED 9MM BLACK ON CLEAR. X 10	CORPORATE SERVICES	CORP:ADMINISTRATIVE SUPPORT SERVICES

	142640	270908	2025/03/03	KFC ENGINEERING & INDUSTRIAL SUPPLIES	R13 500,00	R2 025,00	R15 525,00	LAYFLAT 50MM P/M WITH INNER LINING AND 5 BAR WATER PRESSURE X 300M	COMMUNITY SERVICES	COMM:SPORTSFIELDS
162	142981	271222	2025/03/26	OFFICE FOR YOU (PTY) LTD	R190,00	R28,50	R218,50	12 POST IT STICKY NOTES SMALL BLOCKS X 2	CORPORATE SERVICES	CORP:ADMINISTRATIVE SUPPORT SERVICES
	142981	271222	2025/03/26	OFFICE FOR YOU (PTY) LTD	R288,00	R43,20	R331,20	FINE POINT CORRECTION TIP18ML. X 8	CORPORATE SERVICES	CORP:ADMINISTRATIVE SUPPORT SERVICES
	142981	271222	2025/03/26	OFFICE FOR YOU (PTY) LTD	R351,00	R52,65	R403,65	GLUE STICK 43G. X 9	CORPORATE SERVICES	CORP:ADMINISTRATIVE SUPPORT SERVICES
	142981	271222	2025/03/26	OFFICE FOR YOU (PTY) LTD	R136,80	R20,52	R157,32	BOX FINE BLUE PENS BP - S - F. X 1	CORPORATE SERVICES	CORP:ADMINISTRATIVE SUPPORT SERVICES
	142981	271222	2025/03/26	OFFICE FOR YOU (PTY) LTD	R59,00	R8,85	R67,85	1 PACK OF12 HIGHLIGHTRES ASSORTED COLOURS. X 1	CORPORATE SERVICES	CORP:ADMINISTRATIVE SUPPORT SERVICES
	142981	271222	2025/03/26	OFFICE FOR YOU (PTY) LTD	R8,00	R1,20	R9,20	PENCIL SHARPENERS. X 2	CORPORATE SERVICES	CORP:ADMINISTRATIVE SUPPORT SERVICES
	142981	271222	2025/03/26	OFFICE FOR YOU (PTY) LTD	R14,00	R2,10	R16,10	30ML BLACK STAMP INK. X 2	CORPORATE SERVICES	CORP:ADMINISTRATIVE SUPPORT SERVICES
	142981	271222	2025/03/26	OFFICE FOR YOU (PTY) LTD	R68,80	R10,32	R79,12	50 POCKET FLIP FILES. X 2	CORPORATE SERVICES	CORP:ADMINISTRATIVE SUPPORT SERVICES
	142981	271222	2025/03/26	OFFICE FOR YOU (PTY) LTD	R45,60	R6,84	R52,44	30 POCKET FLIP FILES. X 2	CORPORATE SERVICES	CORP:ADMINISTRATIVE SUPPORT SERVICES
	142981	271222	2025/03/26	OFFICE FOR YOU (PTY) LTD	R70,40	R10,56	R80,96	AAA BATTERIES. X 4	CORPORATE SERVICES	CORP:ADMINISTRATIVE SUPPORT SERVICES
	142981	271222	2025/03/26	OFFICE FOR YOU (PTY) LTD	R56,00	R8,40	R64,40	1 BOX OF 20 X 50 MM FOLD CLIPS. X 1	CORPORATE SERVICES	CORP:ADMINISTRATIVE SUPPORT SERVICES
	142981	271222	2025/03/26	OFFICE FOR YOU (PTY) LTD	R24,00	R3,60	R27,60	1 BOX OF 10 X 41MM FOLD BACK CLIPS. X 1	CORPORATE SERVICES	CORP:ADMINISTRATIVE SUPPORT SERVICES
	142981	271222	2025/03/26	OFFICE FOR YOU (PTY) LTD	R7,40	R1,11	R8,51	10 X FILING POCKETS. X 1	CORPORATE SERVICES	CORP:ADMINISTRATIVE SUPPORT SERVICES
	142981	271222	2025/03/26	OFFICE FOR YOU (PTY) LTD	R7,20	R1,08	R8,28	1 BOX HEAVY DUTY STAPLES 23/6. X 1	CORPORATE SERVICES	CORP:ADMINISTRATIVE SUPPORT SERVICES
	142981	271222	2025/03/26	OFFICE FOR YOU (PTY) LTD	R10,20	R1,53	R11,73	1 BOX HEAVY DUTY STAPLES 23/10. X 1	CORPORATE SERVICES	CORP:ADMINISTRATIVE SUPPORT SERVICES
142981	271222	2025/03/26	OFFICE FOR YOU (PTY) LTD	R43,20	R6,48	R49,68	HEAVY DUTY STAPLE REMOVER. X 1	CORPORATE SERVICES	CORP:ADMINISTRATIVE SUPPORT SERVICES	
142981	271222	2025/03/26	OFFICE FOR YOU (PTY) LTD	R250,00	R37,50	R287,50	S-830D STAMP REPLACEMENT INK PAD. X 2	CORPORATE SERVICES	CORP:ADMINISTRATIVE SUPPORT SERVICES	
163	142906	271223	2025/03/26	PLUMBLINK SA (PTY) LTD	R978,00	R146,70	R1 124,70	SLEEVE BLACK 15MM X 300	INFRASTRUCTURE SERVICES	INFRA:WATER:GANSBAAI & STANFORD
	142906	271223	2025/03/26	PLUMBLINK SA (PTY) LTD	R1 299,00	R194,85	R1 493,85	SLEEVE BLACK 22MM + DEL R60 X 300	INFRASTRUCTURE SERVICES	INFRA:WATER:GANSBAAI & STANFORD
164	143194	271224	2025/03/26	KLEINMOND BUILD IT	R190,00	R28,49	R218,49	T/CRAFT GLUE STICKS 11MM X 300MM 30PCE X 1	INFRASTRUCTURE SERVICES	INFRA:ELECTRICAL:HM&KM
	143194	271224	2025/03/26	KLEINMOND BUILD IT	R231,31	R34,69	R266,00	T/CRAFT FIXMAN HEX KEY HI 5-6M X 2	INFRASTRUCTURE SERVICES	INFRA:ELECTRICAL:HM&KM
	143194	271224	2025/03/26	KLEINMOND BUILD IT	R247,57	R37,13	R284,70	T/CRAFT CUTTING DICS STEEL & SS 115 X 1.0 X 22.20MM X 30	INFRASTRUCTURE SERVICES	INFRA:ELECTRICAL:HM&KM
165	142994	271226	2025/03/26	NOLADA 8 (PTY) LTD	R2 220,00	R333,00	R2 553,00	34L METALLIC MICROWAVE OVEN X 1	CORPORATE SERVICES	CORP:BUSINESS ARCHITECTURE & CRM
	143025	271227	2025/03/26	NOLADA 8 (PTY) LTD	R5 700,00	R855,00	R6 555,00	NON - CLOSE COUPLED TOILET PAN PORCELAIN X 20	COMMUNITY SERVICES	COMM:FACILITIES & HALLS
	143025	271227	2025/03/26	NOLADA 8 (PTY) LTD	R4 800,00	R720,00	R5 520,00	NON-CLOSE COUPLED PLASTIC CISTERN X 15	COMMUNITY SERVICES	COMM:FACILITIES & HALLS
	143025	271227	2025/03/26	NOLADA 8 (PTY) LTD	R4 300,00	R645,00	R4 945,00	CISTERN MECHANISM ELF LI F/FLUSH X 20	COMMUNITY SERVICES	COMM:FACILITIES & HALLS

	142640	270908	2025/03/03	KFC ENGINEERING & INDUSTRIAL SUPPLIES	R13 500,00	R2 025,00	R15 525,00	LAYFLAT 50MM P/M WITH INNER LINING AND 5 BAR WATER PRESSURE X 300M	COMMUNITY SERVICES	COMM:SPORTSFIELDS
166	143025	271227	2025/03/26	NOLADA 8 (PTY) LTD	R780,00	R117,00	R897,00	UNITWIST ELBOW 15MM X 50	COMMUNITY SERVICES	COMM:FACILITIES & HALLS
	143025	271227	2025/03/26	NOLADA 8 (PTY) LTD	R458,00	R68,70	R526,70	UNITWIST TEE 15MM X 20	COMMUNITY SERVICES	COMM:FACILITIES & HALLS
	143025	271227	2025/03/26	NOLADA 8 (PTY) LTD	R296,00	R44,40	R340,40	UNITWIST STRAIGHT COUPLER 15MM X 20	COMMUNITY SERVICES	COMM:FACILITIES & HALLS
	143025	271227	2025/03/26	NOLADA 8 (PTY) LTD	R202,00	R30,30	R232,30	UNITWIST STOP END 15MM X 20	COMMUNITY SERVICES	COMM:FACILITIES & HALLS
	143025	271227	2025/03/26	NOLADA 8 (PTY) LTD	R214,00	R32,10	R246,10	UNITWIST MALE COUPLER 15MM X 20	COMMUNITY SERVICES	COMM:FACILITIES & HALLS
	143025	271227	2025/03/26	NOLADA 8 (PTY) LTD	R608,00	R91,20	R699,20	UNITWIST ELBOW 22MM X 20	COMMUNITY SERVICES	COMM:FACILITIES & HALLS
	143025	271227	2025/03/26	NOLADA 8 (PTY) LTD	R834,00	R125,10	R959,10	UNITWIST TEE 22MM X 20	COMMUNITY SERVICES	COMM:FACILITIES & HALLS
	143025	271227	2025/03/26	NOLADA 8 (PTY) LTD	R530,00	R79,50	R609,50	UNITWIST STRAIGHT COUPLER 22MM X 20	COMMUNITY SERVICES	COMM:FACILITIES & HALLS
	143025	271227	2025/03/26	NOLADA 8 (PTY) LTD	R259,50	R38,93	R298,43	UNITWIST STOP END 22MM X 15	COMMUNITY SERVICES	COMM:FACILITIES & HALLS
	143025	271227	2025/03/26	NOLADA 8 (PTY) LTD	R294,00	R44,10	R338,10	UNITWIST MALE COUPLER 22MM X 15	COMMUNITY SERVICES	COMM:FACILITIES & HALLS
167	143138	271231	2025/03/26	HERMANUS OFFICE NATIONAL	R479,96	R0,00	R479,96	BEVERAGE COFFEE JACOBS KRONUNG 200G X 2	MUNICIPAL PUBLIC SAFETY	MPS:DIRECTOR: MUNICIPAL PUBLIC SAFETY
	143138	271231	2025/03/26	HERMANUS OFFICE NATIONAL	R264,44	R0,00	R264,44	BEVERAGE MILK LONGLIFE FULL 6X1L X 2	MUNICIPAL PUBLIC SAFETY	MPS:DIRECTOR: MUNICIPAL PUBLIC SAFETY
168	142787	271243	2025/03/26	BIDVEST WALTONS	R501,23	R75,18	R576,41	KETTLE STAINLESS STEEL CORDLESS X 1	MUNICIPAL PUBLIC SAFETY	MPS:LAW ENFORCEMENT SERVICES
	142787	271243	2025/03/26	BIDVEST WALTONS	R1 200,00	R180,00	R1 380,00	20L SOLO MIRROR DOOR MICROWAVE X 1	MUNICIPAL PUBLIC SAFETY	MPS:LAW ENFORCEMENT SERVICES
	142787	271243	2025/03/26	BIDVEST WALTONS	R6 252,16	R937,82	R7 189,98	TOP LOADING WATER DISPENSER WITH INTEGRATED BOTTOM FRIDGE CABINET X 2	MUNICIPAL PUBLIC SAFETY	MPS:LAW ENFORCEMENT SERVICES
169	143188	271252	2025/03/27	HERMANUS OFFICE NATIONAL	R450,00	R67,50	R517,50	STAMP COLOP PRINTER D35 DATER X 1	MUNICIPAL PUBLIC SAFETY	MPS:TRAFFIC SERVICES
	143188	271252	2025/03/27	HERMANUS OFFICE NATIONAL	R220,00	R33,00	R253,00	STAMP COLOP PRINTER 30 47X18MM X 1	MUNICIPAL PUBLIC SAFETY	MPS:TRAFFIC SERVICES
170	143287	271253	2025/03/27	100 PERCENT ACCURATE (PTY) LTD	R2 100,00	R0,00	R2 100,00	SAVOURY PLATTERS X 6	COMMUNITY SERVICES	COMM:DIRECTOR:COMMUNITY SERVICES
	143287	271253	2025/03/27	100 PERCENT ACCURATE (PTY) LTD	R1 680,00	R0,00	R1 680,00	BREAKFAST PLATTER X 6	COMMUNITY SERVICES	COMM:DIRECTOR:COMMUNITY SERVICES
	143287	271253	2025/03/27	100 PERCENT ACCURATE (PTY) LTD	R1 790,00	R0,00	R1 790,00	SOFT DRINKS X 50	COMMUNITY SERVICES	COMM:DIRECTOR:COMMUNITY SERVICES
	143287	271253	2025/03/27	100 PERCENT ACCURATE (PTY) LTD	R2 450,00	R0,00	R2 450,00	THIRSTI STILL WATER 500ML + DELIVERY X 60	COMMUNITY SERVICES	COMM:DIRECTOR:COMMUNITY SERVICES
171	142975	271254	2025/03/27	NOLADA 8 (PTY) LTD	R2 550,00	R382,50	R2 932,50	DIAMOND BLADE 300X25.4MM / CUTTING TAR X 2	INFRASTRUCTURE SERVICES	INFRA:ROADS:GANSBAAI & STANFORD
172	143309	271255	2025/03/27	KAAP AGRI AGRIMARK LIQUORMARK PAKMARK AGRIOLOG	R796,08	R119,41	R915,49	STARKE AYRES LAWN FOUR SEASON OR SIMILAR (500G) X 3	COMMUNITY SERVICES	COMM:SPORTSFIELDS
	143309	271255	2025/03/27	KAAP AGRI AGRIMARK LIQUORMARK PAKMARK AGRIOLOG	R765,20	R114,78	R879,98	KIRCHHOFFS SEED LAWN SHADE MASTER OR SIMILLAR (500G) X 4	COMMUNITY SERVICES	COMM:SPORTSFIELDS
173	142705	271256	2025/03/27	HARIKISUN GENERAL DEALERS (PTY) LTD	R3 050,00	R0,00	R3 050,00	CARLOW GREEN PLASTIC CHAIRS + DELIVERY X 20	PLANNING AND DEVELOPMENT	P&D:ENVIRONMENTAL MANAGEMENT & CONSERVATION

	142640	270908	2025/03/03	KFC ENGINEERING & INDUSTRIAL SUPPLIES	R13 500,00	R2 025,00	R15 525,00	LAYFLAT 50MM P/M WITH INNER LINING AND 5 BAR WATER PRESSURE X 300M	COMMUNITY SERVICES	COMM:SPORTSFIELDS
173	142705	271256	2025/03/27	HARIKISUN GENERAL DEALERS (PTY) LTD	R9 100,00	R0,00	R9 100,00	ECOBASE 3 SEATER BLACK BENCH 1.6M OR SIMILAR X 2	PLANNING AND DEVELOPMENT	P&D:ENVIRONMENTAL MANAGEMENT & CONSERVATION
174	143151	271266	2025/03/31	HERMANUS MOWER CENTRE	R1 430,87	R214,63	R1 645,50	SAMURAI CURVED SAW 330MM X 3	PLANNING AND DEVELOPMENT	P&D:ENVIRONMENTAL MANAGEMENT & CONSERVATION
	143151	271266	2025/03/31	HERMANUS MOWER CENTRE	R304,35	R45,65	R350,00	ZEMBE SHIN PAD X 1	PLANNING AND DEVELOPMENT	P&D:ENVIRONMENTAL MANAGEMENT & CONSERVATION
175	143127	271274	2025/03/31	HARIKISUN GENERAL DEALERS (PTY) LTD	R15 546,00	R0,00	R15 546,00	HILLS DIGESTIVE CARE I/D - 16KG DOG FOOD X 6	MUNICIPAL PUBLIC SAFETY	MPS:LAW ENFORCEMENT SERVICES
	143127	271274	2025/03/31	HARIKISUN GENERAL DEALERS (PTY) LTD	R300,00	R0,00	R300,00	DELIVERY X 1	MUNICIPAL PUBLIC SAFETY	MPS:LAW ENFORCEMENT SERVICES
176	142905	271278	2025/03/31	ITHUBA INDUSTRIES	R12 280,00	R1 842,00	R14 122,00	400MM SOCKETED PVC PIPE 6M CLASS 12 X 2	INFRASTRUCTURE SERVICES	INFRA:WATER:GANSBAAI & STANFORD
	142905	271278	2025/03/31	ITHUBA INDUSTRIES	R7 878,27	R1 181,73	R9 060,00	RANGER COUPLER SIZE 425/442 + DEL R250 X 2	INFRASTRUCTURE SERVICES	INFRA:WATER:GANSBAAI & STANFORD
177	143326	271279	2025/03/31	HERMANUS OFFICE NATIONAL	R174,74	R26,21	R200,95	DURACELL ALKALINE 9V BATTERY (EACH) X 2	INFRASTRUCTURE SERVICES	INFRA:PRINCIPAL ENGINEER:ELECTRICAL SERVICES
	143326	271279	2025/03/31	HERMANUS OFFICE NATIONAL	R134,88	R20,23	R155,11	ENERGIZER A23 REMOTE BATTERY - 12V (2PK) X 3	INFRASTRUCTURE SERVICES	INFRA:PRINCIPAL ENGINEER:ELECTRICAL SERVICES
	143326	271279	2025/03/31	HERMANUS OFFICE NATIONAL	R968,24	R145,24	R1 113,48	BROTHER LABEL TAPE - 24MMX8M BLACK ON YELLOW TZE-651 X 2	INFRASTRUCTURE SERVICES	INFRA:PRINCIPAL ENGINEER:ELECTRICAL SERVICES
	143326	271279	2025/03/31	HERMANUS OFFICE NATIONAL	R92,23	R13,83	R106,06	ADAPTER SHUKO 3X2 PRONG COMBO X 2	INFRASTRUCTURE SERVICES	INFRA:PRINCIPAL ENGINEER:ELECTRICAL SERVICES
178	143357	271283	2025/03/31	TOWN LODGE BELLVILLE	R1 178,27	R176,73	R1 355,00	BED & BREAKFAST 03-04 APRIL 2025 ( J APLON)	FINANCIAL SERVICES	FIN:CHIEF FINANCIAL OFFICER
	143357	271283	2025/03/31	TOWN LODGE BELLVILLE	R4 713,05	R706,95	R5 420,00	BED & BREAKFAST 07-11 APRIL 2025 ( J APLON)	FINANCIAL SERVICES	FIN:CHIEF FINANCIAL OFFICER

178

R1 249 221,48

R125 257,81

R1 374 470,55

TOTAL

**7.2****SUPPLY CHAIN MANAGEMENT IMPLEMENTATION REPORT – 2024/2025:****3<sup>rd</sup> QUARTER: 01 JANUARY 2025 TO 31 MARCH 2025****C Le Roux  
07 April 2025****Divisional Manager: Supply Chain Management****(028) 313 8107**

---

**1. Executive Summary**

In terms of Paragraph 6(3) of Overstrand Municipality's Supply Chain Management Policy, the Municipal Manager must, within 10 days of the end of each quarter, submit a report on the implementation of the Supply Chain Management Policy to the Executive Mayor.

**2. Service Delivery and Budget Implementation Plan - IGNITE**

Directorate: Finance  
Department: Supply Chain Management

**3. Compliance with Strategic Priorities**

Provision of democratic, accountable and ethical governance  
Provision and maintenance of municipal services

**4. Delegated Authority**

None

**5. Legal Requirements**

Local Government: Municipal Finance Management Act, No. 56 of 2003  
Local Government: Municipal Systems Act 2000, (Act 32 of 2000)  
Overstrand Municipality's Supply Chain Management Policy dated 25 June 2008, as amended.  
Overstrand Municipality's Preferential Procurement Policy

**6. Background/Discussion/Evaluation/Conclusion****Background**

The purpose of this report is to ensure that Council maintains oversight over the implementation of the Supply Chain Management Policy, specifically regarding the following:

- a) awards made for the 3<sup>rd</sup> Quarter of the 2024/2025 financial year, 01 January 2025 to 31 March 2025;

- b) deviations in terms of Paragraph 36(1)(a) of the Supply Chain Management Policy;
- c) minor breaches approved by the Accounting Officer in terms of Paragraph 36(1)(b) of the Supply Chain Management Policy;
- d) the status of objections, complaints and appeals lodged; and
- e) progress made with incidences of non-compliance and irregular expenditure identified and currently undergoing investigation.

### Discussion

#### a) Bid Awards

Bids are awarded in terms of Overstrand Municipality's Supply Chain Management Policy and the preferential points system prescribed in the Preferential Procurement Policy.

Procurement transactions have been processed through the bid committee system and formal written price quotations in excess of R30 000 within the following timeframes:

Procurement Function	2024/2025 3 <sup>rd</sup> Quarter	2024/2025	2023/2024
Bids Processed	15	66	84
Bids processed - Average per Quarter	15	22	21
Average days from final evaluation to Bid Adjudication Committee	13	9	6
Average days from initiation to Bid Specification Committee	13	13	11
<b>Estimated Value of Awards (Rand)</b>	<b>R 37 735 575,37</b>	<b>R 202 554 852,01</b>	<b>R 1 016 854 021,61</b>

#### Value of all Awards

The total value of tenders, formal written price quotations, contract amendments/expansions and transversal contracts awarded for the 3<sup>rd</sup> Quarter of 2024/2025:

Procurement Type	Income (Excl. VAT)	Operational (Excl. VAT)	Capital (Excl. VAT)	VAT @ 15%	Total value of Awards (Incl. VAT)
Bid Awards (11)	R 0,00	R 5 162 921,76	R 26 934 006,21	R 4 739 679,90	R 36 836 607,87
Amendment of Contracts (0)	R 0,00	R 0,00	R 0,00	R 0,00	R 0,00
Transversal Contracts (0)	R 0,00	R 0,00	R 0,00	R 0,00	R 0,00
Quotations >R30000 (4)	R 0,00	R 824 849,57	R 0,00	R 74 117,93	R 898 967,50
Quotations <R30000 (409)	R 0,00	R 2 578 946,90	R 0,00	R 265 679,80	R2 844 741,43
<b>TOTAL</b>	<b>R 0,00</b>	<b>R 8 566 718,22</b>	<b>R 26 934 006,21</b>	<b>R 5 079 477,64</b>	<b>R 40 580 316,80</b>

A schedule of these awards above for the 3<sup>rd</sup> Quarter of 2024/2025 are attached as **Annexure A1 and A2**.

**b) Deviations – Paragraph 36(1)(a)**

Paragraph 36(1)(a) of Overstrand Municipality's Supply Chain Management Policy allows circumstances for deviations from the procurement processes. Furthermore, the policy requires in Paragraph 36(2), that the reasons for any deviations from the procurement processes must be recorded and be reported to Council.

Deviations approved by the Accounting Officer or by the delegated officials were motivated in terms of the following categories for applications approved for the 2024/2025 year to date is compared to the 2023/2024 financial year as per the following schedule:

SCM Policy	Description	2024/2025 3rd Quarter	2024/2025 to date	2023/2024
Paragraph 36(1)(a)(i)	Emergency	7	15	24
Paragraph 36(1)(a)(ii)	Sole Provider	2	7	5
Paragraph 36(1)(a)(iii)	Special works of Art	0	0	0
Paragraph 36(1)(a)(iv)	Animals for zoos	0	0	0
Paragraph 36(1)(a)(v)	Impractical / Impossible	9	38	41
Paragraph 36(1)(a)(v)(a)	Ad-hoc repairs/ Strip & Quote	0	0	0
	<b>Total</b>	<b>18</b>	<b>60</b>	<b>70</b>

A schedule of Deviations approved in terms of Paragraphs 36(1)(a) is attached as **Annexure B**.

**Value of all Deviations awarded**

The total value of deviations processed via the Supply Chain Management Unit for the 3<sup>rd</sup> Quarter of 2024/2025, are as follows:

	Operational Amount (Excluding VAT, where applicable)	Capital Amount (Excluding VAT, where applicable)	VAT @ 15%	Value of Awards (Including VAT, where applicable) for Q3
Deviations (18)	R 1 591 632,80	R 0,00	R 238 744,92	R 1 830 377,72

**c) Minor Breaches**

The Supply Chain Management Policy states in Paragraph 36(1)(b) that the Accounting Officer may consider ratifying any minor breach of the procurement processes by an official or committee acting in terms of delegated powers or duties which are purely of a technical nature.

No minor breaches were recorded in the 3<sup>rd</sup> Quarter of 2024/2025 financial year.

**d) Objections, Complaints and Appeals**

In terms of Paragraph 49 of the SCM Policy, persons aggrieved by decisions or actions taken in the implementation of the supply chain management system, may lodge a written objection against the decision or action within 14 days of the decision or action.

These objections must be dealt with and resolved in terms of Paragraph 50(1) of the SCM Policy. In terms of this, the Accounting Officer has appointed an 'appeals authority' which must strive to resolve all objections within 60 days of receipt and report to the Accounting Officer on a monthly basis on the objections received, attended to and resolved in terms of Paragraph 50(3) of the Policy.

In terms of Section 62 of the Local Government: Municipal Systems Act, No. 32 of 2000, a person whose rights are affected by a decision taken by a staff member of a municipality, may appeal against that decision by giving written notice of the appeal and reasons to the municipal manager within 21 days of the date of the notification of the decision.

A schedule of all appeals, disputes, objections, queries and complaints received or dealt with during the 3<sup>rd</sup> Quarter of 2024/2025, is attached as **Annexure C**.

**e) Incidences of Non-compliance and Irregular Expenditure**

In terms of Section 32(4) of the Local Government: Municipal Finance Management, Act No. 56 of 2003, the Executive Mayor, inter alia, must be made aware of all possible irregular expenditure incurred by the municipality.

A register of all incidences of irregular expenditure identified and currently undergoing investigation is attached as **Annexure D**.

**f) Social Responsibility Estimated Commitment**

A register of the estimated values of the Social Responsibility Commitment recorded during the 3<sup>rd</sup> Quarter of 2024/2025, is attached as **Annexure E**.

**7. Financial Implications**

None

**8. Staff Implications**

None

**9. Comments from other Departments, Divisions and Administrations**

None

**10. Annexures**

Annexure A1: Awards made through the Bid Committee system and formal written price quotations in excess of R30 000

Annexure A2: Formal written price quotations below R30 000

Annexure B: Deviations from the normal procurement processes

Annexure C: Disputes, objections, queries, complaints and appeals received

Annexure D: Irregular Expenditure

Annexure E: Social Responsibility

**RECOMMENDATION TO THE COUNCIL:**

that the activities undertaken, and outcomes achieved in the implementation of the Overstrand Municipality's Supply Chain Management Policy for the 3<sup>rd</sup> Quarter of 2024/2025 **be noted**.

**RESPONSIBLE OFFICIAL :****C LE ROUX****TARGET DATE FOR IMPLEMENTATION :****TO BE NOTED**



**SUPPLY CHAIN MANAGEMENT REPORT IN TERMS OF PARAGRAPH 6(3) OF THE SCM POLICY**

**TENDERS & FORMAL WRITTEN QUOTATIONS AWARDED TO THE BIDDER SCORING THE HIGHEST POINTS AS WELL AS TENDERS CANCELLED IN TERMS OF COUNCIL'S PREFERENTIAL PROCUREMENT POLICY -  
01 JANUARY 2025 TO 31 MARCH 2025: QUARTER 3**

#	Tender #	Description	Directorate	Department	Adjudication	Awarded to	B-BBEE Level Claimed	Points in terms of locality	Amount Income	Amount Operational	Amount Capital	VAT @ 15%	Total Amount (Incl. VAT)
1	SC2519/2024	Supply, Delivery and Application of Fertilizer to Sports Fields in the Overstrand for a Contract Period ending 30 June 2027	Community Services	Parks, Recreation, Cemeteries and Refuse Removal	24-Jan-25	Cancelled - no acceptable bids received	N/A	N/A	R -	R -	R -	R -	Cancelled
2	SC2561/2025	Supply and Delivery of Black Refuse Bags and Clear Recycling Bags	Financial Services	SCM: Logistics & Contract Administration	23-Jan-25	Caprichem Saccs (Pty) Ltd	2	4	R -	R 233 250,00	R -	R 34 987,50	R 268 237,50
3	SC2501/2024	Review of the Overstrand Municipal Spatial Development Framework	Planning & Development	Town & Spatial Planning	07-Feb-25	Tshani Consulting CC	1	0	R -	R 604 621,74	R -	R 90 693,26	R 695 315,00
4	SC2513/2024	Provision of Web-based Indigent Management Debtor Profiling and Income Verification System	Financial Services	Revenue Management	07-Feb-25	Cancelled - no acceptable bids received	N/A	N/A	R -	R -	R -	R -	Cancelled
5	SC2517/2024	Chemical Control of Weeds on Sport Turf & Public Open Spaces for the contract period ending 30 June 2027	Community Services	Park, Recreation, Cemeteries & Refuse Removal	28-Feb-25	Ulwando Bushclearing (Pty) Ltd	1	0	R -	R 3 254 740,39	R -	R 488 211,06	R 3 742 951,45
6	SC2525/2024	On-Site Hypochlorite Generation System (OSEC) - Hermanus Wastewater Treatment Works & Preekstoel Water Treatment Works	Infrastructure Services	Civil Infrastructure Planning	14-Feb-25	Hidro-Tech Systems (Pty) Ltd	1	4	R -	R -	R 18 731 650,50	R 2 809 747,58	R 21 541 398,08
7	SC2544/2024	Animal Care - Veterinary and Health Care Services for K9 Unit	Municipal Public Safety	Law Enforcement	07-Feb-25	Cancelled - no bids received	N/A	N/A	R -	R -	R -	R -	Cancelled

#	Tender #	Description	Directorate	Department	Adjudication	Awarded to	B-BBEE Level Claimed	Points in terms of locality	Amount Income	Amount Operational	Amount Capital	VAT @ 15%	Total Amount (Incl. VAT)
8	SC2551/2024	Supply and Delivery of 2200kg Mini Excavator	Infrastructure Services	Civil Engineering Services	14-Feb-25	Shacha Trading (Pty) Ltd	1	4	R -	R -	R 485 850,00	R -	R 485 850,00
9	SC2518/2024	Supply & Deliver Steel and Plastic Foldable Tables & Plastic Stackable Chairs for Facilities for a period ending 30 June 2025	Community Services	Facilities, Halls and Building Maintenance	18-Feb-25	Mpilo D General Trading (Pty) Ltd	1	0	R -	R 195 730,00	R -	R -	R 195 730,00
10	SC2535/2024	Purchase of Kennels for dogs K9 Unit	Municipal Public Safety	Law Enforcement	03-Feb-25	K2021334618 (South Africa) (Pty) Ltd	1	10	R -	R 135 000,00	R -	R -	R 135 000,00
11	SC2562/2025	Supply and Delivery of Cleaning Chemicals	Financial Services	SCM: Logistics & Contract Administration	13-Feb-25	Caprichem SACCS (Pty) Ltd	2	4	R -	R 260 869,57	R -	R 39 130,43	R 300 000,00
12	SC2522/2024	Repairs to Concrete Structures and Stormwater Improvements at Treatment Plants	Infrastructure Services	Civil Infrastructure Planning	07-Mar-25	Nkutwala Construction (Pty) Ltd	1	4	R -	R -	R 1 677 610,00	R 251 641,50	R 1 929 251,50
13	SC2523/2024	Supply and Deliver General Plumbing Materials for a period ending 30 June 2027	Financial Services	SCM and Logistic Management	07-Mar-25	Last Samurai Property Holdings 2 CC t/a Ithuba Industries	1	4	R -	R 729 097,00	R -	R 109 364,55	R 838 461,55
	Financial Services		SCM and Logistic Management	Take Note Trading 245 CC t/a Universal Trading		0	4	R -	R 561 250,69	R -	R 84 187,60	R 645 438,29	
	Financial Services		SCM and Logistic Management	Maboka Investment Capital (Pty) Ltd		1	0	R -	R 13 211,94	R -	R -	R 13 211,94	
14	SC2526/2024	Provision of On-line Electronic Searches and Verification of Information for a contract period ending 30 June 2028	Financial Services	Revenue Management	07-Mar-25	Cancelled - no acceptable bids received	N/A	N/A	R -	R -	R -	R -	Cancelled

#	Tender #	Description	Directorate	Department	Adjudication	Awarded to	B-BBEE Level Claimed	Points in terms of locality	Amount Income	Amount Operational	Amount Capital	VAT @ 15%	Total Amount (Incl. VAT)
15	SC2536/2024	Gansbaai and Stanford MV/LV Upgrade and Replacement for a contract period ending 30 June 2026	Infrastructure Services	Electrical Services	14-Mar-25	Adenco Construction (Pty) Ltd	1	4	R -	R -	R 6 038 895,71	R 905 834,36	R 6 944 730,07

Total

15

R -	R 5 987 771,32	R 26 934 006,21	R 4 813 797,84	R 37 735 575,37
-----	----------------	-----------------	----------------	-----------------



FORMAL WRITTEN PRICE QUOTATIONS BELOW R30 000,00 AWARDED TO THE BIDDER SCORING THE HIGHEST POINTS IN TERMS OF COUNCIL'S PREFERENTIAL PROCUREMENT POLICY: 01 JANUARY 2025 TO 31 MARCH 2025: QUARTER 3

#	Requisition #	Order #	Order Date	Creditor Name	Amount (Excl VAT)	VAT	Amount (Incl VAT)	Description of goods/service	Directorate	Department
1	141711	270325	2025/01/06	HARIKISUN GENERAL DEALERS (PTY) LTD	R 3 630,00	R -	R 3 630,00	TYVEK WRISTBANDS 19MM NEON GREEN	COMMUNITY SERVICES	COMM:RESORTS:HAWSTON SWIMMING POOL & CARAVAN PARK
	141711	270325	2025/01/06	HARIKISUN GENERAL DEALERS (PTY) LTD	R 3 630,00	R -	R 3 630,00	TYVEK WRISTBANDS 19MM NEON YELLOW	COMMUNITY SERVICES	COMM:RESORTS:HAWSTON SWIMMING POOL & CARAVAN PARK
	141711	270325	2025/01/06	HARIKISUN GENERAL DEALERS (PTY) LTD	R 3 630,00	R -	R 3 630,00	TYVEK WRISTBANDS 19MM NEON PINK	COMMUNITY SERVICES	COMM:RESORTS:HAWSTON SWIMMING POOL & CARAVAN PARK
	141711	270325	2025/01/06	HARIKISUN GENERAL DEALERS (PTY) LTD	R 3 630,00	R -	R 3 630,00	TYVEK WRISTBANDS 19MM NEON ORANGE	COMMUNITY SERVICES	COMM:RESORTS:HAWSTON SWIMMING POOL & CARAVAN PARK
	141711	270325	2025/01/06	HARIKISUN GENERAL DEALERS (PTY) LTD	R 3 630,00	R -	R 3 630,00	TYVEK WRISTBANDS 19MM RED	COMMUNITY SERVICES	COMM:RESORTS:HAWSTON SWIMMING POOL & CARAVAN PARK
	141711	270325	2025/01/06	HARIKISUN GENERAL DEALERS (PTY) LTD	R 3 630,00	R -	R 3 630,00	TYVEK WRISTBANDS 19MM LIGHT BLUE	COMMUNITY SERVICES	COMM:RESORTS:HAWSTON SWIMMING POOL & CARAVAN PARK
	141711	270325	2025/01/06	HARIKISUN GENERAL DEALERS (PTY) LTD	R 3 630,00	R -	R 3 630,00	TYVEK WRISTBANDS 19MM PURPLE	COMMUNITY SERVICES	COMM:RESORTS:HAWSTON SWIMMING POOL & CARAVAN PARK
	141711	270325	2025/01/06	HARIKISUN GENERAL DEALERS (PTY) LTD	R 200,00	R -	R 200,00	TRANSPORT	COMMUNITY SERVICES	COMM:RESORTS:HAWSTON SWIMMING POOL & CARAVAN PARK
2	141870	270326	2025/01/06	NOLADA 8 (PTY) LTD	R 770,00	R 115,50	R 885,50	NS1 RUSTBUSTER 1LT	COMMUNITY SERVICES	COMM:FACILITIES & HALLS
	141870	270326	2025/01/06	NOLADA 8 (PTY) LTD	R 3 325,00	R 498,75	R 3 823,75	NS8 METAL TOP COAT PAINT 5LT WHITE	COMMUNITY SERVICES	COMM:FACILITIES & HALLS
	141870	270326	2025/01/06	NOLADA 8 (PTY) LTD	R 6 650,00	R 997,50	R 7 647,50	CEMENT PER 50KG BAG 42.5N+DEL R300	COMMUNITY SERVICES	COMM:FACILITIES & HALLS
3	141721	270327	2025/01/06	ACDC EXPRESS HERMANUS	R 2 339,20	R 350,88	R 2 690,08	TOOL SET 101 PIECE	INFRASTRUCTURE SERVICES	INFRA:ELECTRICAL:HM&KM
4	141913	270328	2025/01/06	HARIKISUN GENERAL DEALERS (PTY) LTD	R 804,00	R -	R 804,00	HEAVY DUTY STAPLE GUN	COMMUNITY SERVICES	COMM:FACILITIES & HALLS
	141913	270328	2025/01/06	HARIKISUN GENERAL DEALERS (PTY) LTD	R 240,00	R -	R 240,00	HEAVY DUTY STAPLES- 6MM X 1000	COMMUNITY SERVICES	COMM:FACILITIES & HALLS
	141913	270328	2025/01/06	HARIKISUN GENERAL DEALERS (PTY) LTD	R 780,00	R -	R 780,00	CARPENTERS LEATHER TOOL BELT	COMMUNITY SERVICES	COMM:FACILITIES & HALLS
	141913	270328	2025/01/06	HARIKISUN GENERAL DEALERS (PTY) LTD	R 170,00	R -	R 170,00	DELIVERY	COMMUNITY SERVICES	COMM:FACILITIES & HALLS
5	141771	270329	2025/01/07	BASSON WERKSDRAG WORKWEAR (PTY) LTD	R 23 073,57	R 3 461,03	R 26 534,60	UNIFORM AND PPE FOR OVERSTRAND ADMINISTRATION CLEANING SERVICES AS PER ATTACHED SPECIFICATIONS	COMMUNITY SERVICES	COMM:DIRECTOR:COMMUNITY SERVICES

#	Requisition #	Order #	Order Date	Creditor Name	Amount (Excl VAT)	VAT	Amount (Incl VAT)	Description of goods/service	Directorate	Department
6	141740	270330	2025/01/07	DR NC ABEL	R 12 695,66	R 1 904,34	R 14 600,00	CONSULTATION & ADMINISTRATION: TWINRIX VACCINE BY AN OCCUPATIONAL NURSE OR MEDICAL DOCTOR	CORPORATE SERVICES	CORP:HUMAN RESOURCES MANAGEMENT
	141740	270330	2025/01/07	DR NC ABEL	R 12 695,66	R 1 904,34	R 14 600,00	TWINRIX (HEPATITIS A & B) VACCINES KEPT IN FRIDGE WITH TEMP. OF 2 - 8 CELCIUS BEFORE ADMINISTERING	CORPORATE SERVICES	CORP:HUMAN RESOURCES MANAGEMENT
7	141746	270336	2025/01/07	VISSER PAINTERS	R 2 000,00	R -	R 2 000,00	CLEANING AROUND THE GANSBAAI SIGN ON THE MOUNTAIN AND REPACKING OF STONES	COMMUNITY SERVICES	COMM:PARKS AND OPEN SPACES
8	141944	270342	2025/01/09	OK FOODS GANSBAAI	R 379,98	R -	R 379,98	2 X FRENCH BREAD FUSION PLATTERS @R189.99	MUNICIPAL PUBLIC SAFETY	MPS:TRAFFIC SERVICES
	141944	270342	2025/01/09	OK FOODS GANSBAAI	R 199,99	R -	R 199,99	JACOBS COFFEE	MUNICIPAL PUBLIC SAFETY	MPS:TRAFFIC SERVICES
	141944	270342	2025/01/09	OK FOODS GANSBAAI	R 32,99	R -	R 32,99	1KG SUGAR	MUNICIPAL PUBLIC SAFETY	MPS:TRAFFIC SERVICES
	141944	270342	2025/01/09	OK FOODS GANSBAAI	R 59,99	R -	R 59,99	1 X JOKO TEA 100'S	MUNICIPAL PUBLIC SAFETY	MPS:TRAFFIC SERVICES
	141944	270342	2025/01/09	OK FOODS GANSBAAI	R 35,98	R -	R 35,98	2 X IL UHT MILK	MUNICIPAL PUBLIC SAFETY	MPS:TRAFFIC SERVICES
9	141894	270343	2025/01/09	KAAP AGRI AGRIMARK LIQUORMARK PAKMARK AGRIOLOG	R 2 593,48	R 389,02	R 2 982,50	SUPER LAWNWEEDER HERBICIDE (L4370) 5L	COMMUNITY SERVICES	COMM:RESORTS:ONRUS CARAVAN PARK
10	141902	270344	2025/01/09	KAAP AGRI AGRIMARK LIQUORMARK PAKMARK AGRIOLOG	R 860,00	R 129,00	R 989,00	USB MULTIPLUG SURGE 12WAY	PLANNING AND DEVELOPMENT	P&D:ENVIRONMENTAL MANAGEMENT & CONSERVATION
	141902	270344	2025/01/09	KAAP AGRI AGRIMARK LIQUORMARK PAKMARK AGRIOLOG	R 710,00	R 106,50	R 816,50	MULTIPLUG HIGH SURGE 8 WAY	PLANNING AND DEVELOPMENT	P&D:ENVIRONMENTAL MANAGEMENT & CONSERVATION
11	141919	270345	2025/01/10	HERMANUS LOCKSMITHS AND SECURITY (PTY) LTD	R 760,87	R 114,13	R 875,00	KEYS CUT	MUNICIPAL PUBLIC SAFETY	MPS:LAW ENFORCEMENT SERVICES
	141919	270345	2025/01/10	HERMANUS LOCKSMITHS AND SECURITY (PTY) LTD	R 169,58	R 25,42	R 195,00	CYLINDER EXCHANGE	MUNICIPAL PUBLIC SAFETY	MPS:LAW ENFORCEMENT SERVICES
	141919	270345	2025/01/10	HERMANUS LOCKSMITHS AND SECURITY (PTY) LTD	R 604,35	R 90,65	R 695,00	SERVICE CALL & LABOUR - REPLACE LOCK	MUNICIPAL PUBLIC SAFETY	MPS:LAW ENFORCEMENT SERVICES
12	141942	270346	2025/01/10	GANSBAAI BUILD IT (PTY) LTD	R 817,39	R 122,60	R 939,99	BI UNIVERSAL UNDERCOAT WHITE 5L	INFRASTRUCTURE SERVICES	INFRA:ELECTRICAL:GB&ST
	141942	270346	2025/01/10	GANSBAAI BUILD IT (PTY) LTD	R 108,69	R 16,30	R 124,99	NS4 METAL PRIMER WHITE 500ML	INFRASTRUCTURE SERVICES	INFRA:ELECTRICAL:GB&ST
	141942	270346	2025/01/10	GANSBAAI BUILD IT (PTY) LTD	R 139,13	R 20,86	R 159,99	DROP SHEET 2MX5MX80MICRON	INFRASTRUCTURE SERVICES	INFRA:ELECTRICAL:GB&ST
	141942	270346	2025/01/10	GANSBAAI BUILD IT (PTY) LTD	R 608,60	R 91,23	R 699,83	SIKACRYL-S ACR FLEXIBLE SEALANT	INFRASTRUCTURE SERVICES	INFRA:ELECTRICAL:GB&ST
13	141939	270347	2025/01/10	HERMANUS OFFICE NATIONAL	R 689,93	R 103,18	R 793,11	LOGLIFE MILK 6X1L X 6	CORPORATE SERVICES	CORP:HUMAN RESOURCES MANAGEMENT
	141939	270347	2025/01/10	HERMANUS OFFICE NATIONAL	R 406,87	R 61,02	R 467,89	SUGAR WHITE 2.5KG X 6	CORPORATE SERVICES	CORP:HUMAN RESOURCES MANAGEMENT
14	141959	270348	2025/01/10	KLEINMOND BOUHANDEL	R 134,79	R 20,21	R 155,00	SV 40 X 90 BEND PLAIN SABS	COMMUNITY SERVICES	COMM:RESORTS:KLEINMOND & PALMIET
	141959	270348	2025/01/10	KLEINMOND BOUHANDEL	R 179,14	R 26,86	R 206,00	UT COUPLER STRAIGHT C X C 15MM	COMMUNITY SERVICES	COMM:RESORTS:KLEINMOND & PALMIET
	141959	270348	2025/01/10	KLEINMOND BOUHANDEL	R 250,44	R 37,56	R 288,00	RED FEMALE IRON ELBOW 15MMX3/4	COMMUNITY SERVICES	COMM:RESORTS:KLEINMOND & PALMIET
	141959	270348	2025/01/10	KLEINMOND BOUHANDEL	R 201,74	R 30,26	R 232,00	UT ELBOW C X C 15MM	COMMUNITY SERVICES	COMM:RESORTS:KLEINMOND & PALMIET

#	Requisition #	Order #	Order Date	Creditor Name	Amount (Excl VAT)	VAT	Amount (Incl VAT)	Description of goods/service	Directorate	Department
	141959	270348	2025/01/10	KLEINMOND BOUHANDEL	R 166,09	R 24,91	R 191,00	UT FEMALE IRON ELBOW 1/2 X 15MM"	COMMUNITY SERVICES	COMM:RESORTS:KLEINMOND & PALMIET
	141959	270348	2025/01/10	KLEINMOND BOUHANDEL	R 137,40	R 20,60	R 158,00	UT COUPLER STRAIGHT C X C 15MM X 1/2"  *"	COMMUNITY SERVICES	COMM:RESORTS:KLEINMOND & PALMIET
	141959	270348	2025/01/10	KLEINMOND BOUHANDEL	R 63,40	R 9,50	R 72,90	SV PVC PIPE 40MM P/M	COMMUNITY SERVICES	COMM:RESORTS:KLEINMOND & PALMIET
15	141915	270349	2025/01/10	CAPRICHEM SACCS (PTY) LTD	R 26 010,00	R 3 901,50	R 29 911,50	RECYCLE BAGS:750X950X25	FINANCIAL SERVICES	FIN:SUPPLY CHAIN MANAGEMENT
	141814	270350	2025/01/10	KLEINMOND BOUHANDEL	R 44,53	R 6,67	R 51,20	STOP END STD 15MM UT	COMMUNITY SERVICES	COMM:BEACHES
	141814	270350	2025/01/10	KLEINMOND BOUHANDEL	R 80,70	R 12,10	R 92,80	UT ELBOW C X C 15MM	COMMUNITY SERVICES	COMM:BEACHES
16	141814	270350	2025/01/10	KLEINMOND BOUHANDEL	R 71,66	R 10,74	R 82,40	UT COUPLER STRAIGHT C X C 15MM	COMMUNITY SERVICES	COMM:BEACHES
	141814	270350	2025/01/10	KLEINMOND BOUHANDEL	R 66,44	R 9,96	R 76,40	UT FEMALE IRON ELBOW 1/2" X 15MM	COMMUNITY SERVICES	COMM:BEACHES
	141814	270350	2025/01/10	KLEINMOND BOUHANDEL	R 254,61	R 38,19	R 292,80	STOP TAP 15MM PROCLOSE	COMMUNITY SERVICES	COMM:BEACHES
	141953	270354	2025/01/10	OVERBERG AGRI BEDRYWE (PTY) LTD	R 401,74	R 60,26	R 462,00	SHADECLOTH UNIVERSAL H80 SILV ER 3M P/M	COMMUNITY SERVICES	COMM:BEACHES
17	141953	270354	2025/01/10	OVERBERG AGRI BEDRYWE (PTY) LTD	R 674,79	R 101,21	R 776,00	LOCKSET PREMIUM HD SP 2LEVER CP	COMMUNITY SERVICES	COMM:BEACHES
	141953	270354	2025/01/10	OVERBERG AGRI BEDRYWE (PTY) LTD	R 586,96	R 88,04	R 675,00	LOCK INSERT SABS PREMIUM BP 3L	COMMUNITY SERVICES	COMM:BEACHES
	141953	270354	2025/01/10	OVERBERG AGRI BEDRYWE (PTY) LTD	R 69,58	R 10,43	R 80,01	TOU POLYESTER BRAID 6MM P/M	COMMUNITY SERVICES	COMM:BEACHES
	141933	270355	2025/01/13	BARGAIN BOOKS	R 214,35	R 32,15	R 246,50	(Book) WAAR DIE DORINGBOME SING ELIZE PARKER	COMMUNITY SERVICES	COMM:LIBRARY SERVICES
	141933	270355	2025/01/13	BARGAIN BOOKS	R 214,35	R 32,15	R 246,50	(Book) VROUE MET VLERKE KRISTEL LOOTS	COMMUNITY SERVICES	COMM:LIBRARY SERVICES
	141933	270355	2025/01/13	BARGAIN BOOKS	R 57,40	R 8,60	R 66,00	(Book) TYDLOOS MADELIE HUMAN	COMMUNITY SERVICES	COMM:LIBRARY SERVICES
	141933	270355	2025/01/13	BARGAIN BOOKS	R 57,40	R 8,60	R 66,00	(Book)SOMERSON MADELIE HUMAN	COMMUNITY SERVICES	COMM:LIBRARY SERVICES
	141933	270355	2025/01/13	BARGAIN BOOKS	R 57,40	R 8,60	R 66,00	(Book)OMDAT JY DIE EEN IS ELSA WINCKLER	COMMUNITY SERVICES	COMM:LIBRARY SERVICES
	141933	270355	2025/01/13	BARGAIN BOOKS	R 258,70	R 38,80	R 297,50	(Book)OMDAT EK EN JY OMNIBUS ELSA WINKCKLER	COMMUNITY SERVICES	COMM:LIBRARY SERVICES
18	141933	270355	2025/01/13	BARGAIN BOOKS	R 57,40	R 8,60	R 66,00	(Book) MAN IN MY KERSKOUS MADELIE HUMAN	COMMUNITY SERVICES	COMM:LIBRARY SERVICES
	141933	270355	2025/01/13	BARGAIN BOOKS	R 57,40	R 8,60	R 66,00	(Book)LIEFDE VIR DIE MIDDELKIND KRISTEL LOOTS	COMMUNITY SERVICES	COMM:LIBRARY SERVICES
	141933	270355	2025/01/13	BARGAIN BOOKS	R 57,40	R 8,60	R 66,00	(Book) KERSFEESLYSIE DINA BOTHA	COMMUNITY SERVICES	COMM:LIBRARY SERVICES
	141933	270355	2025/01/13	BARGAIN BOOKS	R 214,35	R 32,15	R 246,50	(Book) HELENE DE KOCK KEUR 9	COMMUNITY SERVICES	COMM:LIBRARY SERVICES
	141933	270355	2025/01/13	BARGAIN BOOKS	R 57,40	R 8,60	R 66,00	(Book)HART VAN YS DID POTGIETER	COMMUNITY SERVICES	COMM:LIBRARY SERVICES
	141933	270355	2025/01/13	BARGAIN BOOKS	R 214,35	R 32,15	R 246,50	(Book) CHRISTINE LE ROUX KEUR 9	COMMUNITY SERVICES	COMM:LIBRARY SERVICES
	141933	270355	2025/01/13	BARGAIN BOOKS	R 57,40	R 8,60	R 66,00	(Book) BELOOFDE LAND, BELOOFDE LIEFDE MARLENE BREYTENBACH	COMMUNITY SERVICES	COMM:LIBRARY SERVICES

#	Requisition #	Order #	Order Date	Creditor Name	Amount (Excl VAT)	VAT	Amount (Incl VAT)	Description of goods/service	Directorate	Department
	141933	270355	2025/01/13	BARGAIN BOOKS	R 57,40	R 8,60	R 66,00	(Book) 'N FIETS VIR TWEE ILZE BEUKES	COMMUNITY SERVICES	COMM:LIBRARY SERVICES
19	141982	270356	2025/01/13	LOGITECH MK 235 WIRLESS KEYBOARD AND MOUSE COMBO X 2	R 1 528,00	R -	R 1 528,00	LOGITECH MK 235 WIRLESS KEYBOARD AND MOUSE COMBO X 2	COMMUNITY SERVICES	COMM:RESORTS:ONRUS CARAVAN PARK
20	141794	270357	2025/01/13	NOLADA 8 (PTY) LTD	R 1 510,00	R 226,50	R 1 736,50	DRAIN KIT PROF 6MM 10X1M LD	COMMUNITY SERVICES	COMM:RESORTS:KLEINMOND & PALMIET
	141794	270357	2025/01/13	NOLADA 8 (PTY) LTD	R 1 158,00	R 173,70	R 1 331,70	TOILET SEAT WHITE MDF WITH HOSE TAIL	COMMUNITY SERVICES	COMM:RESORTS:KLEINMOND & PALMIET
	141794	270357	2025/01/13	NOLADA 8 (PTY) LTD	R 420,00	R 63,00	R 483,00	GARDEN TAP PROCLOSE 15MM WITH HOSE TAIL	COMMUNITY SERVICES	COMM:RESORTS:KLEINMOND & PALMIET
21	141991	270358	2025/01/13	OK FOODS GANSBAAI	R 678,25	R 101,73	R 779,98	2 X SAVORY SENSATION PLATTERS	MUNICIPAL PUBLIC SAFETY	MPS:DIRECTOR: MUNICIPAL PUBLIC SAFETY
	141991	270358	2025/01/13	OK FOODS GANSBAAI	R 347,82	R 52,17	R 399,99	1 X MEAT AND CHICKEN MASTER PIECE PLATTER	MUNICIPAL PUBLIC SAFETY	MPS:DIRECTOR: MUNICIPAL PUBLIC SAFETY
	141991	270358	2025/01/13	OK FOODS GANSBAAI	R 112,15	R 16,82	R 128,97	3 X 2LT ASSORTED JUICE	MUNICIPAL PUBLIC SAFETY	MPS:DIRECTOR: MUNICIPAL PUBLIC SAFETY
22	141274	270359	2025/01/13	NOLADA 8 (PTY) LTD	R 6 196,91	R 929,53	R 7 126,44	25 KG BOU KALK	COMMUNITY SERVICES	COMM:SPORTSFIELDS
23	140715	270360	2025/01/14	ITHUBA INDUSTRIES	R 4 739,14	R 710,86	R 5 450,00	Y JUNCTION CLASS6 160X160X110MM	INFRASTRUCTURE SERVICES	INFRA:WATER:GANSBAAI & STANFORD
	140715	270360	2025/01/14	ITHUBA INDUSTRIES	R 626,09	R 93,91	R 720,00	50MM SOLVENT TEE PIECE	INFRASTRUCTURE SERVICES	INFRA:WATER:GANSBAAI & STANFORD
	140715	270360	2025/01/14	ITHUBA INDUSTRIES	R 484,79	R 72,71	R 557,50	50MM SOLVENT 90DEGREE ELBOW	INFRASTRUCTURE SERVICES	INFRA:WATER:GANSBAAI & STANFORD
	140715	270360	2025/01/14	ITHUBA INDUSTRIES	R 280,44	R 42,06	R 322,50	50MM SOLVENT COUPLER	INFRASTRUCTURE SERVICES	INFRA:WATER:GANSBAAI & STANFORD
	140715	270360	2025/01/14	ITHUBA INDUSTRIES	R 223,92	R 33,58	R 257,50	50MM SOLVENT END CAPS	INFRASTRUCTURE SERVICES	INFRA:WATER:GANSBAAI & STANFORD
	140715	270360	2025/01/14	ITHUBA INDUSTRIES	R 1 982,61	R 297,39	R 2 280,00	50MM PVC SOCKETED CLASS 6 PIPE	INFRASTRUCTURE SERVICES	INFRA:WATER:GANSBAAI & STANFORD
	140715	270360	2025/01/14	ITHUBA INDUSTRIES	R 402,18	R 60,32	R 462,50	50MM SOLVENT 45DEGREE ELBOW	INFRASTRUCTURE SERVICES	INFRA:WATER:GANSBAAI & STANFORD
24	141770	270361	2025/01/14	HARIKISUN GENERAL DEALERS (PTY) LTD	R 776,00	R -	R 776,00	WOOD FURNITURE POLISH 30ML X12 + DELIVERY	PLANNING AND DEVELOPMENT	P&D:TOURISM
	141770	270361	2025/01/14	HARIKISUN GENERAL DEALERS (PTY) LTD	R 504,00	R -	R 504,00	TILE POLISH 5LITRES X3	PLANNING AND DEVELOPMENT	P&D:TOURISM
	141770	270361	2025/01/14	HARIKISUN GENERAL DEALERS (PTY) LTD	R 420,00	R -	R 420,00	THICK BLEACH CLEANER 750ML X12	PLANNING AND DEVELOPMENT	P&D:TOURISM
	141770	270361	2025/01/14	HARIKISUN GENERAL DEALERS (PTY) LTD	R 288,00	R -	R 288,00	AIR FRESHNER 280ML X12	PLANNING AND DEVELOPMENT	P&D:TOURISM
	141770	270361	2025/01/14	HARIKISUN GENERAL DEALERS (PTY) LTD	R 552,00	R -	R 552,00	WINDOW CLEANER 750ML X12	PLANNING AND DEVELOPMENT	P&D:TOURISM
	141085	270362	2025/01/14	NOLADA 8 (PTY) LTD	R 26,00	R 3,90	R 29,90	HAWK PLASTIC LASHER	INFRASTRUCTURE SERVICES	INFRA:ROADS:HERMANUS
	141085	270362	2025/01/14	NOLADA 8 (PTY) LTD	R 45,00	R 6,75	R 51,75	TROWEL PLASTICER PLASTIC HANDLE LASHER	INFRASTRUCTURE SERVICES	INFRA:ROADS:HERMANUS
	141085	270362	2025/01/14	NOLADA 8 (PTY) LTD	R 44,00	R 6,60	R 50,60	BRUSH WHITE WASH SYNTH	INFRASTRUCTURE SERVICES	INFRA:ROADS:HERMANUS
	141085	270362	2025/01/14	NOLADA 8 (PTY) LTD	R 22,00	R 3,30	R 25,30	FLOAT NYLON SMOOTH BLACK WALDO	INFRASTRUCTURE SERVICES	INFRA:ROADS:HERMANUS
	141085	270362	2025/01/14	NOLADA 8 (PTY) LTD	R 50,00	R 7,50	R 57,50	TROWEL BRICK LASHER VICKER ROSA	INFRASTRUCTURE SERVICES	INFRA:ROADS:HERMANUS

#	Requisition #	Order #	Order Date	Creditor Name	Amount (Excl VAT)	VAT	Amount (Incl VAT)	Description of goods/service	Directorate	Department
25	141085	270362	2025/01/14	NOLADA 8 (PTY) LTD	R 407,00	R 61,05	R 468,05	HAMMER CLUM 1.8KG LASHER WOODEN HANDLE	INFRASTRUCTURE SERVICES	INFRA:ROADS:HERMANUS
	141085	270362	2025/01/14	NOLADA 8 (PTY) LTD	R 167,00	R 25,05	R 192,05	BOLSTER BRICK RUBBER GRIP 100MM	INFRASTRUCTURE SERVICES	INFRA:ROADS:HERMANUS
	141085	270362	2025/01/14	NOLADA 8 (PTY) LTD	R 1 225,00	R 183,75	R 1 408,75	HAMMER SLEDGE POLY HANDLE 6.3KG	INFRASTRUCTURE SERVICES	INFRA:ROADS:HERMANUS
	141085	270362	2025/01/14	NOLADA 8 (PTY) LTD	R 164,00	R 24,60	R 188,60	EDGING STRAIGHT DUTY MEDIUM 2.0M	INFRASTRUCTURE SERVICES	INFRA:ROADS:HERMANUS
	141085	270362	2025/01/14	NOLADA 8 (PTY) LTD	R 262,00	R 39,30	R 301,30	LEVEL STANLEY CLASSIC 800MM	INFRASTRUCTURE SERVICES	INFRA:ROADS:HERMANUS
	141085	270362	2025/01/14	NOLADA 8 (PTY) LTD	R 28,00	R 4,20	R 32,20	LINE BUILDERS 0.9MM X 100M	INFRASTRUCTURE SERVICES	INFRA:ROADS:HERMANUS
	141085	270362	2025/01/14	NOLADA 8 (PTY) LTD	R 37,00	R 5,55	R 42,55	LINE PIN C/P WALDO (2)	INFRASTRUCTURE SERVICES	INFRA:ROADS:HERMANUS
	141085	270362	2025/01/14	NOLADA 8 (PTY) LTD	R 90,00	R 13,50	R 103,50	SQUARE BUILDERS 400MM X 600MM	INFRASTRUCTURE SERVICES	INFRA:ROADS:HERMANUS
	141085	270362	2025/01/14	NOLADA 8 (PTY) LTD	R 36,00	R 5,40	R 41,40	TOWEL GAUGING LASHER 175MM	INFRASTRUCTURE SERVICES	INFRA:ROADS:HERMANUS
	141085	270362	2025/01/14	NOLADA 8 (PTY) LTD	R 63,00	R 9,45	R 72,45	JOINTER VICK GRANDO SINGLE GROOVE 53	INFRASTRUCTURE SERVICES	INFRA:ROADS:HERMANUS
	141085	270362	2025/01/14	NOLADA 8 (PTY) LTD	R 17,00	R 2,55	R 19,55	TROWEL CORNER SHARP INSIDE 150MM	INFRASTRUCTURE SERVICES	INFRA:ROADS:HERMANUS
	141085	270362	2025/01/14	NOLADA 8 (PTY) LTD	R 18,00	R 2,70	R 20,70	TROWEL CORNER SHARP OUTSIDE 150MM	INFRASTRUCTURE SERVICES	INFRA:ROADS:HERMANUS
	141085	270362	2025/01/14	NOLADA 8 (PTY) LTD	R 149,00	R 22,35	R 171,35	TAPE MEASURE STANLEY TYLON 8M	INFRASTRUCTURE SERVICES	INFRA:ROADS:HERMANUS
	141085	270362	2025/01/14	NOLADA 8 (PTY) LTD	R 95,00	R 14,25	R 109,25	MALLET RUBBER TITAN 700G	INFRASTRUCTURE SERVICES	INFRA:ROADS:HERMANUS
	141085	270362	2025/01/14	NOLADA 8 (PTY) LTD	R 2 085,00	R 312,75	R 2 397,75	WHEELBARROW LASHER FALCON STEEL PERMAWHEEL	INFRASTRUCTURE SERVICES	INFRA:ROADS:HERMANUS
	141085	270362	2025/01/14	NOLADA 8 (PTY) LTD	R 216,00	R 32,40	R 248,40	HAMMER CLAW TITAN ALL-STEEL BLACK 550G	INFRASTRUCTURE SERVICES	INFRA:ROADS:HERMANUS
	141085	270362	2025/01/14	NOLADA 8 (PTY) LTD	R 342,00	R 51,30	R 393,30	RATCHET STRAP END 50MM X 0.5M	INFRASTRUCTURE SERVICES	INFRA:ROADS:HERMANUS
141085	270362	2025/01/14	NOLADA 8 (PTY) LTD	R 376,00	R 56,40	R 432,40	RATCHET STRAP 50MMX 20M	INFRASTRUCTURE SERVICES	INFRA:ROADS:HERMANUS	
141085	270362	2025/01/14	NOLADA 8 (PTY) LTD	R 95,00	R 14,25	R 109,25	KNEE PAD HARD D/STRAP	INFRASTRUCTURE SERVICES	INFRA:ROADS:HERMANUS	
26	141978	270368	2025/01/14	GANSBAAI BUILD IT (PTY) LTD	R 730,31	R 109,56	R 839,87	SANDING DISC VEL 125MM 40G W/HOLES	INFRASTRUCTURE SERVICES	INFRA:ELECTRICAL:GB&ST
	141978	270368	2025/01/14	GANSBAAI BUILD IT (PTY) LTD	R 547,70	R 82,16	R 629,86	SANDING DISC VEL 125MM 80G W/HOLES	INFRASTRUCTURE SERVICES	INFRA:ELECTRICAL:GB&ST
	141978	270368	2025/01/14	GANSBAAI BUILD IT (PTY) LTD	R 452,15	R 67,82	R 519,97	TURPENTINE MINERAL 5LT CONTINENTAL	INFRASTRUCTURE SERVICES	INFRA:ELECTRICAL:GB&ST
27	141954	270369	2025/01/14	BUCO HERMANUS	R 1 404,06	R 210,60	R 1 614,66	ALUMINIUM FLASHING 225MM X 10M FLASHBAND	MUNICIPAL PUBLIC SAFETY	MPS:LAW ENFORCEMENT SERVICES
	141954	270369	2025/01/14	BUCO HERMANUS	R 195,80	R 29,37	R 225,17	CARTRIDGE 220G CADAC	MUNICIPAL PUBLIC SAFETY	MPS:LAW ENFORCEMENT SERVICES
28	141980	270370	2025/01/14	TALISMAN HIRE HERMANUS	R 1 252,08	R 187,81	R 1 439,89	ROLLER LAWN - SPIKE DRUM	COMMUNITY SERVICES	COMM:SPORTSFIELDS
29	141877	270372	2025/01/15	KAAP AGRI AGRIMARK LIQUORMARK PAKMARK AGRIOLOG	R 18 037,48	R 2 705,62	R 20 743,10	AGRICOL RYE FESCUE MIX PER KG	COMMUNITY SERVICES	COMM:SPORTSFIELDS

#	Requisition #	Order #	Order Date	Creditor Name	Amount (Excl VAT)	VAT	Amount (Incl VAT)	Description of goods/service	Directorate	Department
30	141844	270373	2025/01/15	OFFICETECH	R 690,00	R 103,50	R 793,50	ARCH LEVER FILE (BLUE)	MUNICIPAL PUBLIC SAFETY	MPS:DIRECTOR: MUNICIPAL PUBLIC SAFETY
	141844	270373	2025/01/15	OFFICETECH	R 690,00	R 103,50	R 793,50	ARCH LEVER FILES (BLACK)	MUNICIPAL PUBLIC SAFETY	MPS:DIRECTOR: MUNICIPAL PUBLIC SAFETY
	141844	270373	2025/01/15	OFFICETECH	R 101,55	R 15,23	R 116,78	A4 PASTEL BOARD PAPER - WHITE (PER PACK)	MUNICIPAL PUBLIC SAFETY	MPS:DIRECTOR: MUNICIPAL PUBLIC SAFETY
	141844	270373	2025/01/15	OFFICETECH	R 1 166,80	R 175,02	R 1 341,82	A5 NOTEBOOK - WRITTING PAD (BLACK)	MUNICIPAL PUBLIC SAFETY	MPS:DIRECTOR: MUNICIPAL PUBLIC SAFETY
	141844	270373	2025/01/15	OFFICETECH	R 229,75	R 34,46	R 264,21	SIGN HERE - STICK NOTE (PACK)	MUNICIPAL PUBLIC SAFETY	MPS:DIRECTOR: MUNICIPAL PUBLIC SAFETY
	141844	270373	2025/01/15	OFFICETECH	R 38,00	R 5,70	R 43,70	STAPLE REMOVER	MUNICIPAL PUBLIC SAFETY	MPS:DIRECTOR: MUNICIPAL PUBLIC SAFETY
	141844	270373	2025/01/15	OFFICETECH	R 195,00	R 29,25	R 224,25	BOARD LEVER ARCH FILE	MUNICIPAL PUBLIC SAFETY	MPS:DIRECTOR: MUNICIPAL PUBLIC SAFETY
	141844	270373	2025/01/15	OFFICETECH	R 433,00	R 64,95	R 497,95	A4 DIVIDERS (10 PER PACK)	MUNICIPAL PUBLIC SAFETY	MPS:DIRECTOR: MUNICIPAL PUBLIC SAFETY
	141844	270373	2025/01/15	OFFICETECH	R 375,25	R 56,29	R 431,54	ENERGEL BL 77 - RED COLOR (12 PCS)	MUNICIPAL PUBLIC SAFETY	MPS:DIRECTOR: MUNICIPAL PUBLIC SAFETY
	141844	270373	2025/01/15	OFFICETECH	R 1 125,75	R 168,86	R 1 294,61	ENERGEL BL 77 - BLACK INK	MUNICIPAL PUBLIC SAFETY	MPS:DIRECTOR: MUNICIPAL PUBLIC SAFETY
	141844	270373	2025/01/15	OFFICETECH	R 181,25	R 27,19	R 208,44	WHITE BOARD CLEANER 250ML X 5	MUNICIPAL PUBLIC SAFETY	MPS:DIRECTOR: MUNICIPAL PUBLIC SAFETY
	141844	270373	2025/01/15	OFFICETECH	R 1 026,50	R 153,98	R 1 180,48	SCREEN CLEANING WIPES X 10	MUNICIPAL PUBLIC SAFETY	MPS:DIRECTOR: MUNICIPAL PUBLIC SAFETY
31	140608	270375	2025/01/15	HERMANUS MOWER CENTRE	R 60,87	R 9,13	R 70,00	SPARK PLUGS BOSCH WSR 6F	COMMUNITY SERVICES	COMM:CEMETERIES
	140608	270375	2025/01/15	HERMANUS MOWER CENTRE	R 80,43	R 12,06	R 92,49	AIRFILTER FOAM MARUYAMA 2 PACK	COMMUNITY SERVICES	COMM:CEMETERIES
	140608	270375	2025/01/15	HERMANUS MOWER CENTRE	R 39,13	R 5,87	R 45,00	CARB CLEANER	COMMUNITY SERVICES	COMM:CEMETERIES
	140608	270375	2025/01/15	HERMANUS MOWER CENTRE	R 558,00	R 83,70	R 641,70	MARUYCLUTCH ASSY	COMMUNITY SERVICES	COMM:CEMETERIES
	140608	270375	2025/01/15	HERMANUS MOWER CENTRE	R 478,26	R 71,74	R 550,00	MARUYAMA CLUTCH DRUM	COMMUNITY SERVICES	COMM:CEMETERIES
	140608	270375	2025/01/15	HERMANUS MOWER CENTRE	R 134,35	R 20,15	R 154,50	BEARING SKF 6210-2RSH/C3	COMMUNITY SERVICES	COMM:CEMETERIES
	140608	270375	2025/01/15	HERMANUS MOWER CENTRE	R 47,83	R 7,17	R 55,00	SUNDRIES (MISC. ITEMS & CLEANING MATERIALS)	COMMUNITY SERVICES	COMM:CEMETERIES
	140608	270375	2025/01/15	HERMANUS MOWER CENTRE	R 330,45	R 49,56	R 380,01	LABOUR	COMMUNITY SERVICES	COMM:CEMETERIES
32	142014	270376	2025/01/16	GANSBAAI AIRCON AND REFRIGERATION CC	R 850,00	R 127,50	R 977,50	REGAS AIR CONDITIONER R410 GAS	COMMUNITY SERVICES	COMM:LIBRARY SERVICES
	142014	270376	2025/01/16	GANSBAAI AIRCON AND REFRIGERATION CC	R 420,00	R 63,00	R 483,00	LABOUR (REPAIR FLAIR NUTS)	COMMUNITY SERVICES	COMM:LIBRARY SERVICES
33	142002	270377	2025/01/16	BUCO HERMANUS	R 1 179,13	R 176,86	R 1 355,99	STEEL PULLEY 13 X 100 X 30MM	COMMUNITY SERVICES	COMM:PARKS AND OPEN SPACES
	142002	270377	2025/01/16	BUCO HERMANUS	R 33,92	R 5,07	R 38,99	COACH SCREW GALVANISED 6 X 50MM(16)	COMMUNITY SERVICES	COMM:PARKS AND OPEN SPACES
34	141986	270378	2025/01/16	HERMANUS EXTINGUISHER SERVICES	R 320,00	R 48,00	R 368,00	SERVICE OF FIRE EXTINGUISHER	COMMUNITY SERVICES	COMM:LIBRARY SERVICES
	142013	270379	2025/01/16	KLEINMOND BOUHANDEL	R 289,48	R 43,42	R 332,90	SPANNER ADJUSTABLE 300MM	COMMUNITY SERVICES	COMM:FACILITIES & HALLS

#	Requisition #	Order #	Order Date	Creditor Name	Amount (Excl VAT)	VAT	Amount (Incl VAT)	Description of goods/service	Directorate	Department
35	142013	270379	2025/01/16	KLEINMOND BOUHANDEL	R 237,31	R 35,59	R 272,90	PLIER WATERPUMP 300MM GRIP HANDLE	COMMUNITY SERVICES	COMM:FACILITIES & HALLS
	142013	270379	2025/01/16	KLEINMOND BOUHANDEL	R 239,31	R 35,89	R 275,20	RIVET GUN HEAVY DUTY	COMMUNITY SERVICES	COMM:FACILITIES & HALLS
36	141936	270380	2025/01/16	BIDVEST WALTONS	R 1 714,95	R 257,24	R 1 972,19	DIARY A4 PAGE A DAY BLK	MUNICIPAL PUBLIC SAFETY	MPS:TRAFFIC SERVICES
	141936	270380	2025/01/16	BIDVEST WALTONS	R 1 110,24	R 166,54	R 1 276,78	DIARY A5 PAGE A DAY BLK	MUNICIPAL PUBLIC SAFETY	MPS:TRAFFIC SERVICES
37	141925	270382	2025/01/16	NOLADA 8 (PTY) LTD	R 2 700,00	R 405,00	R 3 105,00	30LT ABOVE BASIN GEYSER	COMMUNITY SERVICES	COMM:FACILITIES & HALLS
	141839	270383	2025/01/16	PROREDO BELEGGINGS (PTY) LTD	R 643,47	R 96,51	R 739,98	1 TEXT STAMP SELF INKER COMPLETE STA	INFRASTRUCTURE SERVICES	INFRA:PRINCIPAL TECHNOLOGIST CIVIL:GANSBAAI & STANFORD
	141839	270383	2025/01/16	PROREDO BELEGGINGS (PTY) LTD	R 500,87	R 75,13	R 576,00	RUBBERSTAMP PRINTY SELF INKING LINE DATER 3	INFRASTRUCTURE SERVICES	INFRA:PRINCIPAL TECHNOLOGIST CIVIL:GANSBAAI & STANFORD
	141839	270383	2025/01/16	PROREDO BELEGGINGS (PTY) LTD	R 111,26	R 16,68	R 127,94	A4 - SAD DAIRY PADDED STANDARD 297MMX210MM - RED	INFRASTRUCTURE SERVICES	INFRA:PRINCIPAL TECHNOLOGIST CIVIL:GANSBAAI & STANFORD
	141839	270383	2025/01/16	PROREDO BELEGGINGS (PTY) LTD	R 66,88	R 10,03	R 76,91	A5 - SAD DAIRY PADDED STANDARD 210MMX148MM	INFRASTRUCTURE SERVICES	INFRA:PRINCIPAL TECHNOLOGIST CIVIL:GANSBAAI & STANFORD
	141839	270383	2025/01/16	PROREDO BELEGGINGS (PTY) LTD	R 256,32	R 38,44	R 294,76	CLAM PLIER STAPLER	INFRASTRUCTURE SERVICES	INFRA:PRINCIPAL TECHNOLOGIST CIVIL:GANSBAAI & STANFORD
	141839	270383	2025/01/16	PROREDO BELEGGINGS (PTY) LTD	R 1 063,73	R 159,55	R 1 223,28	PENTEL SUPERB BALLPOINT PEN FINE POINT BK77 - BLACK	INFRASTRUCTURE SERVICES	INFRA:PRINCIPAL TECHNOLOGIST CIVIL:GANSBAAI & STANFORD
	141839	270383	2025/01/16	PROREDO BELEGGINGS (PTY) LTD	R 90,00	R 13,50	R 103,50	ROLLERBALL RETRACTABLE 0.7MM - RED	INFRASTRUCTURE SERVICES	INFRA:PRINCIPAL TECHNOLOGIST CIVIL:GANSBAAI & STANFORD
	141839	270383	2025/01/16	PROREDO BELEGGINGS (PTY) LTD	R 57,05	R 8,55	R 65,60	CLIP PAPER SMALL SILVER 25MM (BOX 100)	INFRASTRUCTURE SERVICES	INFRA:PRINCIPAL TECHNOLOGIST CIVIL:GANSBAAI & STANFORD
	141839	270383	2025/01/16	PROREDO BELEGGINGS (PTY) LTD	R 85,96	R 12,89	R 98,85	PAPER CLIP GIANT PLAIN SILVER 50MM (BOX 100)	INFRASTRUCTURE SERVICES	INFRA:PRINCIPAL TECHNOLOGIST CIVIL:GANSBAAI & STANFORD
	141839	270383	2025/01/16	PROREDO BELEGGINGS (PTY) LTD	R 119,95	R 17,99	R 137,94	STAPLES 6MM NO26/6 (BOX 5000)	INFRASTRUCTURE SERVICES	INFRA:PRINCIPAL TECHNOLOGIST CIVIL:GANSBAAI & STANFORD

#	Requisition #	Order #	Order Date	Creditor Name	Amount (Excl VAT)	VAT	Amount (Incl VAT)	Description of goods/service	Directorate	Department
38	141839	270383	2025/01/16	PROREDO BELEGGINGS (PTY) LTD	R 178,57	R 26,78	R 205,35	DESK DRAWER ORGANISER PLASTIC 9841	INFRASTRUCTURE SERVICES	INFRA:PRINCIPAL TECHNOLOGIST CIVIL:GANSBAAI & STANFORD
	141839	270383	2025/01/16	PROREDO BELEGGINGS (PTY) LTD	R 54,76	R 8,21	R 62,97	HARD COVER COUNTER BOOK 2 QUIRE FIMT & MARGIN - A4	INFRASTRUCTURE SERVICES	INFRA:PRINCIPAL TECHNOLOGIST CIVIL:GANSBAAI & STANFORD
	141839	270383	2025/01/16	PROREDO BELEGGINGS (PTY) LTD	R 11,26	R 1,68	R 12,94	SHATTER RESISTANT RULER 30CM CLEAR	INFRASTRUCTURE SERVICES	INFRA:PRINCIPAL TECHNOLOGIST CIVIL:GANSBAAI & STANFORD
	141839	270383	2025/01/16	PROREDO BELEGGINGS (PTY) LTD	R 93,74	R 14,06	R 107,80	3M POST-IT SUPER STICKY NOTES 654-6SSCY - 65 SHEETS	INFRASTRUCTURE SERVICES	INFRA:PRINCIPAL TECHNOLOGIST CIVIL:GANSBAAI & STANFORD
	141839	270383	2025/01/16	PROREDO BELEGGINGS (PTY) LTD	R 110,27	R 16,53	R 126,80	NOTES STICKY REPOSITIONABLE YELLOW 75MMX125MM	INFRASTRUCTURE SERVICES	INFRA:PRINCIPAL TECHNOLOGIST CIVIL:GANSBAAI & STANFORD
	141839	270383	2025/01/16	PROREDO BELEGGINGS (PTY) LTD	R 43,47	R 6,52	R 49,99	MARKER WHITEBOARD BULLET POINT SET OF 4 CARDED	INFRASTRUCTURE SERVICES	INFRA:PRINCIPAL TECHNOLOGIST CIVIL:GANSBAAI & STANFORD
	141839	270383	2025/01/16	PROREDO BELEGGINGS (PTY) LTD	R 136,39	R 20,45	R 156,84	CORRECTION PEN FLUID BLUE BOTTLE METAL TIP WHITE 18ML	INFRASTRUCTURE SERVICES	INFRA:PRINCIPAL TECHNOLOGIST CIVIL:GANSBAAI & STANFORD
	141839	270383	2025/01/16	PROREDO BELEGGINGS (PTY) LTD	R 149,54	R 22,42	R 171,96	HIGHLIGHTER NEON ASSORTED (SET 4)	INFRASTRUCTURE SERVICES	INFRA:PRINCIPAL TECHNOLOGIST CIVIL:GANSBAAI & STANFORD
	141839	270383	2025/01/16	PROREDO BELEGGINGS (PTY) LTD	R 143,44	R 21,51	R 164,95	PRITT GLUE STICK LARGE 22GR	INFRASTRUCTURE SERVICES	INFRA:PRINCIPAL TECHNOLOGIST CIVIL:GANSBAAI & STANFORD
	141839	270383	2025/01/16	PROREDO BELEGGINGS (PTY) LTD	R 74,75	R 11,21	R 85,96	SCOTCH MAGIC TAPE 12MMX33M 1 ROLL/PACK	INFRASTRUCTURE SERVICES	INFRA:PRINCIPAL TECHNOLOGIST CIVIL:GANSBAAI & STANFORD
	141839	270383	2025/01/16	PROREDO BELEGGINGS (PTY) LTD	R 42,58	R 6,38	R 48,96	SCISSORS STAINLESS STEEL BLADE WITH ORAGE HANDLES 215MM	INFRASTRUCTURE SERVICES	INFRA:PRINCIPAL TECHNOLOGIST CIVIL:GANSBAAI & STANFORD
	141839	270383	2025/01/16	PROREDO BELEGGINGS (PTY) LTD	R 746,23	R 111,93	R 858,16	HEAVY DUTY PUNCH 60 SHEETS CAPACITY	INFRASTRUCTURE SERVICES	INFRA:PRINCIPAL TECHNOLOGIST CIVIL:GANSBAAI & STANFORD
141839	270383	2025/01/16	PROREDO BELEGGINGS (PTY) LTD	R 40,00	R 6,00	R 46,00	TUBULAR DEST TIDY PLACTIC/ORGANIZER - BLUE AND RED	INFRASTRUCTURE SERVICES	INFRA:PRINCIPAL TECHNOLOGIST CIVIL:GANSBAAI & STANFORD	

#	Requisition #	Order #	Order Date	Creditor Name	Amount (Excl VAT)	VAT	Amount (Incl VAT)	Description of goods/service	Directorate	Department
	141839	270383	2025/01/16	PROREDO BELEGGINGS (PTY) LTD	R 168,74	R 25,31	R 194,05	CLIPBOARD A4 - 22.8X35.5CM	INFRASTRUCTURE SERVICES	INFRA:PRINCIPAL TECHNOLOGIST CIVIL:GANSBAAI & STANFORD
39	141989	270384	2025/01/16	BIDVEST WALTONS	R 337,60	R 50,64	R 388,24	BLACK PILOT BLN-VBG-7 VBALL GRIP ROLLERBALL PEN	COMMUNITY SERVICES	COMM:BUILDING MAINTENANCE
	141989	270384	2025/01/16	BIDVEST WALTONS	R 138,65	R 20,79	R 159,44	BLACK MEDIUM EUROSTAR BALLPEN REFILL 2UP FOR PARKER (2PACK)	COMMUNITY SERVICES	COMM:BUILDING MAINTENANCE
	141989	270384	2025/01/16	BIDVEST WALTONS	R 164,31	R 24,64	R 188,95	ENVELOPE SELF SEAL PLAIN C4 MANILLA 229MM X 324MM (10 PACK)	COMMUNITY SERVICES	COMM:BUILDING MAINTENANCE
	141989	270384	2025/01/16	BIDVEST WALTONS	R 121,51	R 18,21	R 139,72	EMVELOPE SEAL EASI C5 MANILLA 162 X 229MM (25 PACK)	COMMUNITY SERVICES	COMM:BUILDING MAINTENANCE
	141989	270384	2025/01/16	BIDVEST WALTONS	R 196,60	R 29,49	R 226,09	BLACK PAPERMATE INKJOY 100 BALL PEN RETRACTABLE MEDIUM NIB	COMMUNITY SERVICES	COMM:BUILDING MAINTENANCE
40	141903	270385	2025/01/16	OVERBERG AGRI BEDRYWE (PTY) LTD	R 4 500,87	R 675,13	R 5 176,00	0.75KW BOOSTER PUMP (CENTRIFUGAL)	PLANNING AND DEVELOPMENT	P&D:ENVIRONMENTAL MANAGEMENT & CONSERVATION
41	142044	270386	2025/01/16	BOLAND TOILET SERVICES (PTY) LTD	R 580,00	R 87,00	R 667,00	STANDARD TOILET HIRE PER WEEK	COMMUNITY SERVICES	COMM:BEACHES
	142044	270386	2025/01/16	BOLAND TOILET SERVICES (PTY) LTD	R 25,00	R 3,75	R 28,75	INSURANCE COVER PER WEEK	COMMUNITY SERVICES	COMM:BEACHES
	142044	270386	2025/01/16	BOLAND TOILET SERVICES (PTY) LTD	R 400,00	R 60,00	R 460,00	HANDLING FEE	COMMUNITY SERVICES	COMM:BEACHES
	142044	270386	2025/01/16	BOLAND TOILET SERVICES (PTY) LTD	R 593,04	R 88,96	R 682,00	DELIVERY	COMMUNITY SERVICES	COMM:BEACHES
42	141930	270387	2025/01/16	HARIKISUN GENERAL DEALERS (PTY) LTD	R 3 887,00	R -	R 3 887,00	DIARY A4 CTP REGENCY PAGEADAY BLK	INFRASTRUCTURE SERVICES	INFRA:PRINCIPAL TECHNOLOGIST CIVIL:HERMANUS
	141930	270387	2025/01/16	HARIKISUN GENERAL DEALERS (PTY) LTD	R 726,00	R -	R 726,00	DIARY A5 CTP REGENCY PAGEADAY BLK	INFRASTRUCTURE SERVICES	INFRA:PRINCIPAL TECHNOLOGIST CIVIL:HERMANUS
43	141872	270389	2025/01/17	HERMANUS OFFICE NATIONAL	R 126,66	R 18,99	R 145,65	X1 DIARY A4 CTP REGENCY PAGEADAY (BLACK)	CORPORATE SERVICES	CORP:DIRECTOR:CORPORATE SERVICES
	141872	270389	2025/01/17	HERMANUS OFFICE NATIONAL	R 75,42	R 11,31	R 86,73	X1 DIARY A5 CTP REGENCY PAGEADAY (BLACK)	CORPORATE SERVICES	CORP:DIRECTOR:CORPORATE SERVICES
	141872	270389	2025/01/17	HERMANUS OFFICE NATIONAL	R 87,33	R 13,09	R 100,42	X1 JOURNAL A5 CTP LINEN 192PG (BLUE)	CORPORATE SERVICES	CORP:DIRECTOR:CORPORATE SERVICES
	141872	270389	2025/01/17	HERMANUS OFFICE NATIONAL	R 266,31	R 39,94	R 306,25	X10 PEN RB PILOT BLNVBG5 VBALL XFINE GRIP (BLACK)	CORPORATE SERVICES	CORP:DIRECTOR:CORPORATE SERVICES
	141872	270389	2025/01/17	HERMANUS OFFICE NATIONAL	R 266,31	R 39,94	R 306,25	X10 PEN RB PILOT BLNVBGS VBALL XFINE GRIP (RED)	CORPORATE SERVICES	CORP:DIRECTOR:CORPORATE SERVICES
44	141947	270390	2025/01/17	HERMANUS MIDAS	R 756,00	R 113,40	R 869,40	EXPLORER SEAT COVER FRONT	MUNICIPAL PUBLIC SAFETY	MPS:FIRE, RESCUE & DISASTER MANAGEMENT
	141947	270390	2025/01/17	HERMANUS MIDAS	R 688,50	R 103,28	R 791,78	11PC CAR SEAT COVER SET (REAR & FRONT)	MUNICIPAL PUBLIC SAFETY	MPS:FIRE, RESCUE & DISASTER MANAGEMENT
45	142041	270391	2025/01/17	ERIC BOOKER PROMOTIONS (PTY) LTD	R 1 391,31	R 208,69	R 1 600,00	ROPE 10MM	COMMUNITY SERVICES	COMM:PARKS AND OPEN SPACES
46	141917	270395	2025/01/17	ADJUVO ENTERPRISES (PTY) Ltd	R 21 309,57	R 3 196,43	R 24 506,00	GLOVES: CRAYFISH	FINANCIAL SERVICES	FIN:SUPPLY CHAIN MANAGEMENT
47	141916	270396	2025/01/17	STARTUNE (PTY) LTD	R 8 198,27	R 1 229,73	R 9 428,00	BLEACH / 5L	FINANCIAL SERVICES	FIN:SUPPLY CHAIN MANAGEMENT
48	141909	270397	2025/01/17	HERMANUS WATER (PTY) LTD	R 1 620,00	R -	R 1 620,00	REFILL - 20L WATER DISPENSER BOTTLE	MUNICIPAL PUBLIC SAFETY	MPS:LAW ENFORCEMENT SERVICES

#	Requisition #	Order #	Order Date	Creditor Name	Amount (Excl VAT)	VAT	Amount (Incl VAT)	Description of goods/service	Directorate	Department
	141909	270397	2025/01/17	HERMANUS WATER (PTY) LTD	R 3 375,00	R -	R 3 375,00	REFILL - 25L WATER BOTTLE WITH TAP	MUNICIPAL PUBLIC SAFETY	MPS:LAW ENFORCEMENT SERVICES
49	141723	270398	2025/01/17	NOLADA 8 (PTY) LTD	R 4 104,00	R 615,60	R 4 719,60	GUTTER D SHAPE RANFLO 6 M	COMMUNITY SERVICES	COMM:SPORTSFIELDS
	141723	270398	2025/01/17	NOLADA 8 (PTY) LTD	R 131,00	R 19,65	R 150,65	GUTTER D SHAPE CONNECTOR REPAR	COMMUNITY SERVICES	COMM:SPORTSFIELDS
	141723	270398	2025/01/17	NOLADA 8 (PTY) LTD	R 784,00	R 117,60	R 901,60	GUTTER D SHAPE BRACKET RAINFLO	COMMUNITY SERVICES	COMM:SPORTSFIELDS
	141723	270398	2025/01/17	NOLADA 8 (PTY) LTD	R 137,00	R 20,55	R 157,55	GUTTER D SHAPE OUTLET	COMMUNITY SERVICES	COMM:SPORTSFIELDS
	141723	270398	2025/01/17	NOLADA 8 (PTY) LTD	R 800,00	R 120,00	R 920,00	GUTTER DOWNPIPE 3.0 M X 80 MM	COMMUNITY SERVICES	COMM:SPORTSFIELDS
	141723	270398	2025/01/17	NOLADA 8 (PTY) LTD	R 172,00	R 25,80	R 197,80	GUTTER D SHAPE HOLDERBAT DOWNPIPE ROUND RAINFLO	COMMUNITY SERVICES	COMM:SPORTSFIELDS
	141723	270398	2025/01/17	NOLADA 8 (PTY) LTD	R 238,50	R 35,78	R 274,28	GITTER D SHAPE BEND OFFSET DOWNPIPE ROUND	COMMUNITY SERVICES	COMM:SPORTSFIELDS
	141723	270398	2025/01/17	NOLADA 8 (PTY) LTD	R 69,00	R 10,35	R 79,35	GUTTER D SHAPE STOPEND RAINFLO	COMMUNITY SERVICES	COMM:SPORTSFIELDS
	141723	270398	2025/01/17	NOLADA 8 (PTY) LTD	R 327,60	R 49,14	R 376,74	GUTTER D SHAPE CORNER 90 RAINFLO	COMMUNITY SERVICES	COMM:SPORTSFIELDS
	141723	270398	2025/01/17	NOLADA 8 (PTY) LTD	R 160,00	R 24,00	R 184,00	GUTTER D SHAPE SHOE ROUND DOWNPIPE	COMMUNITY SERVICES	COMM:SPORTSFIELDS
	141723	270398	2025/01/17	NOLADA 8 (PTY) LTD	R 168,00	R 25,20	R 193,20	ADHESIVE PVC WELD ALCOLIN 500ML	COMMUNITY SERVICES	COMM:SPORTSFIELDS
	141723	270398	2025/01/17	NOLADA 8 (PTY) LTD	R 112,00	R 16,80	R 128,80	DRY WALL SCREWS 6MM X 32 MM(400)	COMMUNITY SERVICES	COMM:SPORTSFIELDS
	141723	270398	2025/01/17	NOLADA 8 (PTY) LTD	R 27,80	R 4,17	R 31,97	DRY WALL SCREWS 6MM X 32MM (100)	COMMUNITY SERVICES	COMM:SPORTSFIELDS
	141723	270398	2025/01/17	NOLADA 8 (PTY) LTD	R 1 085,00	R 162,75	R 1 247,75	FASCIA 12 X 225 X 3600 GR	COMMUNITY SERVICES	COMM:SPORTSFIELDS
	141723	270398	2025/01/17	NOLADA 8 (PTY) LTD	R 104,40	R 15,66	R 120,06	FASVIA JOINER H 12 X 225 PL	COMMUNITY SERVICES	COMM:SPORTSFIELDS
	141723	270398	2025/01/17	NOLADA 8 (PTY) LTD	R 98,40	R 14,76	R 113,16	FASCIA CR JOIN 12MM X 225MM	COMMUNITY SERVICES	COMM:SPORTSFIELDS
	141723	270398	2025/01/17	NOLADA 8 (PTY) LTD	R 1 225,00	R 183,75	R 1 408,75	NUTEC BOARD PL 4MM 3000 X 900	COMMUNITY SERVICES	COMM:SPORTSFIELDS
	141723	270398	2025/01/17	NOLADA 8 (PTY) LTD	R 193,20	R 28,98	R 222,18	SAFE TOP GREY 65MM 100P	COMMUNITY SERVICES	COMM:SPORTSFIELDS
	141723	270398	2025/01/17	NOLADA 8 (PTY) LTD	R 55,60	R 8,34	R 63,94	NAIL SHINGLE GALV 32MM 500 G	COMMUNITY SERVICES	COMM:SPORTSFIELDS
	141723	270398	2025/01/17	NOLADA 8 (PTY) LTD	R 218,00	R 32,70	R 250,70	PINE 1/2 ROUND 10 MM X 19 MM X 3.0 M	COMMUNITY SERVICES	COMM:SPORTSFIELDS
141723	270398	2025/01/17	NOLADA 8 (PTY) LTD	R 1 110,00	R 166,50	R 1 276,50	WHITE ALL WEATHER 20 L PAINT	COMMUNITY SERVICES	COMM:SPORTSFIELDS	
	141825	270399	2025/01/17	HERMANUS OFFICE NATIONAL	R 178,44	R 26,77	R 205,21	STAPLER FSTRIP METAL BLK	FINANCIAL SERVICES	FIN:SUPPLY CHAIN MANAGEMENT
	141825	270399	2025/01/17	HERMANUS OFFICE NATIONAL	R 149,04	R 22,36	R 171,40	TAPE DISPENSER GENMES DUAL CORE	FINANCIAL SERVICES	FIN:SUPPLY CHAIN MANAGEMENT
	141825	270399	2025/01/17	HERMANUS OFFICE NATIONAL	R 76,50	R 11,48	R 87,98	TAPE ROLL CLEAR 18X50M	FINANCIAL SERVICES	FIN:SUPPLY CHAIN MANAGEMENT
	141825	270399	2025/01/17	HERMANUS OFFICE NATIONAL	R 218,40	R 32,76	R 251,16	TABS INDEX STICKN STRIPS FILM45X12MM8PK	FINANCIAL SERVICES	FIN:SUPPLY CHAIN MANAGEMENT
	141825	270399	2025/01/17	HERMANUS OFFICE NATIONAL	R 181,30	R 27,20	R 208,50	DIVIDER POLYPROP MEECO A4 JAN-DEC RBW	FINANCIAL SERVICES	FIN:SUPPLY CHAIN MANAGEMENT

#	Requisition #	Order #	Order Date	Creditor Name	Amount (Excl VAT)	VAT	Amount (Incl VAT)	Description of goods/service	Directorate	Department
50	141825	270399	2025/01/17	HERMANUS OFFICE NATIONAL	R 187,85	R 28,18	R 216,03	FILE POCKETS TREELINE 80MIC A4 100PK	FINANCIAL SERVICES	FIN:SUPPLY CHAIN MANAGEMENT
	141825	270399	2025/01/17	HERMANUS OFFICE NATIONAL	R 126,66	R 19,00	R 145,66	DIARY A4 SAD SOFTT PAGEADAY ASSORTED P	FINANCIAL SERVICES	FIN:SUPPLY CHAIN MANAGEMENT
	141825	270399	2025/01/17	HERMANUS OFFICE NATIONAL	R 663,04	R 99,46	R 762,50	DIARY A5 PAGE A DAY FASHION	FINANCIAL SERVICES	FIN:SUPPLY CHAIN MANAGEMENT
	141825	270399	2025/01/17	HERMANUS OFFICE NATIONAL	R 133,00	R 19,95	R 152,95	BOOK NOTE MARLIN SHORTHAND A5 140PG	FINANCIAL SERVICES	FIN:SUPPLY CHAIN MANAGEMENT
	141825	270399	2025/01/17	HERMANUS OFFICE NATIONAL	R 23,74	R 3,56	R 27,30	PENCIL HB BAG 12PK	FINANCIAL SERVICES	FIN:SUPPLY CHAIN MANAGEMENT
	141825	270399	2025/01/17	HERMANUS OFFICE NATIONAL	R 142,15	R 21,32	R 163,47	HIGHLIGHTER CHISEL LUXOR 4PK	FINANCIAL SERVICES	FIN:SUPPLY CHAIN MANAGEMENT
	141825	270399	2025/01/17	HERMANUS OFFICE NATIONAL	R 371,20	R 55,68	R 426,88	CLIPBOARD MASONITE	FINANCIAL SERVICES	FIN:SUPPLY CHAIN MANAGEMENT
	141825	270399	2025/01/17	HERMANUS OFFICE NATIONAL	R 310,92	R 46,64	R 357,56	MARKER PERMANENT ARTLINE 70 BULLET BLK	FINANCIAL SERVICES	FIN:SUPPLY CHAIN MANAGEMENT
	141825	270399	2025/01/17	HERMANUS OFFICE NATIONAL	R 155,46	R 23,32	R 178,78	MARKER PERMANENT ARTLINE 725 BLU SFINE	FINANCIAL SERVICES	FIN:SUPPLY CHAIN MANAGEMENT
	141825	270399	2025/01/17	HERMANUS OFFICE NATIONAL	R 155,46	R 23,32	R 178,78	MARKER PERMANENT ARTLINE 725 RED SFINE	FINANCIAL SERVICES	FIN:SUPPLY CHAIN MANAGEMENT
	141825	270399	2025/01/17	HERMANUS OFFICE NATIONAL	R 168,27	R 25,24	R 193,51	PILOT VPEN FOUNTAIN	FINANCIAL SERVICES	FIN:SUPPLY CHAIN MANAGEMENT
	141825	270399	2025/01/17	HERMANUS OFFICE NATIONAL	R 136,95	R 20,54	R 157,49	CORRECTION PEN PENTEL BLUE BOTTLE 18ML	FINANCIAL SERVICES	FIN:SUPPLY CHAIN MANAGEMENT
	141825	270399	2025/01/17	HERMANUS OFFICE NATIONAL	R 317,27	R 47,59	R 364,86	PEN BP BIC CRYSTAL XTRA LIFE MED1.0MMBLK	FINANCIAL SERVICES	FIN:SUPPLY CHAIN MANAGEMENT
	141825	270399	2025/01/17	HERMANUS OFFICE NATIONAL	R 224,34	R 33,65	R 257,99	SCHMIDT PARKER B/PEN REFILLS BLUE M	FINANCIAL SERVICES	FIN:SUPPLY CHAIN MANAGEMENT
141825	270399	2025/01/17	HERMANUS OFFICE NATIONAL	R 224,34	R 33,65	R 257,99	SCHMIDT/PARKER B/PEN REFILL MED BLACK	FINANCIAL SERVICES	FIN:SUPPLY CHAIN MANAGEMENT	
51	141834	270400	2025/01/17	ERIC BOOKER PROMOTIONS (PTY) LTD	R 252,18	R 37,82	R 290,00	400MMX600MM SIGN PRINTED COATED	COMMUNITY SERVICES	COMM:RESORTS:GANSBAAI
52	141828	270401	2025/01/17	BUCO HERMANUS	R 633,92	R 95,08	R 729,00	BATTERY SMART INTELLIGENT CHARGER 18V LI-ION 4200MAH	INFRASTRUCTURE SERVICES	INFRA:ELECTRICAL:HM&KM
53	142047	270402	2025/01/17	HERMANUS MOWER CENTRE	R 1 530,44	R 229,56	R 1 760,00	COMBINATION SPANNER FLAT - CHAINSAWS	PLANNING AND DEVELOPMENT	P&D:ENVIRONMENTAL MANAGEMENT & CONSERVATION
	142047	270402	2025/01/17	HERMANUS MOWER CENTRE	R 191,31	R 28,69	R 220,00	COMBINATION SPANNER SPLINE	PLANNING AND DEVELOPMENT	P&D:ENVIRONMENTAL MANAGEMENT & CONSERVATION
54	140777	270404	2025/01/17	MEMOTEK TRADING CC	R 12 540,00	R 1 881,00	R 14 421,00	EMERGENCY EXIT PUSH BAR WITH VERTICALBOLTS FOR DUBBLE GLASS DOOR	COMMUNITY SERVICES	COMM:SPORTSFIELDS
55	141491	270412	2025/01/20	BUCO HERMANUS	R 4 779,00	R 716,85	R 5 495,85	MESH PLASTIC BLACK 25MM X 1.0M + DELIVERY	INFRASTRUCTURE SERVICES	INFRA:STORMWATER:KLEINM OND
56	142009	270418	2025/01/20	RPE ELECTRICAL WHOLESALERS	R 1 996,70	R -	R 1 996,70	HELLERMANN TYTON HYYT9 CRIMPER UNINSULATED TERMINALS	INFRASTRUCTURE SERVICES	INFRA:ELECTRICAL:HM&KM
57	141931	270426	2025/01/21	KAAP AGRI AGRIMARK LIQUORMARK PAKMARK AGRIOLOG	R 1 130,43	R 169,56	R 1 299,99	GLYPHOGAN 360L 5L	INFRASTRUCTURE SERVICES	INFRA:ELECTRICAL:HM&KM
58	142077	270427	2025/01/21	HERMANUS HARDWARE	R 234,79	R 35,21	R 270,00	UNIVERSAL SHRUB ADAPTOR	COMMUNITY SERVICES	COMM:PARKS AND OPEN SPACES
	142077	270427	2025/01/21	HERMANUS HARDWARE	R 556,53	R 83,47	R 640,00	HUNTER PR8 GREEN NOZZLE OR EQUIVALENT	COMMUNITY SERVICES	COMM:PARKS AND OPEN SPACES

#	Requisition #	Order #	Order Date	Creditor Name	Amount (Excl VAT)	VAT	Amount (Incl VAT)	Description of goods/service	Directorate	Department
59	142115	270428	2025/01/21	HARIKISUN GENERAL DEALERS (PTY) LTD	R 130,00	R -	R 130,00	ROOIBOS (80 PACK) FRESHPACK TAGLESS	MUNICIPAL PUBLIC SAFETY	MPS:DIRECTOR: MUNICIPAL PUBLIC SAFETY
	142115	270428	2025/01/21	HARIKISUN GENERAL DEALERS (PTY) LTD	R 575,00	R -	R 575,00	6 PACK FULL CREAM MILK	MUNICIPAL PUBLIC SAFETY	MPS:DIRECTOR: MUNICIPAL PUBLIC SAFETY
	142115	270428	2025/01/21	HARIKISUN GENERAL DEALERS (PTY) LTD	R 334,00	R -	R 334,00	LACTOSE FREE MILK (6 PACK)	MUNICIPAL PUBLIC SAFETY	MPS:DIRECTOR: MUNICIPAL PUBLIC SAFETY
	142115	270428	2025/01/21	HARIKISUN GENERAL DEALERS (PTY) LTD	R 198,00	R -	R 198,00	2.5KG WHITE SUGAR	MUNICIPAL PUBLIC SAFETY	MPS:DIRECTOR: MUNICIPAL PUBLIC SAFETY
	142115	270428	2025/01/21	HARIKISUN GENERAL DEALERS (PTY) LTD	R 128,00	R -	R 128,00	2KG BROWN SUGAR	MUNICIPAL PUBLIC SAFETY	MPS:DIRECTOR: MUNICIPAL PUBLIC SAFETY
	142115	270428	2025/01/21	HARIKISUN GENERAL DEALERS (PTY) LTD	R 280,00	R -	R 280,00	1.5KG RICOFFEE	MUNICIPAL PUBLIC SAFETY	MPS:DIRECTOR: MUNICIPAL PUBLIC SAFETY
	142115	270428	2025/01/21	HARIKISUN GENERAL DEALERS (PTY) LTD	R 150,00	R -	R 150,00	DELIVERY FEE	MUNICIPAL PUBLIC SAFETY	MPS:DIRECTOR: MUNICIPAL PUBLIC SAFETY
60	140678	270430	2025/01/22	SEAFRONT CONSTRUCTION (PTY) LTD	R 1 900,00	R -	R 1 900,00	REPLACE OF SAFETY GLASS AT DIRECTORS OFFICE	COMMUNITY SERVICES	COMM:BUILDING MAINTENANCE
61	141809	270431	2025/01/22	OVERBERG AGRI BEDRYWE (PTY) LTD	R 372,18	R 55,82	R 428,00	RIM LOCK 1 PAIR KNOBS AND 3 KEYS	COMMUNITY SERVICES	COMM:FACILITIES & HALLS
	141809	270431	2025/01/22	OVERBERG AGRI BEDRYWE (PTY) LTD	R 434,79	R 65,21	R 500,00	PAD BOLT GALV 100MM	COMMUNITY SERVICES	COMM:FACILITIES & HALLS
	141809	270431	2025/01/22	OVERBERG AGRI BEDRYWE (PTY) LTD	R 269,58	R 40,43	R 310,01	SECUIRTY GATE LOCK & KEY & STRIKER	COMMUNITY SERVICES	COMM:FACILITIES & HALLS
	141809	270431	2025/01/22	OVERBERG AGRI BEDRYWE (PTY) LTD	R 573,92	R 86,08	R 660,00	LOCK INSERT CYLINDER PRE SB CP	COMMUNITY SERVICES	COMM:FACILITIES & HALLS
62	141773	270437	2025/01/22	HARIKISUN GENERAL DEALERS (PTY) LTD	R 15 500,00	R -	R 15 500,00	ASHCOMONOLINE STREET SOLAR LIGHT WITH 43 CM POLE 80000 LUMENS	COMMUNITY SERVICES	COMM:RESORTS:ONRUS CARAVAN PARK
63	141730	270440	2025/01/22	GANSBAAI AIRCON AND REFRIGERATION CC	R 12 871,64	R 1 930,74	R 14 802,38	SUPPLY AND INSTALL 18000 BTU ALLIANCE MIDWALL SPLIT UNIT	PLANNING AND DEVELOPMENT	P&D:TOWN PLANNING & SPATIAL PLANNING
64	142065	270449	2025/01/22	BLINDS AND FLOORING STUDIO	R 1 735,00	R 260,25	R 1 995,25	INSTALL 25MM ALUMINIUM BLIND X 1 AT KLEINMOND LIBRARY	COMMUNITY SERVICES	COMM:LIBRARY SERVICES
65	142069	270451	2025/01/22	KAAP AGRI AGRIMARK LIQUORMARK PAKMARK AGRIOLOG	R 1 520,00	R 228,00	R 1 748,00	DEFENSE PEPPER STREAM 100ML	PLANNING AND DEVELOPMENT	P&D:ENVIRONMENTAL MANAGEMENT & CONSERVATION
66	141985	270452	2025/01/22	SAFETYXPRESS STROMBERG CAPE SALES CC	R 3 735,00	R 560,25	R 4 295,25	600MM CONVEX MIRROR WITH BRACKETS	INFRASTRUCTURE SERVICES	INFRA:ROADS:KLEINMOND
67	142140	270453	2025/01/22	HERMANUS HARDWARE	R 50,44	R 7,56	R 58,00	HACKSAW WITH BLADE 300MM	PLANNING AND DEVELOPMENT	P&D:ENVIRONMENTAL MANAGEMENT & CONSERVATION
	142140	270453	2025/01/22	HERMANUS HARDWARE	R 215,66	R 32,34	R 248,00	19 PIECE DRILL BIT SET	PLANNING AND DEVELOPMENT	P&D:ENVIRONMENTAL MANAGEMENT & CONSERVATION
	142140	270453	2025/01/22	HERMANUS HARDWARE	R 66,96	R 10,04	R 77,00	TAPE MEASURE 5M	PLANNING AND DEVELOPMENT	P&D:ENVIRONMENTAL MANAGEMENT & CONSERVATION
	142140	270453	2025/01/22	HERMANUS HARDWARE	R 77,40	R 11,60	R 89,00	TAPE MEASURE 8M	PLANNING AND DEVELOPMENT	P&D:ENVIRONMENTAL MANAGEMENT & CONSERVATION
	142140	270453	2025/01/22	HERMANUS HARDWARE	R 241,74	R 36,26	R 278,00	POWERLOCK TAPE 5M	PLANNING AND DEVELOPMENT	P&D:ENVIRONMENTAL MANAGEMENT & CONSERVATION
	142140	270453	2025/01/22	HERMANUS HARDWARE	R 75,66	R 11,34	R 87,00	BACKSAW 350MM	PLANNING AND DEVELOPMENT	P&D:ENVIRONMENTAL MANAGEMENT & CONSERVATION

#	Requisition #	Order #	Order Date	Creditor Name	Amount (Excl VAT)	VAT	Amount (Incl VAT)	Description of goods/service	Directorate	Department
	142140	270453	2025/01/22	HERMANUS HARDWARE	R 70,44	R 10,56	R 81,00	STAPLES 14MM	PLANNING AND DEVELOPMENT	P&D:ENVIRONMENTAL MANAGEMENT & CONSERVATION
	142140	270453	2025/01/22	HERMANUS HARDWARE	R 182,61	R 27,39	R 210,00	STAPLES 10MM	PLANNING AND DEVELOPMENT	P&D:ENVIRONMENTAL MANAGEMENT & CONSERVATION
	142140	270453	2025/01/22	HERMANUS HARDWARE	R 182,61	R 27,39	R 210,00	SAW BLADE 185MM 60T	PLANNING AND DEVELOPMENT	P&D:ENVIRONMENTAL MANAGEMENT & CONSERVATION
	142140	270453	2025/01/22	HERMANUS HARDWARE	R 300,00	R 45,00	R 345,00	SAW BLADE 250MM 60T	PLANNING AND DEVELOPMENT	P&D:ENVIRONMENTAL MANAGEMENT & CONSERVATION
	142140	270453	2025/01/22	HERMANUS HARDWARE	R 200,87	R 30,13	R 231,00	CLUB HAMMER 1.8 KG	PLANNING AND DEVELOPMENT	P&D:ENVIRONMENTAL MANAGEMENT & CONSERVATION
68	141979	270454	2025/01/22	VIRGIL APPEL BOUERS	R 16 600,00	R -	R 16 600,00	REPAIR WORK AT PALMIET CARAVAN PARK: ABLUTION BLOCK C & D (LABOUR, MATERIAL INCL)	COMMUNITY SERVICES	COMM:RESORTS:KLEINMOND & PALMIET
	142143	270457	2025/01/23	HARIKISUN GENERAL DEALERS (PTY) LTD	R 260,00	R -	R 260,00	PACK OF 6 - AA BATTERIES	PLANNING AND DEVELOPMENT	P&D:ENVIRONMENTAL MANAGEMENT & CONSERVATION
	142143	270457	2025/01/23	HARIKISUN GENERAL DEALERS (PTY) LTD	R 520,00	R -	R 520,00	PACK OF 6 - AAA BATTERIES	PLANNING AND DEVELOPMENT	P&D:ENVIRONMENTAL MANAGEMENT & CONSERVATION
69	142143	270457	2025/01/23	HARIKISUN GENERAL DEALERS (PTY) LTD	R 800,00	R -	R 800,00	BATHROOM MIRROR 50CM	PLANNING AND DEVELOPMENT	P&D:ENVIRONMENTAL MANAGEMENT & CONSERVATION
	142143	270457	2025/01/23	HARIKISUN GENERAL DEALERS (PTY) LTD	R 120,00	R -	R 120,00	MOPS	PLANNING AND DEVELOPMENT	P&D:ENVIRONMENTAL MANAGEMENT & CONSERVATION
	142143	270457	2025/01/23	HARIKISUN GENERAL DEALERS (PTY) LTD	R 200,00	R -	R 200,00	DELIVERY	PLANNING AND DEVELOPMENT	P&D:ENVIRONMENTAL MANAGEMENT & CONSERVATION
70	141952	270461	2025/01/23	NOLADA 8 (PTY) LTD	R 3 450,00	R 517,50	R 3 967,50	HELMET FORESTERS SAFETY	COMMUNITY SERVICES	COMM:PARKS AND OPEN SPACES
	142139	270462	2025/01/23	GANSBAAI BUILD IT (PTY) LTD	R 591,27	R 88,69	R 679,96	ROD THREADED GALV 20MMX1000MM	INFRASTRUCTURE SERVICES	INFRA:ELECTRICAL:GB&ST
71	142139	270462	2025/01/23	GANSBAAI BUILD IT (PTY) LTD	R 201,60	R 30,24	R 231,84	NUTS GALVANISED 20MM EACH	INFRASTRUCTURE SERVICES	INFRA:ELECTRICAL:GB&ST
	142139	270462	2025/01/23	GANSBAAI BUILD IT (PTY) LTD	R 30,44	R 4,56	R 35,00	WASHER FLAT GALV 20MM FORMA EACH	INFRASTRUCTURE SERVICES	INFRA:ELECTRICAL:GB&ST
	142084	270463	2025/01/23	OFFICE FOR YOU (PTY) LTD	R 161,60	R 24,24	R 185,84	BANTEX PAPER CLIP DISPENSER	MUNICIPAL PUBLIC SAFETY	MPS:LAW ENFORCEMENT SERVICES
	142084	270463	2025/01/23	OFFICE FOR YOU (PTY) LTD	R 50,00	R 7,50	R 57,50	METAL SPIKE FILES	MUNICIPAL PUBLIC SAFETY	MPS:LAW ENFORCEMENT SERVICES
	142084	270463	2025/01/23	OFFICE FOR YOU (PTY) LTD	R 49,40	R 7,41	R 56,81	BANTEX DESK ORGANIZER LIME GREEN	MUNICIPAL PUBLIC SAFETY	MPS:LAW ENFORCEMENT SERVICES
	142084	270463	2025/01/23	OFFICE FOR YOU (PTY) LTD	R 45,00	R 6,75	R 51,75	PVC CUBIC HOLDER BLACK	MUNICIPAL PUBLIC SAFETY	MPS:LAW ENFORCEMENT SERVICES
72	142084	270463	2025/01/23	OFFICE FOR YOU (PTY) LTD	R 38,00	R 5,70	R 43,70	NEXX CUBE REFILLS WHITE (800)	MUNICIPAL PUBLIC SAFETY	MPS:LAW ENFORCEMENT SERVICES
	142084	270463	2025/01/23	OFFICE FOR YOU (PTY) LTD	R 243,20	R 36,48	R 279,68	SANDISK 64GB CRUSZER GLIDE 3.0	MUNICIPAL PUBLIC SAFETY	MPS:LAW ENFORCEMENT SERVICES

#	Requisition #	Order #	Order Date	Creditor Name	Amount (Excl VAT)	VAT	Amount (Incl VAT)	Description of goods/service	Directorate	Department
	142084	270463	2025/01/23	OFFICE FOR YOU (PTY) LTD	R 665,00	R 99,75	R 764,75	SFS/FLS LEGAL BOX	MUNICIPAL PUBLIC SAFETY	MPS:LAW ENFORCEMENT SERVICES
	142084	270463	2025/01/23	OFFICE FOR YOU (PTY) LTD	R 178,00	R 26,70	R 204,70	GELWRIST MOUSE PAD BLK	MUNICIPAL PUBLIC SAFETY	MPS:LAW ENFORCEMENT SERVICES
	142084	270463	2025/01/23	OFFICE FOR YOU (PTY) LTD	R 296,00	R 44,40	R 340,40	FILES GALORE L/A FILE A5 UPRIGHT	MUNICIPAL PUBLIC SAFETY	MPS:LAW ENFORCEMENT SERVICES
73	142171	270467	2025/01/23	HERMANUS MIDAS	R 280,80	R 42,12	R 322,92	MATT SET RUBBER GREY	INFRASTRUCTURE SERVICES	INFRA:ELECTRICAL:HM&KM
74	141972	270468	2025/01/23	OFFICE FOR YOU (PTY) LTD	R 156,00	R 23,40	R 179,40	DESK CALANDER	MUNICIPAL PUBLIC SAFETY	MPS:SAFETY,SECURITY & CCTV
	141972	270468	2025/01/23	OFFICE FOR YOU (PTY) LTD	R 291,00	R 43,65	R 334,65	DAIRY A4	MUNICIPAL PUBLIC SAFETY	MPS:SAFETY,SECURITY & CCTV
	141972	270468	2025/01/23	OFFICE FOR YOU (PTY) LTD	R 118,00	R 17,70	R 135,70	JOURNAL A5 LINEN	MUNICIPAL PUBLIC SAFETY	MPS:SAFETY,SECURITY & CCTV
	141972	270468	2025/01/23	OFFICE FOR YOU (PTY) LTD	R 162,00	R 24,30	R 186,30	3 QUER A4 COUNTER BOOKS	MUNICIPAL PUBLIC SAFETY	MPS:SAFETY,SECURITY & CCTV
	141972	270468	2025/01/23	OFFICE FOR YOU (PTY) LTD	R 30,00	R 4,50	R 34,50	PUNCH EXAM PAD A4	MUNICIPAL PUBLIC SAFETY	MPS:SAFETY,SECURITY & CCTV
	141972	270468	2025/01/23	OFFICE FOR YOU (PTY) LTD	R 252,00	R 37,80	R 289,80	PEN RB BLG27 GEL RET 0.7MM FINE B 1 BOX OF 12 BLACK	MUNICIPAL PUBLIC SAFETY	MPS:SAFETY,SECURITY & CCTV
	141972	270468	2025/01/23	OFFICE FOR YOU (PTY) LTD	R 624,00	R 93,60	R 717,60	PEN BP BIC ORANGE FINE 0.7MM 2 BOX OF 60 PENS	MUNICIPAL PUBLIC SAFETY	MPS:SAFETY,SECURITY & CCTV
	141972	270468	2025/01/23	OFFICE FOR YOU (PTY) LTD	R 144,00	R 21,60	R 165,60	GLUE STICK PRITT 43G	MUNICIPAL PUBLIC SAFETY	MPS:SAFETY,SECURITY & CCTV
	141972	270468	2025/01/23	OFFICE FOR YOU (PTY) LTD	R 280,80	R 42,12	R 322,92	PEN NP PILOT BLFRP5FRIXXION 0.5MM BLACK 1 BOX OF 12	MUNICIPAL PUBLIC SAFETY	MPS:SAFETY,SECURITY & CCTV
75	141934	270469	2025/01/23	STARTUNE (PTY) LTD	R 23 719,51	R 3 557,92	R 27 277,43	MOP:300G JUMBO ROUND/METAL SOCKET/WOODEN HANDLE	FINANCIAL SERVICES	FIN:SUPPLY CHAIN MANAGEMENT
76	141486	270470	2025/01/23	HARIKISUN GENERAL DEALERS (PTY) LTD	R 1 081,25	R -	R 1 081,25	SUPER MULTI- INSECT KILLER 300ML	MUNICIPAL PUBLIC SAFETY	MPS:TRAFFIC SERVICES
	141486	270470	2025/01/23	HARIKISUN GENERAL DEALERS (PTY) LTD	R 958,40	R -	R 958,40	FURNITURE POLISH MULTI - SURFACE POLISH 300ML	MUNICIPAL PUBLIC SAFETY	MPS:TRAFFIC SERVICES
	141486	270470	2025/01/23	HARIKISUN GENERAL DEALERS (PTY) LTD	R 500,00	R -	R 500,00	TOILET CLEANER DEEP ACTION GEL 500ML	MUNICIPAL PUBLIC SAFETY	MPS:TRAFFIC SERVICES
	141486	270470	2025/01/23	HARIKISUN GENERAL DEALERS (PTY) LTD	R 1 280,00	R -	R 1 280,00	MULTIPURPOSE STAIN REMOVAL THICK BLEACH CLEANER 750 ML	MUNICIPAL PUBLIC SAFETY	MPS:TRAFFIC SERVICES
	141486	270470	2025/01/23	HARIKISUN GENERAL DEALERS (PTY) LTD	R 150,00	R -	R 150,00	DELIVERY	MUNICIPAL PUBLIC SAFETY	MPS:TRAFFIC SERVICES
77	141984	270472	2025/01/24	NOLADA 8 (PTY) LTD	R 360,00	R 54,00	R 414,00	UG 110 BEND 45 DEG	INFRASTRUCTURE SERVICES	INFRA:SEWERAGE:KLEINMOND
	141984	270472	2025/01/24	NOLADA 8 (PTY) LTD	R 425,00	R 63,75	R 488,75	SV BEND 110MM X 90 IE ACC	INFRASTRUCTURE SERVICES	INFRA:SEWERAGE:KLEINMOND
	141984	270472	2025/01/24	NOLADA 8 (PTY) LTD	R 484,00	R 72,60	R 556,60	UG JUNCTION 110MM X 45 RIBBED MAC NEIL	INFRASTRUCTURE SERVICES	INFRA:SEWERAGE:KLEINMOND
	141984	270472	2025/01/24	NOLADA 8 (PTY) LTD	R 85,60	R 12,84	R 98,44	UT COUPLER STRAIGHT C X C 15MM X 1/2"   *"	INFRASTRUCTURE SERVICES	INFRA:SEWERAGE:KLEINMOND
	141984	270472	2025/01/24	NOLADA 8 (PTY) LTD	R 249,60	R 37,44	R 287,04	UT ELBOW C X C 15MM	INFRASTRUCTURE SERVICES	INFRA:SEWERAGE:KLEINMOND
	141984	270472	2025/01/24	NOLADA 8 (PTY) LTD	R 183,20	R 27,48	R 210,68	UT TEE EQUAL CXCXC 15MM	INFRASTRUCTURE SERVICES	INFRA:SEWERAGE:KLEINMOND
	141984	270472	2025/01/24	NOLADA 8 (PTY) LTD	R 118,40	R 18,45	R 136,85	UT COUPLER STRAIGHT C X C 15MM	INFRASTRUCTURE SERVICES	INFRA:SEWERAGE:KLEINMOND

#	Requisition #	Order #	Order Date	Creditor Name	Amount (Excl VAT)	VAT	Amount (Incl VAT)	Description of goods/service	Directorate	Department
78	142138	270473	2025/01/27	GANSBAAI BUILD IT (PTY) LTD	R 1 217,31	R 182,59	R 1 399,90	TOILET SET NEON TOP FLUSH WITH SEAT	COMMUNITY SERVICES	COMM:FACILITIES & HALLS
79	141946	270474	2025/01/27	NOLADA 8 (PTY) LTD	R 22 020,00	R 3 303,00	R 25 323,00	COOLER BOX 90L AFRICOOLER GREY ECO	MUNICIPAL PUBLIC SAFETY	MPS:FIRE, RESCUE & DISASTER MANAGEMENT
80	141932	270478	2025/01/27	NOLADA 8 (PTY) LTD	R 2 045,00	R 306,75	R 2 351,75	SAVITA PRO JLM SELF PRIMING PUMP 220V 0.75KW	INFRASTRUCTURE SERVICES	INFRA:WATER:HERMANUS
	141932	270478	2025/01/27	NOLADA 8 (PTY) LTD	R 750,00	R 112,50	R 862,50	SEAKOO CONTROLLER 10A EPC-2- 220V	INFRASTRUCTURE SERVICES	INFRA:WATER:HERMANUS
81	142040	270481	2025/01/27	HERMANUS OFFICE NATIONAL	R 1 169,51	R 175,42	R 1 344,93	FILE L/ARCH ON 70MM BLACK	FINANCIAL SERVICES	FIN:EXPENDITURE, FLEET & ASSET MANAGEMENT
	142040	270481	2025/01/27	HERMANUS OFFICE NATIONAL	R 72,60	R 10,89	R 83,49	PAD EXAM A4 100 SHEETS	FINANCIAL SERVICES	FIN:EXPENDITURE, FLEET & ASSET MANAGEMENT
	142040	270481	2025/01/27	HERMANUS OFFICE NATIONAL	R 58,93	R 8,83	R 67,76	MARKER OHP NON PERMANENT MED BLACK	FINANCIAL SERVICES	FIN:EXPENDITURE, FLEET & ASSET MANAGEMENT
	142040	270481	2025/01/27	HERMANUS OFFICE NATIONAL	R 48,72	R 7,30	R 56,02	MARKER WHITEBOARD LUXOR 4 PK	FINANCIAL SERVICES	FIN:EXPENDITURE, FLEET & ASSET MANAGEMENT
82	142206	270487	2025/01/28	HERMANUS HARDWARE	R 643,48	R 96,52	R 740,00	QUICK LINK M8 S/S	COMMUNITY SERVICES	COMM:PARKS AND OPEN SPACES
83	142172	270488	2025/01/28	BUCO HERMANUS	R 1 651,00	R 247,65	R 1 898,65	GLOVE SAFETY NITRILITE PALM GREY	INFRASTRUCTURE SERVICES	INFRA:ELECTRICAL:HM&KM
84	142017	270490	2025/01/28	PTA AGENCIES (PTY) LTD	R 3 704,35	R 555,65	R 4 260,00	HAND DRYER	MUNICIPAL PUBLIC SAFETY	MPS:TRAFFIC SERVICES
85	142191	270494	2025/01/28	ACDC EXPRESS HERMANUS	R 332,80	R 49,92	R 382,72	26W WARM WHITE G24D3 CF LAMP- 2 PIN OFF CENTRE	COMMUNITY SERVICES	COMM:FACILITIES & HALLS
	142191	270494	2025/01/28	ACDC EXPRESS HERMANUS	R 165,20	R 24,78	R 189,98	230VAC 6W GU10DAYLIGHT 6500K DOWN LIGHT	COMMUNITY SERVICES	COMM:FACILITIES & HALLS
86	141988	270495	2025/01/28	HARIKISUN GENERAL DEALERS (PTY) LTD	R 1 300,00	R -	R 1 300,00	AUTOMATIC HYDRAULIC DOOR CLOSER OVERHEAD CONCEALED SILENT SLOW GATE CLOSER	COMMUNITY SERVICES	COMM:FACILITIES & HALLS
	141988	270495	2025/01/28	HARIKISUN GENERAL DEALERS (PTY) LTD	R 2 040,00	R -	R 2 040,00	BRASS FANLIGHT STAY BRASS 250MM	COMMUNITY SERVICES	COMM:FACILITIES & HALLS
	141988	270495	2025/01/28	HARIKISUN GENERAL DEALERS (PTY) LTD	R 2 035,00	R -	R 2 035,00	BRASS CASEMENT FASTENER CFW9 BRASS	COMMUNITY SERVICES	COMM:FACILITIES & HALLS
	141988	270495	2025/01/28	HARIKISUN GENERAL DEALERS (PTY) LTD	R 780,00	R -	R 780,00	CHROME PLATED 3 LEVER LOCK SET	COMMUNITY SERVICES	COMM:FACILITIES & HALLS
87	142190	270497	2025/01/28	GILBERT'S CATERING	R 17 650,00	R -	R 17 650,00	IMPS-WESTERN CAPE CONFERENCE - MAYORAL DINNER 2 COURSE MEAL	MUNICIPAL COUNCIL	COUNCIL:COUNCIL'S GENERAL
88	142105	270498	2025/01/28	OK FOODS GANSBAAI	R 695,62	R 104,34	R 799,96	MUFFINS PLATTER - BREAKFAST 30 JANUARY 2025 @08H00	MUNICIPAL PUBLIC SAFETY	MPS:DIRECTOR: MUNICIPAL PUBLIC SAFETY
	142105	270498	2025/01/28	OK FOODS GANSBAAI	R 2 712,98	R 406,94	R 3 119,92	THE SAVOURY PLATTER - GOLDEN BRWON COCTAIL PASTRIES FOR LUNCH ON 30 JANUARY 2025 AT 12H00	MUNICIPAL PUBLIC SAFETY	MPS:DIRECTOR: MUNICIPAL PUBLIC SAFETY
	142105	270498	2025/01/28	OK FOODS GANSBAAI	R 747,66	R 112,14	R 859,80	FRUIT JUICE 2L - VARIETY FLAVOURS DELIVERED ON 28	MUNICIPAL PUBLIC SAFETY	MPS:DIRECTOR: MUNICIPAL PUBLIC SAFETY
	142105	270498	2025/01/28	OK FOODS GANSBAAI	R 1 321,67	R 198,25	R 1 519,92	ASSORTED CRISPY FRENCH BREAD - BREAKFAST ON 31 JANUARY 2025 @ 08H00	MUNICIPAL PUBLIC SAFETY	MPS:DIRECTOR: MUNICIPAL PUBLIC SAFETY
	142105	270498	2025/01/28	OK FOODS GANSBAAI	R 2 782,54	R 417,38	R 3 199,92	MEAT & CHICKEN PLATTER - LUNCH ON 31 JANUARY 2025 @12H00	MUNICIPAL PUBLIC SAFETY	MPS:DIRECTOR: MUNICIPAL PUBLIC SAFETY
	142105	270498	2025/01/28	OK FOODS GANSBAAI	R 104,28	R 15,64	R 119,92	WHITE SERVIETTES (50 IN A PACK)	MUNICIPAL PUBLIC SAFETY	MPS:DIRECTOR: MUNICIPAL PUBLIC SAFETY
	142105	270498	2025/01/28	OK FOODS GANSBAAI	R 486,89	R 73,03	R 559,92	400G REGAL - ROYAL SELECTION CHOCOLATE TREAT	MUNICIPAL PUBLIC SAFETY	MPS:DIRECTOR: MUNICIPAL PUBLIC SAFETY

#	Requisition #	Order #	Order Date	Creditor Name	Amount (Excl VAT)	VAT	Amount (Incl VAT)	Description of goods/service	Directorate	Department
89	142210	270502	2025/01/29	GANSBAAI BUILD IT (PTY) LTD	R 730,27	R 109,53	R 839,80	D SHACKLE 16MM MTS	COMMUNITY SERVICES	COMM:PARKS AND OPEN SPACES
90	142030	270505	2025/01/29	HARIKISUN GENERAL DEALERS (PTY) LTD	R 868,75	R -	R 868,75	AIR FRESHNER APP 300ML LEMON + DELIVERY	COMMUNITY SERVICES	COMM:CLEANING SERVICES
	142030	270505	2025/01/29	HARIKISUN GENERAL DEALERS (PTY) LTD	R 1 322,50	R -	R 1 322,50	CARPET SHAKE POWDER 500G - LEMON	COMMUNITY SERVICES	COMM:CLEANING SERVICES
	142030	270505	2025/01/29	HARIKISUN GENERAL DEALERS (PTY) LTD	R 1 545,00	R -	R 1 545,00	CLEAN GREEN 2L	COMMUNITY SERVICES	COMM:CLEANING SERVICES
	142030	270505	2025/01/29	HARIKISUN GENERAL DEALERS (PTY) LTD	R 840,00	R -	R 840,00	CLOTHS/SWAB - MICROFIBRE PACK OF 5 L:65MM W:200MM H:570MM	COMMUNITY SERVICES	COMM:CLEANING SERVICES
	142030	270505	2025/01/29	HARIKISUN GENERAL DEALERS (PTY) LTD	R 908,50	R -	R 908,50	DISH CLOTHS PACK OF 3 L:30CM W:30 CM	COMMUNITY SERVICES	COMM:CLEANING SERVICES
	142030	270505	2025/01/29	HARIKISUN GENERAL DEALERS (PTY) LTD	R 1 554,00	R -	R 1 554,00	FURNISH POLISH - 300ML - LEMON	COMMUNITY SERVICES	COMM:CLEANING SERVICES
	142030	270505	2025/01/29	HARIKISUN GENERAL DEALERS (PTY) LTD	R 1 552,50	R -	R 1 552,50	GLOVES LATEX DISPOSABLE (100 PER BOX) SIZE MEDIUM	COMMUNITY SERVICES	COMM:CLEANING SERVICES
	142030	270505	2025/01/29	HARIKISUN GENERAL DEALERS (PTY) LTD	R 1 125,00	R -	R 1 125,00	SPRAY BOTTLES - 1 LITRE	COMMUNITY SERVICES	COMM:CLEANING SERVICES
	142030	270505	2025/01/29	HARIKISUN GENERAL DEALERS (PTY) LTD	R 600,00	R -	R 600,00	SPONGE - SCOURER (PACK OF 3 OR 5)	COMMUNITY SERVICES	COMM:CLEANING SERVICES
	142030	270505	2025/01/29	HARIKISUN GENERAL DEALERS (PTY) LTD	R 750,00	R -	R 750,00	ALL PURPOSE CLEANER (HANDY ANDY) - LEMON	COMMUNITY SERVICES	COMM:CLEANING SERVICES
	142030	270505	2025/01/29	HARIKISUN GENERAL DEALERS (PTY) LTD	R 960,00	R -	R 960,00	THICK BLEACH 750ML - LEMON	COMMUNITY SERVICES	COMM:CLEANING SERVICES
	142030	270505	2025/01/29	HARIKISUN GENERAL DEALERS (PTY) LTD	R 2 244,00	R -	R 2 244,00	TILE CLEANER 1,5 LITRE - LEMON	COMMUNITY SERVICES	COMM:CLEANING SERVICES
	142030	270505	2025/01/29	HARIKISUN GENERAL DEALERS (PTY) LTD	R 190,00	R -	R 190,00	VINEGAR 2 LITRE WHITE	COMMUNITY SERVICES	COMM:CLEANING SERVICES
	142030	270505	2025/01/29	HARIKISUN GENERAL DEALERS (PTY) LTD	R 405,00	R -	R 405,00	WASHING SOAP BAR/BLOCK 500G	COMMUNITY SERVICES	COMM:CLEANING SERVICES
91	142252	270510	2025/01/29	OVERBERG AGRI BEDRYWE (PTY) LTD	R 1 336,53	R 200,47	R 1 537,00	APM37 COMPLETE WITH PUMP CONTROLER	COMMUNITY SERVICES	COMM:FACILITIES & HALLS
92	142254	270513	2025/01/29	GANSBAAI AIRCON AND REFRIGERATION CC	R 720,00	R 108,00	R 828,00	SUPPLY & DELIVER NEW REMOTE FOR JET AIR CONDITIONER	MUNICIPAL PUBLIC SAFETY	MPS:LAW ENFORCEMENT SERVICES
93	142110	270514	2025/01/29	OK FOODS GANSBAAI	R 469,40	R 70,40	R 539,80	AIR FRESHNER	COMMUNITY SERVICES	COMM:LIBRARY SERVICES
	142110	270514	2025/01/29	OK FOODS GANSBAAI	R 255,60	R 38,34	R 293,94	MULTIPURPOSE INSECT KILLER	COMMUNITY SERVICES	COMM:LIBRARY SERVICES
	142110	270514	2025/01/29	OK FOODS GANSBAAI	R 34,77	R 5,21	R 39,98	DISH SWAPS	COMMUNITY SERVICES	COMM:LIBRARY SERVICES
	142110	270514	2025/01/29	OK FOODS GANSBAAI	R 52,15	R 7,82	R 59,97	YELLOW DISH SWABS	COMMUNITY SERVICES	COMM:LIBRARY SERVICES
	142110	270514	2025/01/29	OK FOODS GANSBAAI	R 52,15	R 7,82	R 59,97	DISH SPONGES 3 PACK	COMMUNITY SERVICES	COMM:LIBRARY SERVICES
	142110	270514	2025/01/29	OK FOODS GANSBAAI	R 59,10	R 8,86	R 67,96	GOLIDILOCKS SPONGES	COMMUNITY SERVICES	COMM:LIBRARY SERVICES
	142110	270514	2025/01/29	OK FOODS GANSBAAI	R 143,46	R 21,51	R 164,97	CARPET POWDER	COMMUNITY SERVICES	COMM:LIBRARY SERVICES
	142110	270514	2025/01/29	OK FOODS GANSBAAI	R 156,51	R 23,47	R 179,98	SMALL DUSTER	COMMUNITY SERVICES	COMM:LIBRARY SERVICES
	142110	270514	2025/01/29	OK FOODS GANSBAAI	R 302,56	R 45,38	R 347,94	MULTIPURPOSE POLISH	COMMUNITY SERVICES	COMM:LIBRARY SERVICES
	142110	270514	2025/01/29	OK FOODS GANSBAAI	R 191,29	R 28,69	R 219,98	DISINFECTION LIQUID	COMMUNITY SERVICES	COMM:LIBRARY SERVICES

#	Requisition #	Order #	Order Date	Creditor Name	Amount (Excl VAT)	VAT	Amount (Incl VAT)	Description of goods/service	Directorate	Department
94	142224	270515	2025/01/29	PROREDO BELEGGINGS (PTY) LTD	R 249,34	R 37,40	R 286,74	DOC SAVAGE 02 JAMES PATTERSON (BOOK)	COMMUNITY SERVICES	COMM:LIBRARY SERVICES
	142224	270515	2025/01/29	PROREDO BELEGGINGS (PTY) LTD	R 377,38	R 56,61	R 433,99	TELL ME LIES CAROLA LOVERING (BOOK)	COMMUNITY SERVICES	COMM:LIBRARY SERVICES
	142224	270515	2025/01/29	PROREDO BELEGGINGS (PTY) LTD	R 235,87	R 35,37	R 271,24	SAFE ENOUGH AND OTHER STORIES (BOOK)	COMMUNITY SERVICES	COMM:LIBRARY SERVICES
	142224	270515	2025/01/29	PROREDO BELEGGINGS (PTY) LTD	R 471,73	R 70,75	R 542,48	EYE FOR AN EYE J ARCHER (BOOK)	COMMUNITY SERVICES	COMM:LIBRARY SERVICES
	142224	270515	2025/01/29	PROREDO BELEGGINGS (PTY) LTD	R 235,85	R 35,38	R 271,23	GEBOOIE RUDIE VAN RENSBURG (BOOK)	COMMUNITY SERVICES	COMM:LIBRARY SERVICES
95	142026	270516	2025/01/29	KAAP AGRI AGRIMARK LIQUORMARK PAKMARK AGRIOLOG	R 4 898,00	R 734,70	R 5 632,70	BOU KALK 25 KG	COMMUNITY SERVICES	COMM:SPORTSFIELDS
96	142204	270525	2025/01/31	FRYHOFF ALBERTYN APTEEK CC	R 1 626,81	R 244,02	R 1 870,83	SPAR SOLA SPF50 ADULT VP SUN SCREEN	INFRASTRUCTURE SERVICES	INFRA:ELECTRICAL:HM&KM
97	142101	270526	2025/01/31	NOLADA 8 (PTY) LTD	R 1 350,00	R 202,50	R 1 552,50	NANO VNA H4 3G 2.8 VECTOR NETWORK ANTENNA ANALYZER 10KHZ-1.5GHZ"	MUNICIPAL PUBLIC SAFETY	MPS:FIRE, RESCUE & DISASTER MANAGEMENT
98	142102	270527	2025/01/31	KLEINMOND BOUHANDEL	R 891,14	R 133,66	R 1 024,80	SILIRUB 2 GREY 300ML	INFRASTRUCTURE SERVICES	INFRA:STORMWATER:KLEINM OND
	142102	270527	2025/01/31	KLEINMOND BOUHANDEL	R 202,44	R 30,36	R 232,80	ALUMINIUM RIVETS 4.8X15 P25	INFRASTRUCTURE SERVICES	INFRA:STORMWATER:KLEINM OND
99	142156	270528	2025/01/31	ALLES FEUER CC	R 25 920,00	R 3 888,00	R 29 808,00	20L CLASS A FIRE WETTING AGENT ON CLASS A FIRE RETARDANT	MUNICIPAL PUBLIC SAFETY	MPS:FIRE, RESCUE & DISASTER MANAGEMENT
100	142234	270530	2025/01/31	ERIC BOOKER PROMOTIONS (PTY) LTD	R 57,22	R 8,58	R 65,80	NAIL WIRE	COMMUNITY SERVICES	COMM:PARKS AND OPEN SPACES
	142234	270530	2025/01/31	ERIC BOOKER PROMOTIONS (PTY) LTD	R 12,87	R 1,93	R 14,80	M/SCREW & NUT	COMMUNITY SERVICES	COMM:PARKS AND OPEN SPACES
	142234	270530	2025/01/31	ERIC BOOKER PROMOTIONS (PTY) LTD	R 107,83	R 16,17	R 124,00	DOORLOCK	COMMUNITY SERVICES	COMM:PARKS AND OPEN SPACES
	142234	270530	2025/01/31	ERIC BOOKER PROMOTIONS (PTY) LTD	R 18,79	R 2,81	R 21,60	M10 PLUGS	COMMUNITY SERVICES	COMM:PARKS AND OPEN SPACES
	142234	270530	2025/01/31	ERIC BOOKER PROMOTIONS (PTY) LTD	R 59,14	R 8,86	R 68,00	M8 RATCHET	COMMUNITY SERVICES	COMM:PARKS AND OPEN SPACES
	142234	270530	2025/01/31	ERIC BOOKER PROMOTIONS (PTY) LTD	R 86,96	R 13,04	R 100,00	TOILET SIGN	COMMUNITY SERVICES	COMM:PARKS AND OPEN SPACES
	142234	270530	2025/01/31	ERIC BOOKER PROMOTIONS (PTY) LTD	R 52,44	R 7,86	R 60,30	MATT BLACK SPRAY	COMMUNITY SERVICES	COMM:PARKS AND OPEN SPACES
	142234	270530	2025/01/31	ERIC BOOKER PROMOTIONS (PTY) LTD	R 42,18	R 6,32	R 48,50	BOLT & NUT	COMMUNITY SERVICES	COMM:PARKS AND OPEN SPACES
	142234	270530	2025/01/31	ERIC BOOKER PROMOTIONS (PTY) LTD	R 105,66	R 15,84	R 121,50	FILLAFOAM	COMMUNITY SERVICES	COMM:PARKS AND OPEN SPACES
	142234	270530	2025/01/31	ERIC BOOKER PROMOTIONS (PTY) LTD	R 86,27	R 12,93	R 99,20	SCREW SET M6 X 70	COMMUNITY SERVICES	COMM:PARKS AND OPEN SPACES
	142234	270530	2025/01/31	ERIC BOOKER PROMOTIONS (PTY) LTD	R 23,22	R 3,48	R 26,70	DRILL BIT	COMMUNITY SERVICES	COMM:PARKS AND OPEN SPACES
	142234	270530	2025/01/31	ERIC BOOKER PROMOTIONS (PTY) LTD	R 26,09	R 3,91	R 30,00	LOCK (SLOT)	COMMUNITY SERVICES	COMM:PARKS AND OPEN SPACES
	142234	270530	2025/01/31	ERIC BOOKER PROMOTIONS (PTY) LTD	R 31,74	R 4,76	R 36,50	DRILL BIT	COMMUNITY SERVICES	COMM:PARKS AND OPEN SPACES
	142234	270530	2025/01/31	ERIC BOOKER PROMOTIONS (PTY) LTD	R 60,00	R 9,00	R 69,00	SPANNER SIZE 10	COMMUNITY SERVICES	COMM:PARKS AND OPEN SPACES
	142234	270530	2025/01/31	ERIC BOOKER PROMOTIONS (PTY) LTD	R 56,18	R 8,42	R 64,60	SPANNER SIZE 8	COMMUNITY SERVICES	COMM:PARKS AND OPEN SPACES

#	Requisition #	Order #	Order Date	Creditor Name	Amount (Excl VAT)	VAT	Amount (Incl VAT)	Description of goods/service	Directorate	Department
	142234	270530	2025/01/31	ERIC BOOKER PROMOTIONS (PTY) LTD	R 27,83	R 4,17	R 32,00	M/SCREW	COMMUNITY SERVICES	COMM:PARKS AND OPEN SPACES
	142234	270530	2025/01/31	ERIC BOOKER PROMOTIONS (PTY) LTD	R 55,92	R 8,38	R 64,30	DUCK TAPE	COMMUNITY SERVICES	COMM:PARKS AND OPEN SPACES
	142234	270530	2025/01/31	ERIC BOOKER PROMOTIONS (PTY) LTD	R 59,05	R 8,85	R 67,90	DUCK TAPE	COMMUNITY SERVICES	COMM:PARKS AND OPEN SPACES
	142234	270530	2025/01/31	ERIC BOOKER PROMOTIONS (PTY) LTD	R 18,79	R 2,81	R 21,60	BRUSHES	COMMUNITY SERVICES	COMM:PARKS AND OPEN SPACES
	142234	270530	2025/01/31	ERIC BOOKER PROMOTIONS (PTY) LTD	R 39,57	R 5,93	R 45,50	HOLE SAW	COMMUNITY SERVICES	COMM:PARKS AND OPEN SPACES
	142234	270530	2025/01/31	ERIC BOOKER PROMOTIONS (PTY) LTD	R 37,22	R 5,58	R 42,80	6MM SDS BIT	COMMUNITY SERVICES	COMM:PARKS AND OPEN SPACES
	142234	270530	2025/01/31	ERIC BOOKER PROMOTIONS (PTY) LTD	R 68,35	R 10,25	R 78,60	NAIL IN ANCHOR	COMMUNITY SERVICES	COMM:PARKS AND OPEN SPACES
	142234	270530	2025/01/31	ERIC BOOKER PROMOTIONS (PTY) LTD	R 15,14	R 2,26	R 17,40	RIVETS	COMMUNITY SERVICES	COMM:PARKS AND OPEN SPACES
	142234	270530	2025/01/31	ERIC BOOKER PROMOTIONS (PTY) LTD	R 72,00	R 10,80	R 82,80	SAFETY SLOT	COMMUNITY SERVICES	COMM:PARKS AND OPEN SPACES
	142234	270530	2025/01/31	ERIC BOOKER PROMOTIONS (PTY) LTD	R 28,00	R 4,20	R 32,20	PVC TAPE	COMMUNITY SERVICES	COMM:PARKS AND OPEN SPACES
	142234	270530	2025/01/31	ERIC BOOKER PROMOTIONS (PTY) LTD	R 200,00	R 30,00	R 230,00	DOOR LOCK ( SLOT )	COMMUNITY SERVICES	COMM:PARKS AND OPEN SPACES
	142234	270530	2025/01/31	ERIC BOOKER PROMOTIONS (PTY) LTD	R 57,22	R 8,58	R 65,80	NAILS	COMMUNITY SERVICES	COMM:PARKS AND OPEN SPACES
	142234	270530	2025/01/31	ERIC BOOKER PROMOTIONS (PTY) LTD	R 106,96	R 16,04	R 123,00	TRAP BASIN	COMMUNITY SERVICES	COMM:PARKS AND OPEN SPACES
	142234	270530	2025/01/31	ERIC BOOKER PROMOTIONS (PTY) LTD	R 33,31	R 4,99	R 38,30	MASKING TAPE	COMMUNITY SERVICES	COMM:PARKS AND OPEN SPACES
	142117	270541	2025/01/31	OFFICE FOR YOU (PTY) LTD	R 294,00	R 44,10	R 338,10	PEN RB 0.5 MM HYBRID STL NDLBL BLACK	CORPORATE SERVICES	CORP:INFO & COMMUNICATION TECHNOLOGY
	142117	270541	2025/01/31	OFFICE FOR YOU (PTY) LTD	R 206,00	R 30,90	R 236,90	PEN RB BLG25 GEL RET 0.5MM X FINE BLACK	CORPORATE SERVICES	CORP:INFO & COMMUNICATION TECHNOLOGY
	142117	270541	2025/01/31	OFFICE FOR YOU (PTY) LTD	R 148,20	R 22,23	R 170,43	FLAG 3M POSTIT 11.9X43.2 ARRW 96	CORPORATE SERVICES	CORP:INFO & COMMUNICATION TECHNOLOGY
	142117	270541	2025/01/31	OFFICE FOR YOU (PTY) LTD	R 200,40	R 30,06	R 230,46	JOURNAL BULLET A5 BLAK	CORPORATE SERVICES	CORP:INFO & COMMUNICATION TECHNOLOGY
	142117	270541	2025/01/31	OFFICE FOR YOU (PTY) LTD	R 42,00	R 6,30	R 48,30	PEN BP BPSGGMWP SGRIPO.7MM FINE BLACK	CORPORATE SERVICES	CORP:INFO & COMMUNICATION TECHNOLOGY
	142117	270541	2025/01/31	OFFICE FOR YOU (PTY) LTD	R 206,00	R 30,90	R 236,90	PEN RB BLG27 GEL RET 0.7MM FINE BLACK	CORPORATE SERVICES	CORP:INFO & COMMUNICATION TECHNOLOGY
	142117	270541	2025/01/31	OFFICE FOR YOU (PTY) LTD	R 206,00	R 30,90	R 236,90	PEN RB BLG27 GEL RET 0.7MM FINE RED	CORPORATE SERVICES	CORP:INFO & COMMUNICATION TECHNOLOGY
	142117	270541	2025/01/31	OFFICE FOR YOU (PTY) LTD	R 598,00	R 89,70	R 687,70	PEN RB G2 GEL 0.7MM COL 15 PACK ASSORTED	CORPORATE SERVICES	CORP:INFO & COMMUNICATION TECHNOLOGY

#	Requisition #	Order #	Order Date	Creditor Name	Amount (Excl VAT)	VAT	Amount (Incl VAT)	Description of goods/service	Directorate	Department
101	142117	270541	2025/01/31	OFFICE FOR YOU (PTY) LTD	R 69,00	R 10,35	R 79,35	MARKER TWIN PERM FLEXIBLE TIPS BLACK	CORPORATE SERVICES	CORP:INFO & COMMUNICATION TECHNOLOGY
	142117	270541	2025/01/31	OFFICE FOR YOU (PTY) LTD	R 114,00	R 17,10	R 131,10	MARKER PAINT 1-3MM MAXX 270 GOLD	CORPORATE SERVICES	CORP:INFO & COMMUNICATION TECHNOLOGY
	142117	270541	2025/01/31	OFFICE FOR YOU (PTY) LTD	R 114,00	R 17,10	R 131,10	MARKER PAINT 1-3MM MAXX 270 SILVIER	CORPORATE SERVICES	CORP:INFO & COMMUNICATION TECHNOLOGY
	142117	270541	2025/01/31	OFFICE FOR YOU (PTY) LTD	R 36,00	R 5,40	R 41,40	MARKER WHITEBOARD SLIM ASS 6 PACK	CORPORATE SERVICES	CORP:INFO & COMMUNICATION TECHNOLOGY
	142117	270541	2025/01/31	OFFICE FOR YOU (PTY) LTD	R 72,00	R 10,80	R 82,80	PENCIL CLUTCH TECHNICCLICK 0.5 BLUE	CORPORATE SERVICES	CORP:INFO & COMMUNICATION TECHNOLOGY
	142117	270541	2025/01/31	OFFICE FOR YOU (PTY) LTD	R 22,00	R 3,30	R 25,30	CORRECTION FLUID BOTTLE 20ML	CORPORATE SERVICES	CORP:INFO & COMMUNICATION TECHNOLOGY
	142117	270541	2025/01/31	OFFICE FOR YOU (PTY) LTD	R 82,00	R 12,30	R 94,30	POUCH LAMINATE ON A4 150MIC 100 PACK	CORPORATE SERVICES	CORP:INFO & COMMUNICATION TECHNOLOGY
	142117	270541	2025/01/31	OFFICE FOR YOU (PTY) LTD	R 169,00	R 25,35	R 194,35	POUCH LAMINATE ON A3 150 MIC 100 PACK	CORPORATE SERVICES	CORP:INFO & COMMUNICATION TECHNOLOGY
	142117	270541	2025/01/31	OFFICE FOR YOU (PTY) LTD	R 243,00	R 36,45	R 279,45	CLEAN SCREEN SPRAY 250ML	CORPORATE SERVICES	CORP:INFO & COMMUNICATION TECHNOLOGY
	142117	270541	2025/01/31	OFFICE FOR YOU (PTY) LTD	R 354,40	R 53,16	R 407,56	CLEAN SCREEN WIPES TUB 100 PACK	CORPORATE SERVICES	CORP:INFO & COMMUNICATION TECHNOLOGY
102	142219	270543	2025/01/31	GILBERT'S CATERING	R 2 375,00	R -	R 2 375,00	BREAKFAST PLATTERS SANDWICH AND MUFFIN ( COFFEE AN	PLANNING AND DEVELOPMENT	P&D:DIRECTOR:PLANNING & DEVELOPMENT
	142219	270543	2025/01/31	GILBERT'S CATERING	R 2 250,00	R -	R 2 250,00	LUNCH FOR 6 PEOPLE FOR 5 DAYS, BURGER AND CHIPS, RICE AND STEW, LASAGNE, PREGO STEAK AND CHIPS,	PLANNING AND DEVELOPMENT	P&D:DIRECTOR:PLANNING & DEVELOPMENT
	142219	270543	2025/01/31	GILBERT'S CATERING	R 9 200,00	R -	R 9 200,00	BREAKFAST PLATTERS FOR 20 PEOPLE ASSORTED WITH COFFEE AND TEA ( SUGAR AND MILK)	PLANNING AND DEVELOPMENT	P&D:DIRECTOR:PLANNING & DEVELOPMENT
	142219	270543	2025/01/31	GILBERT'S CATERING	R 7 500,00	R -	R 7 500,00	LUNCH FOR 20 PEOPLE FOR 5 DAYS, BURGER AND CHIPS, RICE AND STEW, LASAGNE, PREGO STEAK AND CHIPS	PLANNING AND DEVELOPMENT	P&D:DIRECTOR:PLANNING & DEVELOPMENT
	142219	270543	2025/01/31	GILBERT'S CATERING	R 1 950,00	R -	R 1 950,00	2 X 5L JUICE AND 1 X 5 L JUICE FOR 5 DAYS	PLANNING AND DEVELOPMENT	P&D:DIRECTOR:PLANNING & DEVELOPMENT
	142219	270543	2025/01/31	GILBERT'S CATERING	R 1 000,00	R -	R 1 000,00	DELIVERY	PLANNING AND DEVELOPMENT	P&D:DIRECTOR:PLANNING & DEVELOPMENT
103	142063	270547	2025/01/31	BOLAND TOILET SERVICES (PTY) LTD	R 2 360,00	R 354,00	R 2 714,00	STANDARD TOILET (PRICE P/MONTH) INCLUDING WEEKLY SERVICE	COMMUNITY SERVICES	COMM:SPORTSFIELDS
	142063	270547	2025/01/31	BOLAND TOILET SERVICES (PTY) LTD	R 1 533,92	R 230,08	R 1 764,00	DELIVERY	COMMUNITY SERVICES	COMM:SPORTSFIELDS

#	Requisition #	Order #	Order Date	Creditor Name	Amount (Excl VAT)	VAT	Amount (Incl VAT)	Description of goods/service	Directorate	Department
104	142259	270548	2025/01/31	BIDVEST WALTONS	R 1 303,22	R 195,48	R 1 498,70	CANON INKJET CARTRIDGE BLACK PGI- 1400XLBK	COMMUNITY SERVICES	COMM:SLIPWAYS
	142259	270548	2025/01/31	BIDVEST WALTONS	R 168,67	R 25,29	R 193,96	CROXLEY PAD EXAM A4 FNT/MARG 100PG W389P PUNCHED	COMMUNITY SERVICES	COMM:SLIPWAYS
	142259	270548	2025/01/31	BIDVEST WALTONS	R 78,88	R 11,83	R 90,71	BULK CLIP PAPER LANGE SILVER 30MM PACK 1000	COMMUNITY SERVICES	COMM:SLIPWAYS
105	142052	270558	2025/01/31	DERELIZE PRINTING	R 1 980,00	R -	R 1 980,00	ID CARDS: PEACE OFFICER APPOINTMENT CARDS	CORPORATE SERVICES	CORP:HUMAN RESOURCES MANAGEMENT
106	142046	270560	2025/02/03	HERMANUS MIDAS	R661,50	R99,23	R760,73	L-S2LED 30LED STROBE LIGHT	FINANCIAL SERVICES	FIN:EXPENDITURE, FLEET & ASSET MANAGEMENT
	142046	270560	2025/02/03	HERMANUS MIDAS	R47,60	R7,14	R54,74	FPM05 5A FUSE	FINANCIAL SERVICES	FIN:EXPENDITURE, FLEET & ASSET MANAGEMENT
	142046	270560	2025/02/03	HERMANUS MIDAS	R645,30	R96,80	R742,10	K9708 WIRE 7CORE	FINANCIAL SERVICES	FIN:EXPENDITURE, FLEET & ASSET MANAGEMENT
	142046	270560	2025/02/03	HERMANUS MIDAS	R43,10	R6,47	R49,57	G339M 24V SC BULB	FINANCIAL SERVICES	FIN:EXPENDITURE, FLEET & ASSET MANAGEMENT
	142046	270560	2025/02/03	HERMANUS MIDAS	R33,80	R5,07	R38,87	G1073 GLOEILAMP/BULB	FINANCIAL SERVICES	FIN:EXPENDITURE, FLEET & ASSET MANAGEMENT
	142046	270560	2025/02/03	HERMANUS MIDAS	R43,90	R6,59	R50,49	G334M 24V DC BULB	FINANCIAL SERVICES	FIN:EXPENDITURE, FLEET & ASSET MANAGEMENT
	142046	270560	2025/02/03	HERMANUS MIDAS	R85,40	R12,81	R98,21	G618M GLOEILAMP/BULB	FINANCIAL SERVICES	FIN:EXPENDITURE, FLEET & ASSET MANAGEMENT
	142046	270560	2025/02/03	HERMANUS MIDAS	R383,40	R57,51	R440,91	H7-24V 24V GLOBE	FINANCIAL SERVICES	FIN:EXPENDITURE, FLEET & ASSET MANAGEMENT
	142046	270560	2025/02/03	HERMANUS MIDAS	R222,20	R33,33	R255,53	HB475 H4 24V BULB	FINANCIAL SERVICES	FIN:EXPENDITURE, FLEET & ASSET MANAGEMENT
	142046	270560	2025/02/03	HERMANUS MIDAS	R91,80	R13,77	R105,57	QB2 Q-BOND GLUE	FINANCIAL SERVICES	FIN:EXPENDITURE, FLEET & ASSET MANAGEMENT
	142046	270560	2025/02/03	HERMANUS MIDAS	R110,71	R16,60	R127,31	EL3-7.7 EASI BLUE SPADE FEMALE TERMINAL 7.7	FINANCIAL SERVICES	FIN:EXPENDITURE, FLEET & ASSET MANAGEMENT
	142046	270560	2025/02/03	HERMANUS MIDAS	R110,71	R16,60	R127,31	EL4 EASI BLUE SPADE MALE TERMINAL 6.3	FINANCIAL SERVICES	FIN:EXPENDITURE, FLEET & ASSET MANAGEMENT
	142046	270560	2025/02/03	HERMANUS MIDAS	R11,90	R1,79	R13,69	FPM10 10A FUSE	FINANCIAL SERVICES	FIN:EXPENDITURE, FLEET & ASSET MANAGEMENT
	142046	270560	2025/02/03	HERMANUS MIDAS	R11,90	R1,79	R13,69	FPM15 15A FUSE	FINANCIAL SERVICES	FIN:EXPENDITURE, FLEET & ASSET MANAGEMENT
	142046	270560	2025/02/03	HERMANUS MIDAS	R11,91	R1,78	R13,69	FPM 20A FUSE	FINANCIAL SERVICES	FIN:EXPENDITURE, FLEET & ASSET MANAGEMENT
142046	270560	2025/02/03	HERMANUS MIDAS	R11,86	R1,78	R13,64	FPM25 25A FUSE	FINANCIAL SERVICES	FIN:EXPENDITURE, FLEET & ASSET MANAGEMENT	
142046	270560	2025/02/03	HERMANUS MIDAS	R324,90	R48,74	R373,64	TP7M 7 PIN MALE TRAILER PLUG	FINANCIAL SERVICES	FIN:EXPENDITURE, FLEET & ASSET MANAGEMENT	
107	142070	270563	2025/02/03	BIDVEST WALTONS	R944,25	R141,63	R1 085,88	BOND PLOTTER PAPER PPC 80GSM - 84'MMX150MX76MM CORE - M890552	PLANNING AND DEVELOPMENT	P&D:BUILDING CONTROL
	142070	270563	2025/02/03	BIDVEST WALTONS	R143,48	R21,52	R165,00	SCOTCH MAGIC TAPE 19MM X 33M (1 ROLL/PACK)	PLANNING AND DEVELOPMENT	P&D:BUILDING CONTROL
	142070	270563	2025/02/03	BIDVEST WALTONS	R71,34	R10,70	R82,04	PRIMELINE TAPE DISPENSER W64 (EACH)	PLANNING AND DEVELOPMENT	P&D:BUILDING CONTROL
	142070	270563	2025/02/03	BIDVEST WALTONS	R558,60	R83,79	R642,39	ENVELOPE SEAL EASI PLAIN C4 WHITE 229MM X 324MM (BOX 250)	PLANNING AND DEVELOPMENT	P&D:BUILDING CONTROL
108	142289	270570	2025/02/03	GANSBAAI BUILD IT (PTY) LTD	R965,14	R144,76	R1 109,90	HINGE PARL S/S BRASS PLTD 100M-C	INFRASTRUCTURE SERVICES	INFRA:ELECTRICAL:GB&ST

#	Requisition #	Order #	Order Date	Creditor Name	Amount (Excl VAT)	VAT	Amount (Incl VAT)	Description of goods/service	Directorate	Department
109	142103	270571	2025/02/03	KLEINMOND BOUHANDEL	R75,57	R11,33	R86,90	SQUARE RAFTER MTS 600MM X 400MM	INFRASTRUCTURE SERVICES	INFRA:STORMWATER:KLEINMOND
	142103	270571	2025/02/03	KLEINMOND BOUHANDEL	R169,22	R25,38	R194,60	TROWEL PLASTER WOOD HANDLE FLEX WALDO	INFRASTRUCTURE SERVICES	INFRA:STORMWATER:KLEINMOND
	142103	270571	2025/02/03	KLEINMOND BOUHANDEL	R241,92	R36,28	R278,20	MEASURING TAPE 8M X 25MM	INFRASTRUCTURE SERVICES	INFRA:STORMWATER:KLEINMOND
	142103	270571	2025/02/03	KLEINMOND BOUHANDEL	R43,48	R6,52	R50,00	TROWEL MTS GAUGING W/HANLE 150MM	INFRASTRUCTURE SERVICES	INFRA:STORMWATER:KLEINMOND
	142103	270571	2025/02/03	KLEINMOND BOUHANDEL	R43,40	R6,50	R49,90	PAINT BRUSH WHITEWASH HAMILTONS	INFRASTRUCTURE SERVICES	INFRA:STORMWATER:KLEINMOND
	142103	270571	2025/02/03	KLEINMOND BOUHANDEL	R287,14	R43,06	R330,20	BRICK BOLSTER 100MM RUBBER GRIP	INFRASTRUCTURE SERVICES	INFRA:STORMWATER:KLEINMOND
	142103	270571	2025/02/03	KLEINMOND BOUHANDEL	R44,53	R6,67	R51,20	PENCIL CARPENTER MEDIUM RED	INFRASTRUCTURE SERVICES	INFRA:STORMWATER:KLEINMOND
	142103	270571	2025/02/03	KLEINMOND BOUHANDEL	R41,57	R6,23	R47,80	PENCIL CARPENTERS HARD GREEN	INFRASTRUCTURE SERVICES	INFRA:STORMWATER:KLEINMOND
	142103	270571	2025/02/03	KLEINMOND BOUHANDEL	R53,48	R8,02	R61,50	FLOAT PLASTIC MTS 280 X 115MM	INFRASTRUCTURE SERVICES	INFRA:STORMWATER:KLEINMOND
	142103	270571	2025/02/03	KLEINMOND BOUHANDEL	R49,57	R7,43	R57,00	TUBING CLEAR 6MM P/M	INFRASTRUCTURE SERVICES	INFRA:STORMWATER:KLEINMOND
110	142322	270580	2025/02/04	VIRGIL APPEL BOUERS	R1 990,00	R0,00	R1 990,00	REPAIRS OF TENNIS COURT GALVANIZED FENCE POLES	COMMUNITY SERVICES	COMM:SPORTSFIELDS
111	142114	270581	2025/02/04	LAWNMOWER & CHAINSAW CLINIC HERMANUS	R2 563,48	R384,52	R2 948,00	MUFFLER ASSEMBLY EXHAUST PIPE KID HONDA GX 390	MUNICIPAL PUBLIC SAFETY	MPS:FIRE, RESCUE & DISASTER MANAGEMENT
	142114	270581	2025/02/04	LAWNMOWER & CHAINSAW CLINIC HERMANUS	R1 913,05	R286,95	R2 200,00	AIR FILTER SUITS GX 390	MUNICIPAL PUBLIC SAFETY	MPS:FIRE, RESCUE & DISASTER MANAGEMENT
	142114	270581	2025/02/04	LAWNMOWER & CHAINSAW CLINIC HERMANUS	R695,66	R104,34	R800,00	SPARKPLUGS BP6ES OR N9YC	MUNICIPAL PUBLIC SAFETY	MPS:FIRE, RESCUE & DISASTER MANAGEMENT
	142114	270581	2025/02/04	LAWNMOWER & CHAINSAW CLINIC HERMANUS	R956,53	R143,47	R1 100,00	HEAT SHIELD MUFFLER PROTECTOR	MUNICIPAL PUBLIC SAFETY	MPS:FIRE, RESCUE & DISASTER MANAGEMENT
	142114	270581	2025/02/04	LAWNMOWER & CHAINSAW CLINIC HERMANUS	R2 460,87	R369,13	R2 830,00	COMPLETE CARBERATOR FOR GX 390	MUNICIPAL PUBLIC SAFETY	MPS:FIRE, RESCUE & DISASTER MANAGEMENT
	142114	270581	2025/02/04	LAWNMOWER & CHAINSAW CLINIC HERMANUS	R2 029,57	R304,43	R2 334,00	FUEL TANK FOR GX 390	MUNICIPAL PUBLIC SAFETY	MPS:FIRE, RESCUE & DISASTER MANAGEMENT
	142114	270581	2025/02/04	LAWNMOWER & CHAINSAW CLINIC HERMANUS	R1 173,92	R176,08	R1 350,00	MUFFLER DEFLECTOR FOR GX 390	MUNICIPAL PUBLIC SAFETY	MPS:FIRE, RESCUE & DISASTER MANAGEMENT
	142114	270581	2025/02/04	LAWNMOWER & CHAINSAW CLINIC HERMANUS	R652,18	R97,82	R750,00	GASKET SET GX 390	MUNICIPAL PUBLIC SAFETY	MPS:FIRE, RESCUE & DISASTER MANAGEMENT
112	142245	270582	2025/02/04	PPF HERMANUS	R167,00	R25,05	R192,05	FIBRE WASHER 24.35 X 29 X 1.6MM	INFRASTRUCTURE SERVICES	INFRA:WATER:HERMANUS
	142245	270582	2025/02/04	PPF HERMANUS	R845,00	R126,75	R971,75	FIBRE WASHER 19.30.0 X 2MM	INFRASTRUCTURE SERVICES	INFRA:WATER:HERMANUS
113	142350	270586	2025/02/04	WP PACKAGING (PTY) LTD	R1 521,74	R228,26	R1 750,00	25L SANLAVENDER	COMMUNITY SERVICES	COMM:RESORTS:ONRUS CARAVAN PARK
114	142360	270609	2025/02/06	BOLAND TOILET SERVICES (PTY) LTD	R1 380,00	R207,00	R1 587,00	STANDARD TOILET PER MONTH INCL WEEKLY SERVICE	INFRASTRUCTURE SERVICES	INFRA:ELECTRICAL:HM&KM
115	142396	270619	2025/02/07	GAS HUB (PTY) LTD	R873,91	R131,08	R1 004,99	9KG LP GAS CYLINDER EXCHANGE	INFRASTRUCTURE SERVICES	INFRA:ELECTRICAL:HM&KM
116	142393	270620	2025/02/07	ALLY SHOES CC	R1 556,53	R233,47	R1 790,00	1 X HOTTER LEANNE II NAVY NUBUCK & SUEDE 7.5 SHOES ITEM 53160 - N SIYOTULA	COMMUNITY SERVICES	COMM:DIRECTOR:COMMUNITY SERVICES
117	142059	270623	2025/02/07	NOLADA 8 (PTY) LTD	R2 565,00	R384,75	R2 949,75	LADDER 10 STEP 2.71M YELLOW TOP MAXI	INFRASTRUCTURE SERVICES	INFRA:STORMWATER:GANSB AAI & STANFORD

#	Requisition #	Order #	Order Date	Creditor Name	Amount (Excl VAT)	VAT	Amount (Incl VAT)	Description of goods/service	Directorate	Department
118	142486	270625	2025/02/07	GILBERT'S CATERING	R385,00	R0,00	R385,00	X12 SCONES WITH CHEESE, CREAM & JAM	MUNICIPAL COUNCIL	COUNCIL:COUNCIL'S GENERAL
	142486	270625	2025/02/07	GILBERT'S CATERING	R650,00	R0,00	R650,00	X10 MEAT PLATTER ( MEATBALLS/SPICY WINGS/MINI RIBS/CHICKEN KEBABS)	MUNICIPAL COUNCIL	COUNCIL:COUNCIL'S GENERAL
	142486	270625	2025/02/07	GILBERT'S CATERING	R100,00	R0,00	R100,00	X1 DELIVERY	MUNICIPAL COUNCIL	COUNCIL:COUNCIL'S GENERAL
119	142477	270626	2025/02/07	XL GLENWOOD TRAVEL AGENCY (PTY) LTD	R9 579,87	R1 436,97	R11 016,84	TRAVELLING ARRANGEMENTS ON BEHALF OF MUNICIPAL MANAGER, DEPUTY MAYOR AND DENNIS HENDRIKS	OFFICE OF THE MUNICIPAL MANAGER	MM:MUNICIPAL MANAGER
120	142397	270627	2025/02/07	HERMANUS HARDWARE	R723,48	R108,52	R832,00	5L FLOOR COAT GREY	INFRASTRUCTURE SERVICES	INFRA:ELECTRICAL:HM&KM
121	142076	270628	2025/02/10	NOLADA 8 (PTY) LTD	R1 320,00	R198,00	R1 518,00	JERRY CAN PLASTIC CONTAINER FOR PETROL 10L	COMMUNITY SERVICES	COMM:PARKS AND OPEN SPACES
	142076	270628	2025/02/10	NOLADA 8 (PTY) LTD	R2 190,00	R328,50	R2 518,50	JERRY CANS PLASTIC CONTAINERS FOR PETROL 25L	COMMUNITY SERVICES	COMM:PARKS AND OPEN SPACES
122	141388	270629	2025/02/10	OFFICE FOR YOU (PTY) LTD	R3 050,00	R457,50	R3 507,50	162-3M BIBLIOTHECA B2 TATTLE TAPE STRIPS 165MM LONG X 1.6M WIDE (1000/BOX)	COMMUNITY SERVICES	COMM:LIBRARY SERVICES
123	142452	270630	2025/02/10	HERMANUS LOCKSMITHS AND SECURITY (PTY) LTD	R234,79	R35,21	R270,00	KEYS CUT DOUBLE	INFRASTRUCTURE SERVICES	INFRA:ELECTRICAL:HM&KM
	142452	270630	2025/02/10	HERMANUS LOCKSMITHS AND SECURITY (PTY) LTD	R182,61	R27,39	R210,00	KEYS CUT NORMAL	INFRASTRUCTURE SERVICES	INFRA:ELECTRICAL:HM&KM
124	142170	270632	2025/02/10	PRECISION METERS (PTY) LTD	R16 250,00	R2 437,50	R18 687,50	TESTING OF 20MM WATERMETERS	INFRASTRUCTURE SERVICES	INFRA:WATER:HERMANUS
	142170	270632	2025/02/10	PRECISION METERS (PTY) LTD	R1 600,00	R240,00	R1 840,00	TESTING OF 50MM WATERMETERS	INFRASTRUCTURE SERVICES	INFRA:WATER:HERMANUS
	142170	270632	2025/02/10	PRECISION METERS (PTY) LTD	R2 100,00	R315,00	R2 415,00	TESTING OF 80MM WATERMETERS	INFRASTRUCTURE SERVICES	INFRA:WATER:HERMANUS
	142170	270632	2025/02/10	PRECISION METERS (PTY) LTD	R2 650,00	R397,50	R3 047,50	TESTING OF 100MM WATERMETERS	INFRASTRUCTURE SERVICES	INFRA:WATER:HERMANUS
125	142453	270633	2025/02/10	HERMANUS HARDWARE	R667,83	R100,17	R768,00	END RUST 1L	INFRASTRUCTURE SERVICES	INFRA:ELECTRICAL:HM&KM
	142453	270633	2025/02/10	HERMANUS HARDWARE	R74,79	R11,21	R86,00	MASKING TAPE 48MMX40MM	INFRASTRUCTURE SERVICES	INFRA:ELECTRICAL:HM&KM
	142453	270633	2025/02/10	HERMANUS HARDWARE	R111,31	R16,69	R128,00	VIVA BRUSH 50MM	INFRASTRUCTURE SERVICES	INFRA:ELECTRICAL:HM&KM
	142453	270633	2025/02/10	HERMANUS HARDWARE	R253,92	R38,08	R292,00	SABRE LACQUER THINNERS 5L	INFRASTRUCTURE SERVICES	INFRA:ELECTRICAL:HM&KM
	142453	270633	2025/02/10	HERMANUS HARDWARE	R62,61	R9,39	R72,00	VIVA BRUSH 25MM	INFRASTRUCTURE SERVICES	INFRA:ELECTRICAL:HM&KM
126	142454	270635	2025/02/10	BIDVEST WALTONS	R44,96	R6,74	R51,70	SCISSOR LARGE	COMMUNITY SERVICES	COMM:LIBRARY SERVICES
	142454	270635	2025/02/10	BIDVEST WALTONS	R160,80	R24,12	R184,92	DATE RUBBERSTAMP SELF INKING	COMMUNITY SERVICES	COMM:LIBRARY SERVICES
	142454	270635	2025/02/10	BIDVEST WALTONS	R122,51	R18,37	R140,88	BLACK PEN	COMMUNITY SERVICES	COMM:LIBRARY SERVICES
	142454	270635	2025/02/10	BIDVEST WALTONS	R7,71	R1,15	R8,86	PENCIL HB	COMMUNITY SERVICES	COMM:LIBRARY SERVICES
	142454	270635	2025/02/10	BIDVEST WALTONS	R36,56	R5,48	R42,04	PENCIL LEAD 0.5MM	COMMUNITY SERVICES	COMM:LIBRARY SERVICES
	142454	270635	2025/02/10	BIDVEST WALTONS	R81,33	R12,19	R93,52	PENCIL PAZER 0.5MM	COMMUNITY SERVICES	COMM:LIBRARY SERVICES
	142454	270635	2025/02/10	BIDVEST WALTONS	R111,45	R16,71	R128,16	PERMANENT MARKER BLACK FINE	COMMUNITY SERVICES	COMM:LIBRARY SERVICES

#	Requisition #	Order #	Order Date	Creditor Name	Amount (Excl VAT)	VAT	Amount (Incl VAT)	Description of goods/service	Directorate	Department
	142454	270635	2025/02/10	BIDVEST WALTONS	R95,71	R14,35	R110,06	ECONOMO TAPE 24MMX66M	COMMUNITY SERVICES	COMM:LIBRARY SERVICES
	142454	270635	2025/02/10	BIDVEST WALTONS	R28,95	R4,34	R33,29	PAPER CLIP COATED 28MM WHITE (100)	COMMUNITY SERVICES	COMM:LIBRARY SERVICES
	142454	270635	2025/02/10	BIDVEST WALTONS	R192,25	R28,83	R221,08	PRESTIK 100GRAM	COMMUNITY SERVICES	COMM:LIBRARY SERVICES
	142454	270635	2025/02/10	BIDVEST WALTONS	R401,60	R60,24	R461,84	PRITT GLUE STICK 43GRAM	COMMUNITY SERVICES	COMM:LIBRARY SERVICES
127	142132	270636	2025/02/10	YELLOW MANGO TRADING CC	R15 177,05	R2 276,55	R17 453,60	1.5M TREATED PINE POLES 100MM - 120MM	COMMUNITY SERVICES	COMM:REFUSE REMOVAL:KLEINMOND
	142132	270636	2025/02/10	YELLOW MANGO TRADING CC	R10 000,00	R1 500,00	R11 500,00	RECONDITIONED 210L OPEN TOP METAL DRUMS WITHOUT LID - PAINTED GREEN	COMMUNITY SERVICES	COMM:REFUSE REMOVAL:KLEINMOND
128	141893	270637	2025/02/10	NOLADA 8 (PTY) LTD	R1 330,00	R199,50	R1 529,50	PLUMLINE UNIVERSAL FIT BOTTON INLET FLOATVALVE 15MM	INFRASTRUCTURE SERVICES	INFRA:SEWERAGE:HERMANUS
	141893	270637	2025/02/10	NOLADA 8 (PTY) LTD	R480,00	R72,00	R552,00	ELEMENT 3KW SPIRAL STANDARD 230V	INFRASTRUCTURE SERVICES	INFRA:SEWERAGE:HERMANUS
129	142361	270639	2025/02/10	GAPEDI CONSTRUCTION (PTY) LTD	R1 950,00	R0,00	R1 950,00	REMOVE, REPLACE OF BATH & TILES IN BATHROOM.	COMMUNITY SERVICES	COMM:RESORTS:HAWSTON SWIMMING POOL & CARAVAN PARK
130	142441	270647	2025/02/10	HERMANUS HARDWARE	R930,44	R139,56	R1 070,00	INGLO 20V ANGLE GRINDER	INFRASTRUCTURE SERVICES	INFRA:ROADS:HERMANUS
	142441	270647	2025/02/10	HERMANUS HARDWARE	R121,74	R18,26	R140,00	CHALK WHITE	INFRASTRUCTURE SERVICES	INFRA:ROADS:HERMANUS
	142441	270647	2025/02/10	HERMANUS HARDWARE	R220,87	R33,13	R254,00	POWER BAR 1/2 X 450MM	INFRASTRUCTURE SERVICES	INFRA:ROADS:HERMANUS
	142441	270647	2025/02/10	HERMANUS HARDWARE	R125,22	R18,78	R144,00	HAMMER CLAW F/GLASS	INFRASTRUCTURE SERVICES	INFRA:ROADS:HERMANUS
	142441	270647	2025/02/10	HERMANUS HARDWARE	R42,61	R6,39	R49,00	SASH CORD 7MM	INFRASTRUCTURE SERVICES	INFRA:ROADS:HERMANUS
	142441	270647	2025/02/10	HERMANUS HARDWARE	R139,14	R20,86	R160,00	MASKING TAPE 36MM X 40M	INFRASTRUCTURE SERVICES	INFRA:ROADS:HERMANUS
	142441	270647	2025/02/10	HERMANUS HARDWARE	R36,53	R5,47	R42,00	TOPLINE SOCKET 17MM	INFRASTRUCTURE SERVICES	INFRA:ROADS:HERMANUS
	142441	270647	2025/02/10	HERMANUS HARDWARE	R85,22	R12,78	R98,00	CHIPBOARD SCREW 4 X 45 (100)	INFRASTRUCTURE SERVICES	INFRA:ROADS:HERMANUS
131	142016	270649	2025/02/10	NOLADA 8 (PTY) LTD	R5 650,00	R847,50	R6 497,50	GEYSER HEAT TECH TRENDLINE 150L ALU 600KPA	COMMUNITY SERVICES	COMM:BUILDING MAINTENANCE
132	142433	270650	2025/02/10	HERMANUS MOWER CENTRE	R65,22	R9,78	R75,00	SPARK PLUG NGK BP6ES	COMMUNITY SERVICES	COMM:PARKS AND OPEN SPACES
	142433	270650	2025/02/10	HERMANUS MOWER CENTRE	R129,14	R19,36	R148,50	AIRFILTER TORX 160/200	COMMUNITY SERVICES	COMM:PARKS AND OPEN SPACES
	142433	270650	2025/02/10	HERMANUS MOWER CENTRE	R76,96	R11,54	R88,50	OIL CHANGE	COMMUNITY SERVICES	COMM:PARKS AND OPEN SPACES
	142433	270650	2025/02/10	HERMANUS MOWER CENTRE	R39,14	R5,86	R45,00	CARB CLEAN	COMMUNITY SERVICES	COMM:PARKS AND OPEN SPACES
	142433	270650	2025/02/10	HERMANUS MOWER CENTRE	R104,35	R15,65	R120,00	BLADE TANDEM SWING NEW	COMMUNITY SERVICES	COMM:PARKS AND OPEN SPACES
	142433	270650	2025/02/10	HERMANUS MOWER CENTRE	R91,31	R13,69	R105,00	D - BOLT ALPHA/ TANDEM	COMMUNITY SERVICES	COMM:PARKS AND OPEN SPACES
	142433	270650	2025/02/10	HERMANUS MOWER CENTRE	R47,83	R7,17	R55,00	SUNDRIES (MISC. ITEMS & CLEANING MATERIAL	COMMUNITY SERVICES	COMM:PARKS AND OPEN SPACES
	142433	270650	2025/02/10	HERMANUS MOWER CENTRE	R486,96	R73,04	R560,00	LABOUR (R560 P/HOUR)	COMMUNITY SERVICES	COMM:PARKS AND OPEN SPACES

#	Requisition #	Order #	Order Date	Creditor Name	Amount (Excl VAT)	VAT	Amount (Incl VAT)	Description of goods/service	Directorate	Department
133	142468	270651	2025/02/11	GAS HUB (PTY) LTD	R1 304,51	R195,67	R1 500,18	PAINTBALL CYLINDER REFILL 12OZ	PLANNING AND DEVELOPMENT	P&D:ENVIRONMENTAL MANAGEMENT & CONSERVATION
	142468	270651	2025/02/11	GAS HUB (PTY) LTD	R374,98	R56,24	R431,22	O RINGS PAINTBALL SPARES	PLANNING AND DEVELOPMENT	P&D:ENVIRONMENTAL MANAGEMENT & CONSERVATION
134	141763	270684	2025/02/12	BOLT AND ENGINEERING DISTRIBUTORS (PTY) LTD	R1 123,87	R168,58	R1 292,45	WELDER INVERT INTRARC 161 PINNCALE	INFRASTRUCTURE SERVICES	INFRA:PRINCIPAL ENGINEER:ELECTRICAL SERVICES
	141763	270684	2025/02/12	BOLT AND ENGINEERING DISTRIBUTORS (PTY) LTD	R186,02	R27,90	R213,92	ROLLER GATE KIT 80MM	INFRASTRUCTURE SERVICES	INFRA:PRINCIPAL ENGINEER:ELECTRICAL SERVICES
135	142503	270696	2025/02/13	HERMANUS OFFICE NATIONAL	R719,95	R0,00	R719,95	BEVERAGE COFFEE JACOBS KRONUNG 200G X3	MUNICIPAL PUBLIC SAFETY	MPS:TRAFFIC SERVICES
	142503	270696	2025/02/13	HERMANUS OFFICE NATIONAL	R77,98	R0,00	R77,98	SUGAR WHITE 2.5KG X 1	MUNICIPAL PUBLIC SAFETY	MPS:TRAFFIC SERVICES
	142503	270696	2025/02/13	HERMANUS OFFICE NATIONAL	R396,72	R0,00	R396,72	BEVERAGE MILK LONG LIFE FULL 6X1L X 3	MUNICIPAL PUBLIC SAFETY	MPS:TRAFFIC SERVICES
	142503	270696	2025/02/13	HERMANUS OFFICE NATIONAL	R77,95	R0,00	R77,95	BEVERAGE GREEN TEA X 1	MUNICIPAL PUBLIC SAFETY	MPS:TRAFFIC SERVICES
136	142526	270697	2025/02/13	CAPRICHEM SACCS (PTY) LTD	R1 663,20	R249,48	R1 912,68	SINGLEPLY TOILET PAPER-48 ROLLS VIRGIN PM(KLEINMOND)	COMMUNITY SERVICES	COMM:BEACHES
137	142029	270698	2025/02/13	UHAMBO SAFETY WEAR AND EQUIPMENT (PTY) LTD (OUTSTANDING DOCS	R22 915,20	R3 437,28	R26 352,48	25MM X 30M LAYFLAT CANVAS HOSES WITH GEKA COUPLINGS X 14	MUNICIPAL PUBLIC SAFETY	MPS:FIRE, RESCUE & DISASTER MANAGEMENT
138	142531	270699	2025/02/13	BEKA SCHREDER (PTY) LTD	R1 397,46	R209,61	R1 607,07	REPAIR LED L/LUME MIDI LIGHT	INFRASTRUCTURE SERVICES	INFRA:ELECTRICAL:HM&KM
139	142560	270700	2025/02/13	HERMANUS OFFICE NATIONAL	R396,72	R0,00	R396,72	LONG LIFE MILK FULL 1LX 6	CORPORATE SERVICES	CORP:HUMAN RESOURCES MANAGEMENT
	142560	270700	2025/02/13	HERMANUS OFFICE NATIONAL	R233,94	R0,00	R233,94	WHITE SUGAR 2.5 KG	CORPORATE SERVICES	CORP:HUMAN RESOURCES MANAGEMENT
	142560	270700	2025/02/13	HERMANUS OFFICE NATIONAL	R593,94	R0,00	R593,94	COFEE NESCAFE RICOFFY 750G	CORPORATE SERVICES	CORP:HUMAN RESOURCES MANAGEMENT
140	142246	270701	2025/02/13	LUMBER & LAWN	R6 487,68	R973,15	R7 460,83	AUTOCUT 46-2 AND DELIVERY	COMMUNITY SERVICES	COMM:PARKS AND OPEN SPACES
	142246	270701	2025/02/13	LUMBER & LAWN	R1 746,67	R261,99	R2 008,66	AUTOCUT C26-2	COMMUNITY SERVICES	COMM:PARKS AND OPEN SPACES
	142246	270701	2025/02/13	LUMBER & LAWN	R3 557,30	R533,59	R4 090,89	POLYCUT 48-2	COMMUNITY SERVICES	COMM:PARKS AND OPEN SPACES
	142246	270701	2025/02/13	LUMBER & LAWN	R1 148,82	R172,32	R1 321,14	CHAIN LOOP 3/8RS-0.063 9.32-1.6MM 56DL	COMMUNITY SERVICES	COMM:PARKS AND OPEN SPACES
141	142023	270703	2025/02/13	GLASSMEN HERMANUS (PTY) LTD	R406,25	R60,93	R467,18	6.38MM ENVIROSAFE WHITE TRANSLUCENT WIDTH 0.345, HEIGHT 0.785.	COMMUNITY SERVICES	COMM:SPORTSFIELDS
	142023	270703	2025/02/13	GLASSMEN HERMANUS (PTY) LTD	R670,09	R100,51	R770,60	6.38MM ENVIROSAFE WHITE TRANSLUCENT WIDTH 0.535, HEIGHT 0.835. 0,44673 M	COMMUNITY SERVICES	COMM:SPORTSFIELDS
	142023	270703	2025/02/13	GLASSMEN HERMANUS (PTY) LTD	R671,35	R100,70	R772,05	6.38MM ENVIROSAFE WIDTH 0.845, HEIGHT 1.135, UNITM 0.95908M	COMMUNITY SERVICES	COMM:SPORTSFIELDS
	142023	270703	2025/02/13	GLASSMEN HERMANUS (PTY) LTD	R113,68	R17,05	R130,73	6.38MM ENVIROSAFE WIDTH 0.58, HEIGHT 0.28, UNIT M IS 0.1624M	COMMUNITY SERVICES	COMM:SPORTSFIELDS
	142023	270703	2025/02/13	GLASSMEN HERMANUS (PTY) LTD	R840,00	R126,00	R966,00	6.38MM ENVIROSAFE WIDTH 1.5, HEIGHT 0.8, UNIT M IS 1.2M	COMMUNITY SERVICES	COMM:SPORTSFIELDS
	142023	270703	2025/02/13	GLASSMEN HERMANUS (PTY) LTD	R1 500,00	R225,00	R1 725,00	INSTALLATION	COMMUNITY SERVICES	COMM:SPORTSFIELDS

#	Requisition #	Order #	Order Date	Creditor Name	Amount (Excl VAT)	VAT	Amount (Incl VAT)	Description of goods/service	Directorate	Department
142	142557	270704	2025/02/13	EUROPA BOUERS (EUROPA WW)	R2 000,00	R0,00	R2 000,00	REPAIR AND REPLACE OF VIBACRETE AT BLOMPARK SPORTGROUNDS	COMMUNITY SERVICES	COMM:SPORTSFIELDS
143	142564	270705	2025/02/13	BOLT AND ENGINEERING DISTRIBUTORS (PTY) LTD	R1 643,28	R246,49	R1 889,77	SKF Y/UCFL 207/H BRG UNIT UCFL 207	COMMUNITY SERVICES	COMM:BEACHES
144	142545	270706	2025/02/13	ACDC EXPRESS HERMANUS	R1 155,00	R173,25	R1 328,25	2.5MM X 2 CORE + E FLAT WHITE / 5M	COMMUNITY SERVICES	COMM:BUILDING MAINTENANCE
	142545	270706	2025/02/13	ACDC EXPRESS HERMANUS	R35,11	R5,26	R40,37	4X2 PLASTIC EXT BOX SURFACE MOUNT	COMMUNITY SERVICES	COMM:BUILDING MAINTENANCE
	142545	270706	2025/02/13	ACDC EXPRESS HERMANUS	R187,20	R28,08	R215,28	32A DP STOVE ISOLATOR 2X4	COMMUNITY SERVICES	COMM:BUILDING MAINTENANCE
	142545	270706	2025/02/13	ACDC EXPRESS HERMANUS	R13,68	R2,05	R15,73	SIZE 0 WHITE PVC COMPRESSION GLAND 5-8MM CABLE	COMMUNITY SERVICES	COMM:BUILDING MAINTENANCE
	142545	270706	2025/02/13	ACDC EXPRESS HERMANUS	R17,64	R2,64	R20,28	6X32 DRYWALL SCREWS COARSE / 100	COMMUNITY SERVICES	COMM:BUILDING MAINTENANCE
145	142175	270707	2025/02/13	DERELIZE PRINTING	R11 500,00	R0,00	R11 500,00	INDUSTRIAL STRENGTH PULL-UP BANNERS DURABLE SIN	OFFICE OF THE MUNICIPAL MANAGER	MM:STRATEGIC SUPPORT SERVICES
	142175	270707	2025/02/13	DERELIZE PRINTING	R7 750,00	R0,00	R7 750,00	DURABLE PHOTO WALL BANNERS & DELIVERY	OFFICE OF THE MUNICIPAL MANAGER	MM:STRATEGIC SUPPORT SERVICES
146	141998	270708	2025/02/13	HENCHEM	R15 187,52	R2 278,12	R17 465,64	PLANTEK OR SIMILAR ROOT BARRIER FOR TREES, 30M X 0.7M	COMMUNITY SERVICES	COMM:PARKS AND OPEN SPACES
147	142542	270709	2025/02/13	GANSBAAI AIRCON AND REFRIGERATION CC	R1 680,00	R252,00	R1 932,00	SERVICING OF AIR CONDITIONERS	COMMUNITY SERVICES	COMM:BUILDING MAINTENANCE
148	141617	270710	2025/02/13	VOLTEX (PTY) LTD - OVERSTRAND	R180,02	R27,00	R207,02	DISTRIBUTION BOARD SURF 24MOD 1X24 MINI	INFRASTRUCTURE SERVICES	INFRA:ELECTRICAL:GB&ST
	141617	270710	2025/02/13	VOLTEX (PTY) LTD - OVERSTRAND	R1 454,24	R218,14	R1 672,38	CBI SSO + COV 100X100 SGL 16A PVC WHITE	INFRASTRUCTURE SERVICES	INFRA:ELECTRICAL:GB&ST
	141617	270710	2025/02/13	VOLTEX (PTY) LTD - OVERSTRAND	R58,64	R8,80	R67,44	BLANK STRIP DIN RAIL 24WAY	INFRASTRUCTURE SERVICES	INFRA:ELECTRICAL:GB&ST
149	140618	270711	2025/02/14	EZIBANDAYO AIRCONDITIONING AND REFRIGERATION CC	R4 150,00	R622,50	R4 772,50	INSTALL AIR CONDITIONER SUPPLIED BY CUSTOMER AT MUNICIPAL COURT, TASNEEM	COMMUNITY SERVICES	COMM:BUILDING MAINTENANCE
150	142537	270712	2025/02/14	BLINDS AND FLOORING STUDIO	R1 739,14	R260,86	R2 000,00	LABOUR FOR INSTALLING OFFICE CARPET BLOCKS	COMMUNITY SERVICES	COMM:LIBRARY SERVICES
151	142517	270713	2025/02/14	GANSBAAI BUILD IT (PTY) LTD	R152,87	R22,93	R175,80	HOSE CLAMP M/STL 14X27	COMMUNITY SERVICES	COMM:PARKS AND OPEN SPACES
	142517	270713	2025/02/14	GANSBAAI BUILD IT (PTY) LTD	R608,61	R91,29	R699,90	GLOVES GREEN NITRILE ( 77300-G) (L)	COMMUNITY SERVICES	COMM:PARKS AND OPEN SPACES
	142517	270713	2025/02/14	GANSBAAI BUILD IT (PTY) LTD	R78,26	R11,73	R89,99	CABEL TIES BLK 200X 4.6 T50R Q100	COMMUNITY SERVICES	COMM:PARKS AND OPEN SPACES
	142517	270713	2025/02/14	GANSBAAI BUILD IT (PTY) LTD	R34,78	R5,21	R39,99	SCREWDRIVR 4MMX 100MM PROFESIONAL	COMMUNITY SERVICES	COMM:PARKS AND OPEN SPACES
	142517	270713	2025/02/14	GANSBAAI BUILD IT (PTY) LTD	R39,13	R5,86	R44,99	COMBINATION SPANNER 8MM	COMMUNITY SERVICES	COMM:PARKS AND OPEN SPACES
	142517	270713	2025/02/14	GANSBAAI BUILD IT (PTY) LTD	R156,52	R23,41	R179,93	OLIERS WATERPUMP H/D 250MM	COMMUNITY SERVICES	COMM:PARKS AND OPEN SPACES
152	140157	270714	2025/02/14	WELDING WORX KT SAULS	R5 376,00	R0,00	R5 376,00	HERSTEL VAN 'N ALUMIUM DEUR SE EEN LEAF. VERVOER EN ARBEID INGESLUIT. (VEILIGHEIDS GLAS)	COMMUNITY SERVICES	COMM:LIBRARY SERVICES
	142293	270715	2025/02/14	BIDVEST WALTONS	R165,30	R24,80	R190,10	PACK ENERGIZER MAX AA BATTERY 4S"	PLANNING AND DEVELOPMENT	P&D:PROPERTY MANAGEMENT
	142293	270715	2025/02/14	BIDVEST WALTONS	R20,78	R3,12	R23,90	FOLDBACK CLIPS 41MM (12)	PLANNING AND DEVELOPMENT	P&D:PROPERTY MANAGEMENT
	142293	270715	2025/02/14	BIDVEST WALTONS	R43,44	R6,52	R49,96	A4 100PG EXAM PAD PUNCHD	PLANNING AND DEVELOPMENT	P&D:PROPERTY MANAGEMENT

#	Requisition #	Order #	Order Date	Creditor Name	Amount (Excl VAT)	VAT	Amount (Incl VAT)	Description of goods/service	Directorate	Department
153	142293	270715	2025/02/14	BIDVEST WALTONS	R342,10	R51,32	R393,42	A4 LEVER ARCH BOARD METAL/COMP 70	PLANNING AND DEVELOPMENT	P&D:PROPERTY MANAGEMENT
	142293	270715	2025/02/14	BIDVEST WALTONS	R99,90	R14,99	R114,89	PENDEL ENERGEL X BLN105 BLK	PLANNING AND DEVELOPMENT	P&D:PROPERTY MANAGEMENT
	142293	270715	2025/02/14	BIDVEST WALTONS	R73,65	R11,05	R84,70	PENDEL ENERGEL X BL107 BLK	PLANNING AND DEVELOPMENT	P&D:PROPERTY MANAGEMENT
	142293	270715	2025/02/14	BIDVEST WALTONS	R5,85	R0,88	R6,73	HB GRAPHITE PENCIL	PLANNING AND DEVELOPMENT	P&D:PROPERTY MANAGEMENT
	142293	270715	2025/02/14	BIDVEST WALTONS	R5,90	R0,89	R6,79	DRAWING PINS (100) SILVER	PLANNING AND DEVELOPMENT	P&D:PROPERTY MANAGEMENT
	142293	270715	2025/02/14	BIDVEST WALTONS	R823,44	R123,52	R946,96	OPTIPLAN REF450 EXPANDA + FLIP+CLIP	PLANNING AND DEVELOPMENT	P&D:PROPERTY MANAGEMENT
	142293	270715	2025/02/14	BIDVEST WALTONS	R222,60	R33,39	R255,99	210ML ASSORTED AIR FRESHNER	PLANNING AND DEVELOPMENT	P&D:PROPERTY MANAGEMENT
	142293	270715	2025/02/14	BIDVEST WALTONS	R48,00	R7,20	R55,20	DISH SPONGES 3'S	PLANNING AND DEVELOPMENT	P&D:PROPERTY MANAGEMENT
	142293	270715	2025/02/14	BIDVEST WALTONS	R245,31	R36,80	R282,11	VERBATIM W/LESS NANO MOUSE BLACK	PLANNING AND DEVELOPMENT	P&D:PROPERTY MANAGEMENT
154	142518	270716	2025/02/14	HERMANUS OFFICE NATIONAL	R232,19	R34,82	R267,01	FILE SUSPENSION BANTES MANILLA A4 CBLUE2 (BOX)	PLANNING AND DEVELOPMENT	P&D:BUILDING CONTROL
	142518	270716	2025/02/14	HERMANUS OFFICE NATIONAL	R63,99	R9,59	R73,58	FOLDER SECRETARIAL MEECO 180MIC (YELLOW) (10PAK)	PLANNING AND DEVELOPMENT	P&D:BUILDING CONTROL
	142518	270716	2025/02/14	HERMANUS OFFICE NATIONAL	R63,99	R9,59	R73,58	FOLDER SECRETRIAL MEECO 180MIC (RED) (10PAK)	PLANNING AND DEVELOPMENT	P&D:BUILDING CONTROL
	142518	270716	2025/02/14	HERMANUS OFFICE NATIONAL	R129,13	R19,36	R148,49	FLAGS STICK N SIGN HERE 30SHT ASS 5 PK	PLANNING AND DEVELOPMENT	P&D:BUILDING CONTROL
	142518	270716	2025/02/14	HERMANUS OFFICE NATIONAL	R19,12	R2,86	R21,98	GENMES STAPLES HDUTY 23/10 1000PK	PLANNING AND DEVELOPMENT	P&D:BUILDING CONTROL
	142518	270716	2025/02/14	HERMANUS OFFICE NATIONAL	R42,34	R6,35	R48,69	BOOK COUNTER ON A4 2Q 192 PAGES	PLANNING AND DEVELOPMENT	P&D:BUILDING CONTROL
	142518	270716	2025/02/14	HERMANUS OFFICE NATIONAL	R96,46	R14,41	R110,87	MARKER FINELINER PILOT 4MM SW PPF BLK	PLANNING AND DEVELOPMENT	P&D:BUILDING CONTROL
	142518	270716	2025/02/14	HERMANUS OFFICE NATIONAL	R397,36	R59,60	R456,96	WHITEBOARD MAG ON 600X900MM	PLANNING AND DEVELOPMENT	P&D:BUILDING CONTROL
	142518	270716	2025/02/14	HERMANUS OFFICE NATIONAL	R263,87	R39,57	R303,44	WHITEBOARD MAG ON 450 X 600MM	PLANNING AND DEVELOPMENT	P&D:BUILDING CONTROL
155	142426	270718	2025/02/14	GANSBAAI BUILD IT (PTY) LTD	R956,52	R143,47	R1 099,99	PLASCON POLVIN SUPER ACRYLIC WHITE 20L	INFRASTRUCTURE SERVICES	INFRA:ELECTRICAL:GB&ST
	142426	270718	2025/02/14	GANSBAAI BUILD IT (PTY) LTD	R313,03	R46,95	R359,98	GLOBE LED A60 12W BC DAY/NIGHT SENSOR CLASSIC	INFRASTRUCTURE SERVICES	INFRA:ELECTRICAL:GB&ST
	142426	270718	2025/02/14	GANSBAAI BUILD IT (PTY) LTD	R426,03	R63,90	R489,93	SIKACRYL-S ACR FLEXIBLE SEALANT	INFRASTRUCTURE SERVICES	INFRA:ELECTRICAL:GB&ST
156	142145	270719	2025/02/14	NOLADA 8 (PTY) LTD	R2 660,00	R399,00	R3 059,00	INDOOR FLAG STAND COMPLETE UNIT	PLANNING AND DEVELOPMENT	P&D:ENVIRONMENTAL MANAGEMENT & CONSERVATION
	142228	270722	2025/02/14	BIDVEST WALTONS	R90,00	R13,50	R103,50	PENDEL ENERGEL ROLLERBALL PEN METAL TIP 0.7MM BL17	INFRASTRUCTURE SERVICES	INFRA:CHIEF ENGINEER:INFRASTRUCTURE SERVICES
	142228	270722	2025/02/14	BIDVEST WALTONS	R58,36	R8,75	R67,11	SCOTCH TAPE 12MM X 33MM 1 ROLL/PACK (EACH)	INFRASTRUCTURE SERVICES	INFRA:CHIEF ENGINEER:INFRASTRUCTURE SERVICES

#	Requisition #	Order #	Order Date	Creditor Name	Amount (Excl VAT)	VAT	Amount (Incl VAT)	Description of goods/service	Directorate	Department
157	142228	270722	2025/02/14	BIDVEST WALTONS	R128,88	R19,33	R148,21	SELLONOTE POLYPROP FLAGS ASSORTED 25 SHEETS 12MMX44MM SLN124429 (EACH)	INFRASTRUCTURE SERVICES	INFRA:CHIEF ENGINEER:INFRASTRUCTURE SERVICES
	142228	270722	2025/02/14	BIDVEST WALTONS	R40,12	R6,02	R46,14	NAL CLIP METAL CLIPS 6.4MM CLI9150 (PACK 50)	INFRASTRUCTURE SERVICES	INFRA:CHIEF ENGINEER:INFRASTRUCTURE SERVICES
	142228	270722	2025/02/14	BIDVEST WALTONS	R15,86	R2,38	R18,24	PRIMELINE CORRECTION TAPE 8M WP21 (EACH)	INFRASTRUCTURE SERVICES	INFRA:CHIEF ENGINEER:INFRASTRUCTURE SERVICES
	142228	270722	2025/02/14	BIDVEST WALTONS	R11,36	R1,70	R13,06	CORRECTION PEN 12ML COR8012C (EACH)	INFRASTRUCTURE SERVICES	INFRA:CHIEF ENGINEER:INFRASTRUCTURE SERVICES
	142228	270722	2025/02/14	BIDVEST WALTONS	R68,94	R10,34	R79,28	MONAMI JUMBO HIGHLIGHTER ASSORTED (SET OF 6)	INFRASTRUCTURE SERVICES	INFRA:CHIEF ENGINEER:INFRASTRUCTURE SERVICES
	142228	270722	2025/02/14	BIDVEST WALTONS	R26,22	R3,93	R30,15	BOSTIK PRESTIK RE-USABLE ADHESIVE WALLET 100G 1-1020 (EACH)	INFRASTRUCTURE SERVICES	INFRA:CHIEF ENGINEER:INFRASTRUCTURE SERVICES
	142228	270722	2025/02/14	BIDVEST WALTONS	R25,20	R3,78	R28,98	PRIMELINE PAPER CLIP WHITE PLASTIC COATED W287 28MM (BOX 100)	INFRASTRUCTURE SERVICES	INFRA:CHIEF ENGINEER:INFRASTRUCTURE SERVICES
	142228	270722	2025/02/14	BIDVEST WALTONS	R58,60	R8,79	R67,39	PRIMELINE STAPLES 6MM NO26/6 W254 (BOX 5000)	INFRASTRUCTURE SERVICES	INFRA:CHIEF ENGINEER:INFRASTRUCTURE SERVICES
	142228	270722	2025/02/14	BIDVEST WALTONS	R29,27	R4,39	R33,66	PRIMELINE LIGHT DUTY HALF STRIP STAPLER WP81 (EACH) PINK	INFRASTRUCTURE SERVICES	INFRA:CHIEF ENGINEER:INFRASTRUCTURE SERVICES
	142228	270722	2025/02/14	BIDVEST WALTONS	R29,27	R4,39	R33,66	PRIMELINE LIGHT DUTY HALF STRIP STAPLER WP81 (EACH) BLUE	INFRASTRUCTURE SERVICES	INFRA:CHIEF ENGINEER:INFRASTRUCTURE SERVICES
	142228	270722	2025/02/14	BIDVEST WALTONS	R78,72	R11,81	R90,53	REXEL VALUE PUNCH V220 (EACH) GREEN	INFRASTRUCTURE SERVICES	INFRA:CHIEF ENGINEER:INFRASTRUCTURE SERVICES
	142228	270722	2025/02/14	BIDVEST WALTONS	R78,72	R11,81	R90,53	REXEL VALUE PUNCH V220 (EACH) PINK	INFRASTRUCTURE SERVICES	INFRA:CHIEF ENGINEER:INFRASTRUCTURE SERVICES
	142228	270722	2025/02/14	BIDVEST WALTONS	R232,32	R34,85	R267,17	PRIMELINE SCREEN AND CUMPUTER WIPES 23GSM 150MM X 140MM (TUB 100)	INFRASTRUCTURE SERVICES	INFRA:CHIEF ENGINEER:INFRASTRUCTURE SERVICES
	142228	270722	2025/02/14	BIDVEST WALTONS	R13,64	R2,05	R15,69	PRIMELINE PERMANENT PULLET POINT MARKER - (EACH) BLACK	INFRASTRUCTURE SERVICES	INFRA:CHIEF ENGINEER:INFRASTRUCTURE SERVICES
	142228	270722	2025/02/14	BIDVEST WALTONS	R86,34	R12,95	R99,29	STEADLER TRADITION ECO WOOD FREE PENCILS HB BOX 12	INFRASTRUCTURE SERVICES	INFRA:CHIEF ENGINEER:INFRASTRUCTURE SERVICES
	142228	270722	2025/02/14	BIDVEST WALTONS	R12,45	R1,87	R14,32	MONAMI ML-SQ LEAD HB 0.5MM X 60MM 12/TUBE	INFRASTRUCTURE SERVICES	INFRA:CHIEF ENGINEER:INFRASTRUCTURE SERVICES
	142228	270722	2025/02/14	BIDVEST WALTONS	R30,36	R4,55	R34,91	PACKAGING TAPE 48MM X 100M	INFRASTRUCTURE SERVICES	INFRA:CHIEF ENGINEER:INFRASTRUCTURE SERVICES

#	Requisition #	Order #	Order Date	Creditor Name	Amount (Excl VAT)	VAT	Amount (Incl VAT)	Description of goods/service	Directorate	Department
	142228	270722	2025/02/14	BIDVEST WALTONS	R21,32	R3,20	R24,52	KW TRIO CLAW STYLE STAPLE REMOVER KW506B4 (EACH)	INFRASTRUCTURE SERVICES	INFRA:CHIEF ENGINEER:INFRASTRUCTURE SERVICES
	142228	270722	2025/02/14	BIDVEST WALTONS	R56,70	R8,51	R65,21	PRIMELINE POLY PROPYLENE CARRY FOLDER WITH PRESS STUD CH201 (EACH)	INFRASTRUCTURE SERVICES	INFRA:CHIEF ENGINEER:INFRASTRUCTURE SERVICES
	142228	270722	2025/02/14	BIDVEST WALTONS	R201,16	R30,17	R231,33	CASIO CALCULATOR MINI DEST 12 DIGITS MS-20UC (EACH) GREEN	INFRASTRUCTURE SERVICES	INFRA:CHIEF ENGINEER:INFRASTRUCTURE SERVICES
	142228	270722	2025/02/14	BIDVEST WALTONS	R46,66	R7,00	R53,66	TRODAT RUBBERSTAMP PRINTY SELF INKING LINE DATER 3.8MM 4810 ISO DATE VERSION (EACH)	INFRASTRUCTURE SERVICES	INFRA:CHIEF ENGINEER:INFRASTRUCTURE SERVICES
	142228	270722	2025/02/14	BIDVEST WALTONS	R90,00	R13,50	R103,50	SHORTHAND BOOK NO CENTRE LINE 144 PAGE A5 127MMX203MM (EACH)	INFRASTRUCTURE SERVICES	INFRA:CHIEF ENGINEER:INFRASTRUCTURE SERVICES
158	142144	270723	2025/02/14	YELLOW MANGO TRADING CC	R6 086,96	R913,04	R7 000,00	DOUBLE SIDE ENTRY LUMINAIRE ADAPTOR BRACKET. SPIGOT	INFRASTRUCTURE SERVICES	INFRA:ELECTRICAL:HM&KM
	142099	270733	2025/02/17	HARIKISUN GENERAL DEALERS (PTY) LTD	R3 150,00	R0,00	R3 150,00	INSIDE DIRT TRAPPER MAT - 750 X 450MM	MUNICIPAL PUBLIC SAFETY	MPS:LAW ENFORCEMENT SERVICES
	142099	270733	2025/02/17	HARIKISUN GENERAL DEALERS (PTY) LTD	R700,00	R0,00	R700,00	OUTSIDE DIRT TRAPPER MAT - 750 X 450MM X 7	MUNICIPAL PUBLIC SAFETY	MPS:LAW ENFORCEMENT SERVICES
	142099	270733	2025/02/17	HARIKISUN GENERAL DEALERS (PTY) LTD	R312,00	R0,00	R312,00	HI BALL GLASSES X 24	MUNICIPAL PUBLIC SAFETY	MPS:LAW ENFORCEMENT SERVICES
	142099	270733	2025/02/17	HARIKISUN GENERAL DEALERS (PTY) LTD	R483,00	R0,00	R483,00	STANDARD SIZE WHITE COFFEE CUPS X 12	MUNICIPAL PUBLIC SAFETY	MPS:LAW ENFORCEMENT SERVICES
	142099	270733	2025/02/17	HARIKISUN GENERAL DEALERS (PTY) LTD	R182,40	R0,00	R182,40	TEASPOONS X 12	MUNICIPAL PUBLIC SAFETY	MPS:LAW ENFORCEMENT SERVICES
	142099	270733	2025/02/17	HARIKISUN GENERAL DEALERS (PTY) LTD	R720,00	R0,00	R720,00	MR MIN 300ML ASSORTED X 15	MUNICIPAL PUBLIC SAFETY	MPS:LAW ENFORCEMENT SERVICES
	142099	270733	2025/02/17	HARIKISUN GENERAL DEALERS (PTY) LTD	R690,00	R0,00	R690,00	GLADE AIR FRESHENER 300ML ASSORTED X 30	MUNICIPAL PUBLIC SAFETY	MPS:LAW ENFORCEMENT SERVICES
	142099	270733	2025/02/17	HARIKISUN GENERAL DEALERS (PTY) LTD	R460,00	R0,00	R460,00	GEL AIR SCENTS AIR FRESHENER 70G ASSORTED X 7	MUNICIPAL PUBLIC SAFETY	MPS:LAW ENFORCEMENT SERVICES
	142099	270733	2025/02/17	HARIKISUN GENERAL DEALERS (PTY) LTD	R960,00	R0,00	R960,00	ULTRA PACK OF IN CISTERN BLOCKS BLEACH - 2 X 50G (2 PACK) X 30	MUNICIPAL PUBLIC SAFETY	MPS:LAW ENFORCEMENT SERVICES
	142099	270733	2025/02/17	HARIKISUN GENERAL DEALERS (PTY) LTD	R600,00	R0,00	R600,00	DOMESTOS RIM BLOCKS 55G X 20	MUNICIPAL PUBLIC SAFETY	MPS:LAW ENFORCEMENT SERVICES
	142099	270733	2025/02/17	HARIKISUN GENERAL DEALERS (PTY) LTD	R287,50	R0,00	R287,50	WINDOWLENE 750ML X 5	MUNICIPAL PUBLIC SAFETY	MPS:LAW ENFORCEMENT SERVICES
	142099	270733	2025/02/17	HARIKISUN GENERAL DEALERS (PTY) LTD	R250,00	R0,00	R250,00	DELIVERY	MUNICIPAL PUBLIC SAFETY	MPS:LAW ENFORCEMENT SERVICES
160	142093	270734	2025/02/17	HERMANUS EXTINGUISHER SERVICES	R2 560,00	R384,00	R2 944,00	SERVICE OF FIRE EXTINGUISHERS	MUNICIPAL PUBLIC SAFETY	MPS:LAW ENFORCEMENT SERVICES
161	142416	270735	2025/02/17	GILBERT'S CATERING	R1 935,00	R0,00	R1 935,00	PLATTERS FOR SDF FORUM MEETING 21 FEB 2025 (21 PEOPLE)	CORPORATE SERVICES	CORP:HUMAN RESOURCES MANAGEMENT
	140442	270739	2025/02/17	NEOTERIC TRADING SERVICES (PTY) LTD	R5 604,00	R0,00	R5 604,00	ESSENTIALS OF FIRE FIGHTING 8TH ED-FIREFIGHTER 1-PRINT	MUNICIPAL PUBLIC SAFETY	MPS:DISASTER MANAGEMENT
	140442	270739	2025/02/17	NEOTERIC TRADING SERVICES (PTY) LTD	R5 604,00	R0,00	R5 604,00	ESSENTIALS OF FIRE FIGHTING 8TH ED-FIREFIGHTER 2-PRINT	MUNICIPAL PUBLIC SAFETY	MPS:DISASTER MANAGEMENT
	140442	270739	2025/02/17	NEOTERIC TRADING SERVICES (PTY) LTD	R2 994,00	R0,00	R2 994,00	HAZARDOUS MATERIAL FOR FIRST RESPONDERS 6TH ED-E-PUB	MUNICIPAL PUBLIC SAFETY	MPS:DISASTER MANAGEMENT
162	140442	270739	2025/02/17	NEOTERIC TRADING SERVICES (PTY) LTD	R2 940,00	R0,00	R2 940,00	FIRE AND EMERGENCY SERVICE COMPANY OFFICER 6TH ED E-PUB	MUNICIPAL PUBLIC SAFETY	MPS:DISASTER MANAGEMENT

#	Requisition #	Order #	Order Date	Creditor Name	Amount (Excl VAT)	VAT	Amount (Incl VAT)	Description of goods/service	Directorate	Department
	140442	270739	2025/02/17	NEOTERIC TRADING SERVICES (PTY) LTD	R1 800,00	R0,00	R1 800,00	LEADERSHIP FOR WILDLAND FIRE OFFICER: LEADING IN A DANGEROUS PROFESSION 2ND ED E-PUB	MUNICIPAL PUBLIC SAFETY	MPS:DISASTER MANAGEMENT
	140442	270739	2025/02/17	NEOTERIC TRADING SERVICES (PTY) LTD	R3 510,00	R0,00	R3 510,00	STD FOR THE INSTALLATION OF STATIONERY ENERGY STORAGE SYSTEM 2023	MUNICIPAL PUBLIC SAFETY	MPS:DISASTER MANAGEMENT
163	140518	270740	2025/02/17	VISSER PAINTERS	R25 800,00	R0,00	R25 800,00	RENOVATIONS TO BUFFELJAGSBAAI LIBRARY	COMMUNITY SERVICES	COMM:LIBRARY SERVICES
164	142611	270756	2025/02/17	ERIC BOOKER PROMOTIONS (PTY) LTD	R1 130,44	R169,56	R1 300,00	STICKERS WITH UV PROTECTION NO GOLF / NO SOCCER	INFRASTRUCTURE SERVICES	INFRA:ROADS:HERMANUS
165	142199	270766	2025/02/18	NOLADA 8 (PTY) LTD	R4 123,00	R618,45	R4 741,45	SHUTTERPLY 18MM	COMMUNITY SERVICES	COMM:BUILDING MAINTENANCE
	142199	270766	2025/02/18	NOLADA 8 (PTY) LTD	R202,51	R30,37	R232,88	CORNICE PLAIN 75MM X 3M	COMMUNITY SERVICES	COMM:BUILDING MAINTENANCE
	142199	270766	2025/02/18	NOLADA 8 (PTY) LTD	R246,00	R36,90	R282,90	SEALANT CONTRACTORS ACRYLIC PACK 260ML (3)	COMMUNITY SERVICES	COMM:BUILDING MAINTENANCE
	142199	270766	2025/02/18	NOLADA 8 (PTY) LTD	R134,00	R20,10	R154,10	NAIL IN ANCHORS 8MM X 75MM (50)	COMMUNITY SERVICES	COMM:BUILDING MAINTENANCE
	142199	270766	2025/02/18	NOLADA 8 (PTY) LTD	R579,00	R86,85	R665,85	CHIPBOARD SCREW 8MM X 70MM (500)	COMMUNITY SERVICES	COMM:BUILDING MAINTENANCE
	142199	270766	2025/02/18	NOLADA 8 (PTY) LTD	R178,00	R26,70	R204,70	CHIPBOARD SCREW 8MM X 40MM (600)	COMMUNITY SERVICES	COMM:BUILDING MAINTENANCE
	142199	270766	2025/02/18	NOLADA 8 (PTY) LTD	R2 800,00	R420,00	R3 220,00	SAP 50MM X 76MM X 3.0M	COMMUNITY SERVICES	COMM:BUILDING MAINTENANCE
	142199	270766	2025/02/18	NOLADA 8 (PTY) LTD	R84,00	R12,60	R96,60	HINGE BALL BEARINGS S/S 75MM X 100MM	COMMUNITY SERVICES	COMM:BUILDING MAINTENANCE
	142199	270766	2025/02/18	NOLADA 8 (PTY) LTD	R570,00	R85,50	R655,50	DOOR DEEP CANTERBURY 813MM	COMMUNITY SERVICES	COMM:BUILDING MAINTENANCE
	142199	270766	2025/02/18	NOLADA 8 (PTY) LTD	R300,00	R45,00	R345,00	LOCKSET CYLINDER FANCY SZ6369 LL	COMMUNITY SERVICES	COMM:BUILDING MAINTENANCE
166	142622	270767	2025/02/18	HERMANUS OFFICE NATIONAL	R134,58	R20,19	R154,77	PEN RB PENTEL ENERGEL X 0.4 BLACK	CORPORATE SERVICES	CORP:INFO & COMMUNICATION TECHNOLOGY
	142622	270767	2025/02/18	HERMANUS OFFICE NATIONAL	R44,86	R6,73	R51,59	PEN RB PENTEL ENERGEL X 0.4 RED	CORPORATE SERVICES	CORP:INFO & COMMUNICATION TECHNOLOGY
	142622	270767	2025/02/18	HERMANUS OFFICE NATIONAL	R44,86	R6,73	R51,59	PEN RB PENTEL ENERGEL X 0.4 BLUE	CORPORATE SERVICES	CORP:INFO & COMMUNICATION TECHNOLOGY
	142622	270767	2025/02/18	HERMANUS OFFICE NATIONAL	R44,86	R6,73	R51,59	PEN RB PENTEL ENERGEL X 0.4 GREEN	CORPORATE SERVICES	CORP:INFO & COMMUNICATION TECHNOLOGY
	142622	270767	2025/02/18	HERMANUS OFFICE NATIONAL	R34,30	R5,15	R39,45	PEN FINELINER UNIPIN 200 0.1MMLGR	CORPORATE SERVICES	CORP:INFO & COMMUNICATION TECHNOLOGY
	142622	270767	2025/02/18	HERMANUS OFFICE NATIONAL	R34,30	R5,15	R39,45	PEN FINELINER UNIPIN 200 0.5MM LGR	CORPORATE SERVICES	CORP:INFO & COMMUNICATION TECHNOLOGY
	142622	270767	2025/02/18	HERMANUS OFFICE NATIONAL	R34,30	R5,15	R39,45	PEN FINELINER UNIPIN 200 0.1MM DGR	CORPORATE SERVICES	CORP:INFO & COMMUNICATION TECHNOLOGY
	142622	270767	2025/02/18	HERMANUS OFFICE NATIONAL	R34,30	R5,15	R39,45	PEN FINELINER UNIPIN 200 0.5MM DGR	CORPORATE SERVICES	CORP:INFO & COMMUNICATION TECHNOLOGY

#	Requisition #	Order #	Order Date	Creditor Name	Amount (Excl VAT)	VAT	Amount (Incl VAT)	Description of goods/service	Directorate	Department
	142622	270767	2025/02/18	HERMANUS OFFICE NATIONAL	R34,30	R5,15	R39,45	PEN FINELINER UNIPIN 200 0.1MM SEP	CORPORATE SERVICES	CORP:INFO & COMMUNICATION TECHNOLOGY
	142622	270767	2025/02/18	HERMANUS OFFICE NATIONAL	R34,20	R5,13	R39,33	PEN FINELINER UNIPIN 200 0.5MM SEP	CORPORATE SERVICES	CORP:INFO & COMMUNICATION TECHNOLOGY
	142622	270767	2025/02/18	HERMANUS OFFICE NATIONAL	R89,28	R13,39	R102,67	TAPE MASKING 24MM X 40M	CORPORATE SERVICES	CORP:INFO & COMMUNICATION TECHNOLOGY
	142622	270767	2025/02/18	HERMANUS OFFICE NATIONAL	R182,02	R27,30	R209,32	BATTERY ALK DURACELL PLUS POWER AA 4PK	CORPORATE SERVICES	CORP:INFO & COMMUNICATION TECHNOLOGY
	142622	270767	2025/02/18	HERMANUS OFFICE NATIONAL	R171,73	R25,76	R197,49	BATTERY ALK DURACELL PLUSPOWER AAA 4PK	CORPORATE SERVICES	CORP:INFO & COMMUNICATION TECHNOLOGY
167	142626	270768	2025/02/18	HERMANUS OFFICE NATIONAL	R343,48	R51,52	R395,00	THREE A5 DIARIES	INFRASTRUCTURE SERVICES	INFRA:PRINCIPAL ENGINEER:PROJECT MANAGEMENT
168	142165	270771	2025/02/18	NOLADA 8 (PTY) LTD	R106,00	R15,90	R121,90	RIVET GUN ALLUMINIUM HAND RIVETER 4.8MM	INFRASTRUCTURE SERVICES	INFRA:WATER:KLEINMOND
	142165	270771	2025/02/18	NOLADA 8 (PTY) LTD	R108,00	R16,20	R124,20	SPANNER SHIFTING 10" 250MM 0-28.8MM	INFRASTRUCTURE SERVICES	INFRA:WATER:KLEINMOND
	142165	270771	2025/02/18	NOLADA 8 (PTY) LTD	R1 100,00	R165,00	R1 265,00	20V DRILL + BATTERY & CHARGER	INFRASTRUCTURE SERVICES	INFRA:WATER:KLEINMOND
	142165	270771	2025/02/18	NOLADA 8 (PTY) LTD	R1 255,00	R188,25	R1 443,25	GRINDER CUT OFF TOOL	INFRASTRUCTURE SERVICES	INFRA:WATER:KLEINMOND
	142165	270771	2025/02/18	NOLADA 8 (PTY) LTD	R178,00	R26,70	R204,70	SPANNER COMBINATION 32MM FULLY POLISHED	INFRASTRUCTURE SERVICES	INFRA:WATER:KLEINMOND
	142165	270771	2025/02/18	NOLADA 8 (PTY) LTD	R74,00	R11,10	R85,10	SPANNER COMBINATION 19MM FULLY POLISHED	INFRASTRUCTURE SERVICES	INFRA:WATER:KLEINMOND
	142165	270771	2025/02/18	NOLADA 8 (PTY) LTD	R111,00	R16,65	R127,65	PLIER WATERPUMP 250MM	INFRASTRUCTURE SERVICES	INFRA:WATER:KLEINMOND
	142165	270771	2025/02/18	NOLADA 8 (PTY) LTD	R95,00	R14,25	R109,25	SPANNER COMBINATION 25MM FULLY POLISHED	INFRASTRUCTURE SERVICES	INFRA:WATER:KLEINMOND
169	142458	270772	2025/02/18	CAPRICHEM SACCS (PTY) LTD	R18 360,00	R2 754,00	R21 114,00	BROOM: 305MM SOFT BLACK PLATFORM BROOM X 40	FINANCIAL SERVICES	FIN:SUPPLY CHAIN MANAGEMENT
170	142612	270773	2025/02/18	KLEINMOND BOUHANDEL	R1 456,70	R218,50	R1 675,20	PADLOCK 50MM BR ABUS CLAM	INFRASTRUCTURE SERVICES	INFRA:ELECTRICAL:HM&KM
171	142571	270774	2025/02/18	GANSBAAI BUILD IT (PTY) LTD	R67,78	R10,16	R77,94	BARGE BOARD PVC JOINER 80X200	INFRASTRUCTURE SERVICES	INFRA:ELECTRICAL:GB&ST
	142571	270774	2025/02/18	GANSBAAI BUILD IT (PTY) LTD	R469,54	R70,42	R539,96	BIG SIX RIDGE FINAL	INFRASTRUCTURE SERVICES	INFRA:ELECTRICAL:GB&ST
172	142460	270775	2025/02/18	SIDINGA SUPPLIERS	R14 231,25	R2 134,68	R16 365,93	SHOVEL: ROUND NOSE X 75	FINANCIAL SERVICES	FIN:SUPPLY CHAIN MANAGEMENT
	142460	270775	2025/02/18	SIDINGA SUPPLIERS	R10 800,00	R1 620,00	R12 420,00	SPADE: NO.2 DIGGING (ALL STEEL) X 75	FINANCIAL SERVICES	FIN:SUPPLY CHAIN MANAGEMENT
173	142619	270776	2025/02/18	HERMANUS OFFICE NATIONAL	R205,14	R0,00	R205,14	3 X 100-PK JOKO TAGLESS TEABAGS	MUNICIPAL COUNCIL	COUNCIL:COUNCIL'S GENERAL
	142619	270776	2025/02/18	HERMANUS OFFICE NATIONAL	R395,97	R0,00	R395,97	2 X 750G RICOFFY	MUNICIPAL COUNCIL	COUNCIL:COUNCIL'S GENERAL
	142619	270776	2025/02/18	HERMANUS OFFICE NATIONAL	R85,00	R0,00	R85,00	1 X 100 CANDEREL SWEETENERS	MUNICIPAL COUNCIL	COUNCIL:COUNCIL'S GENERAL

#	Requisition #	Order #	Order Date	Creditor Name	Amount (Excl VAT)	VAT	Amount (Incl VAT)	Description of goods/service	Directorate	Department
	142619	270776	2025/02/18	HERMANUS OFFICE NATIONAL	R661,20	R0,00	R661,20	5 X 6-PACK LONGLIFE FULL CREAM MILK	MUNICIPAL COUNCIL	COUNCIL:COUNCIL'S GENERAL
	142619	270776	2025/02/18	HERMANUS OFFICE NATIONAL	R155,89	R0,00	R155,89	2 X 2,5KG WHITE SUGAR	MUNICIPAL COUNCIL	COUNCIL:COUNCIL'S GENERAL
174	141033	270777	2025/02/19	OFFICE FOR YOU (PTY) LTD	R88,40	R13,26	R101,66	BANTEX OPTIMA PAPER CLIP DISPENSER – BLUE X 1	INFRASTRUCTURE SERVICES	INFRA:PRINCIPAL ENGINEER:ELECTRICAL SERVICES
	141033	270777	2025/02/19	OFFICE FOR YOU (PTY) LTD	R216,00	R32,40	R248,40	ARTLINE 70 EK70 BULLET POINT PERMANENT MARKER – BLACK X 8	INFRASTRUCTURE SERVICES	INFRA:PRINCIPAL ENGINEER:ELECTRICAL SERVICES
	141033	270777	2025/02/19	OFFICE FOR YOU (PTY) LTD	R120,00	R18,00	R138,00	STAPLES NO 26/6 (BOX 5000) X 10	INFRASTRUCTURE SERVICES	INFRA:PRINCIPAL ENGINEER:ELECTRICAL SERVICES
	141033	270777	2025/02/19	OFFICE FOR YOU (PTY) LTD	R68,00	R10,20	R78,20	DISA- NAL CLIP METAL CLIPS 6.4MM (PACK 50) X 2	INFRASTRUCTURE SERVICES	INFRA:PRINCIPAL ENGINEER:ELECTRICAL SERVICES
	141033	270777	2025/02/19	OFFICE FOR YOU (PTY) LTD	R82,00	R12,30	R94,30	DISA-NAL CLIP GUN (EACH) X 2	INFRASTRUCTURE SERVICES	INFRA:PRINCIPAL ENGINEER:ELECTRICAL SERVICES
	141033	270777	2025/02/19	OFFICE FOR YOU (PTY) LTD	R792,00	R118,80	R910,80	PENDEL SUPERB BALLPOINT PEN FINE POINT (EACH) – BLACK X 2	INFRASTRUCTURE SERVICES	INFRA:PRINCIPAL ENGINEER:ELECTRICAL SERVICES
	141033	270777	2025/02/19	OFFICE FOR YOU (PTY) LTD	R556,80	R83,52	R640,32	PENDEL PENCIL MECHANICAL HOTSHOT 0.5MM (EACH) - ASSORTED COLOURS X 48	INFRASTRUCTURE SERVICES	INFRA:PRINCIPAL ENGINEER:ELECTRICAL SERVICES
	141033	270777	2025/02/19	OFFICE FOR YOU (PTY) LTD	R108,00	R16,20	R124,20	PENDEL PENCIL HB LEADS 0.5MM SPARE LEADS HI-POLYMER 100 X 12	INFRASTRUCTURE SERVICES	INFRA:PRINCIPAL ENGINEER:ELECTRICAL SERVICES
	141033	270777	2025/02/19	OFFICE FOR YOU (PTY) LTD	R252,80	R37,92	R290,72	PENDEL CORRECTION TAPE 5MMX5M WHITE (EACH) X 8	INFRASTRUCTURE SERVICES	INFRA:PRINCIPAL ENGINEER:ELECTRICAL SERVICES
	141033	270777	2025/02/19	OFFICE FOR YOU (PTY) LTD	R78,40	R11,76	R90,16	BOSTIK RE-USABLE ADHESIVE PRESTIK - WALLET 100G X 4	INFRASTRUCTURE SERVICES	INFRA:PRINCIPAL ENGINEER:ELECTRICAL SERVICES
	141033	270777	2025/02/19	OFFICE FOR YOU (PTY) LTD	R228,00	R34,20	R262,20	PRITT GLUE STICK JUMBO 43G (EACH) X 6	INFRASTRUCTURE SERVICES	INFRA:PRINCIPAL ENGINEER:ELECTRICAL SERVICES
	141033	270777	2025/02/19	OFFICE FOR YOU (PTY) LTD	R158,00	R23,70	R181,70	LOCTITE SUPER GLUE ORIGINAL 3G X 2	INFRASTRUCTURE SERVICES	INFRA:PRINCIPAL ENGINEER:ELECTRICAL SERVICES
	141033	270777	2025/02/19	OFFICE FOR YOU (PTY) LTD	R144,00	R21,59	R165,59	ECONO SELLOTAPE ADHESIVE 18MM X 66M – ROLL X 6	INFRASTRUCTURE SERVICES	INFRA:PRINCIPAL ENGINEER:ELECTRICAL SERVICES
141033	270777	2025/02/19	OFFICE FOR YOU (PTY) LTD	R600,00	R90,00	R690,00	WALTONS CRYSTAL OFFICE BALLPEN MEDIUM - BLACK	INFRASTRUCTURE SERVICES	INFRA:PRINCIPAL ENGINEER:ELECTRICAL SERVICES	
	142248	270779	2025/02/19	NOLADA 8 (PTY) LTD	R412,00	R61,80	R473,80	RATCHET HANDLE 1/2" ALL STEEL PEARL SATIN FIN	COMMUNITY SERVICES	COMM:PARKS AND OPEN SPACES
	142248	270779	2025/02/19	NOLADA 8 (PTY) LTD	R355,00	R53,25	R408,25	20V PS C/L CHARGER	COMMUNITY SERVICES	COMM:PARKS AND OPEN SPACES
	142248	270779	2025/02/19	NOLADA 8 (PTY) LTD	R1 860,00	R279,00	R2 139,00	LITHIUM ION BATTERY 6.0AH 20V	COMMUNITY SERVICES	COMM:PARKS AND OPEN SPACES

#	Requisition #	Order #	Order Date	Creditor Name	Amount (Excl VAT)	VAT	Amount (Incl VAT)	Description of goods/service	Directorate	Department
175	142248	270779	2025/02/19	NOLADA 8 (PTY) LTD	R145,00	R21,75	R166,75	CUTTING DISC STEEL 115MM	COMMUNITY SERVICES	COMM:PARKS AND OPEN SPACES
	142248	270779	2025/02/19	NOLADA 8 (PTY) LTD	R109,00	R16,35	R125,35	DIAMOND BLADE 115M CONT RIM	COMMUNITY SERVICES	COMM:PARKS AND OPEN SPACES
	142248	270779	2025/02/19	NOLADA 8 (PTY) LTD	R3 360,00	R504,00	R3 864,00	BOUKALK /LIME 25KG	COMMUNITY SERVICES	COMM:PARKS AND OPEN SPACES
	142248	270779	2025/02/19	NOLADA 8 (PTY) LTD	R832,00	R124,80	R956,80	ALCOLIN FILLA FOAM 750ML	COMMUNITY SERVICES	COMM:PARKS AND OPEN SPACES
	142248	270779	2025/02/19	NOLADA 8 (PTY) LTD	R200,00	R30,00	R230,00	DELIVERY TO KLEINMOND	COMMUNITY SERVICES	COMM:PARKS AND OPEN SPACES
	142248	270779	2025/02/19	NOLADA 8 (PTY) LTD	R352,00	R52,80	R404,80	PP FENCE STAPLE 25MM 200G	COMMUNITY SERVICES	COMM:PARKS AND OPEN SPACES
	142248	270779	2025/02/19	NOLADA 8 (PTY) LTD	R337,60	R50,64	R388,24	GLOVES GARDEN ORANGE XLARGE	COMMUNITY SERVICES	COMM:PARKS AND OPEN SPACES
	142248	270779	2025/02/19	NOLADA 8 (PTY) LTD	R2 460,00	R369,00	R2 829,00	ROTARY DRILL BUSHLESS 20V PS	COMMUNITY SERVICES	COMM:PARKS AND OPEN SPACES
	142248	270779	2025/02/19	NOLADA 8 (PTY) LTD	R1 270,00	R190,50	R1 460,50	20VPS ANGLE GRINDER 115MM BRUSHLESS	COMMUNITY SERVICES	COMM:PARKS AND OPEN SPACES
176	142524	270780	2025/02/19	HERMANUS MOWER CENTRE	R65,22	R9,78	R75,00	SPARK PLUG NGK BP6ES	COMMUNITY SERVICES	COMM:PARKS AND OPEN SPACES
	142524	270780	2025/02/19	HERMANUS MOWER CENTRE	R129,14	R19,36	R148,50	AIRFILTER TORX 160/200	COMMUNITY SERVICES	COMM:PARKS AND OPEN SPACES
	142524	270780	2025/02/19	HERMANUS MOWER CENTRE	R76,96	R11,54	R88,50	OIL CHANGE	COMMUNITY SERVICES	COMM:PARKS AND OPEN SPACES
	142524	270780	2025/02/19	HERMANUS MOWER CENTRE	R39,13	R5,87	R45,00	CARB CLEAN	COMMUNITY SERVICES	COMM:PARKS AND OPEN SPACES
	142524	270780	2025/02/19	HERMANUS MOWER CENTRE	R47,83	R7,17	R55,00	SUNDRIES (MISC. ITEMS & CLEANING MATERIAL	COMMUNITY SERVICES	COMM:PARKS AND OPEN SPACES
	142524	270780	2025/02/19	HERMANUS MOWER CENTRE	R486,96	R73,04	R560,00	LABOUR (R560 P/HOUR)	COMMUNITY SERVICES	COMM:PARKS AND OPEN SPACES
177	142444	270781	2025/02/19	NOLADA 8 (PTY) LTD	R7 580,00	R1 137,00	R8 717,00	SAP TIMBER 50MM X 228MM X 6.6M X10	PLANNING AND DEVELOPMENT	P&D:ENVIRONMENTAL MANAGEMENT & CONSERVATION
	142444	270781	2025/02/19	NOLADA 8 (PTY) LTD	R1 140,00	R171,00	R1 311,00	SAP TIMBER 50MM X 76MM X 3.0M X12	PLANNING AND DEVELOPMENT	P&D:ENVIRONMENTAL MANAGEMENT & CONSERVATION
	142444	270781	2025/02/19	NOLADA 8 (PTY) LTD	R2 720,00	R408,00	R3 128,00	COUNTERSUNK SPAX TORX SCREW 6MM X 80MM X400	PLANNING AND DEVELOPMENT	P&D:ENVIRONMENTAL MANAGEMENT & CONSERVATION
	142444	270781	2025/02/19	NOLADA 8 (PTY) LTD	R4 080,00	R612,00	R4 692,00	WASHER HEAD SPAX TORX SREW 6MM X 80MM X600	PLANNING AND DEVELOPMENT	P&D:ENVIRONMENTAL MANAGEMENT & CONSERVATION
	142444	270781	2025/02/19	NOLADA 8 (PTY) LTD	R83,00	R12,45	R95,45	TOILET SEAT (NYLON) X 1	PLANNING AND DEVELOPMENT	P&D:ENVIRONMENTAL MANAGEMENT & CONSERVATION
	142444	270781	2025/02/19	NOLADA 8 (PTY) LTD	R115,00	R17,25	R132,25	SHOUWER HEAD 1 FUNCTION X 1	PLANNING AND DEVELOPMENT	P&D:ENVIRONMENTAL MANAGEMENT & CONSERVATION
	141881	270782	2025/02/19	OFFICE FOR YOU (PTY) LTD	R81,00	R12,15	R93,15	CLIPS PAPER NEXX 33MM 100PK SIL X 15	COMMUNITY SERVICES	COMM:PARKS AND OPEN SPACES
	141881	270782	2025/02/19	OFFICE FOR YOU (PTY) LTD	R55,60	R8,34	R63,94	BOARDS PASTEL 160G A4 BLUE 100PK X 1	COMMUNITY SERVICES	COMM:PARKS AND OPEN SPACES

#	Requisition #	Order #	Order Date	Creditor Name	Amount (Excl VAT)	VAT	Amount (Incl VAT)	Description of goods/service	Directorate	Department
	141881	270782	2025/02/19	OFFICE FOR YOU (PTY) LTD	R108,00	R16,20	R124,20	CLIPS PAPER NEXX GIANT 50MM 100PK SIL X 10	COMMUNITY SERVICES	COMM:PARKS AND OPEN SPACES
	141881	270782	2025/02/19	OFFICE FOR YOU (PTY) LTD	R182,00	R27,30	R209,30	CLIPS PAPER NEXX GIANT 77MM 50PK SIL X10	COMMUNITY SERVICES	COMM:PARKS AND OPEN SPACES
	141881	270782	2025/02/19	OFFICE FOR YOU (PTY) LTD	R116,20	R17,43	R133,63	STAPLERHSTRIP PLIER GENMES METAL X1	COMMUNITY SERVICES	COMM:PARKS AND OPEN SPACES
	141881	270782	2025/02/19	OFFICE FOR YOU (PTY) LTD	R55,60	R8,34	R63,94	BOARDS PASTEL 160G A4 YELLOW 100PK X 1	COMMUNITY SERVICES	COMM:PARKS AND OPEN SPACES
	141881	270782	2025/02/19	OFFICE FOR YOU (PTY) LTD	R55,60	R8,34	R63,94	BOARDS PASTEL 160G A4 GREEN 100PK X 1	COMMUNITY SERVICES	COMM:PARKS AND OPEN SPACES
	141881	270782	2025/02/19	OFFICE FOR YOU (PTY) LTD	R55,60	R8,34	R63,94	BOARDS PASTEL 160G A4 BUFF 100PK X 1	COMMUNITY SERVICES	COMM:PARKS AND OPEN SPACES
	141881	270782	2025/02/19	OFFICE FOR YOU (PTY) LTD	R760,00	R114,00	R874,00	GLUE STICK PRITT 43G X 20	COMMUNITY SERVICES	COMM:PARKS AND OPEN SPACES
	141881	270782	2025/02/19	OFFICE FOR YOU (PTY) LTD	R180,00	R27,00	R207,00	PRESTICK BOSTIK 100GR X 10	COMMUNITY SERVICES	COMM:PARKS AND OPEN SPACES
	141881	270782	2025/02/19	OFFICE FOR YOU (PTY) LTD	R42,00	R6,30	R48,30	NOTE ADH ON 75X75MM YEL X 7	COMMUNITY SERVICES	COMM:PARKS AND OPEN SPACES
	141881	270782	2025/02/19	OFFICE FOR YOU (PTY) LTD	R72,00	R10,80	R82,80	NOTE ADH ON 75X125MM YEL X 8	COMMUNITY SERVICES	COMM:PARKS AND OPEN SPACES
	141881	270782	2025/02/19	OFFICE FOR YOU (PTY) LTD	R195,00	R29,25	R224,25	STAPLES 26/6 ON 5000PK X 15	COMMUNITY SERVICES	COMM:PARKS AND OPEN SPACES
	141881	270782	2025/02/19	OFFICE FOR YOU (PTY) LTD	R71,00	R10,65	R81,65	DIVIDER BOARD MEECO A4 JANDEC MULTICOL X 5	COMMUNITY SERVICES	COMM:PARKS AND OPEN SPACES
	141881	270782	2025/02/19	OFFICE FOR YOU (PTY) LTD	R80,00	R12,00	R92,00	DIVIDER BOARD MEECO A4 A-Z RBW X 5	COMMUNITY SERVICES	COMM:PARKS AND OPEN SPACES
	141881	270782	2025/02/19	OFFICE FOR YOU (PTY) LTD	R82,00	R12,30	R94,30	CLIPBOARD MASONITE METAL CLIP X 5	COMMUNITY SERVICES	COMM:PARKS AND OPEN SPACES
	141881	270782	2025/02/19	OFFICE FOR YOU (PTY) LTD	R45,00	R6,75	R51,75	PIN PUSH KENZEL ASS 150PK X 1	COMMUNITY SERVICES	COMM:PARKS AND OPEN SPACES
	141881	270782	2025/02/19	OFFICE FOR YOU (PTY) LTD	R81,00	R12,15	R93,15	FOLDER CARRY A4 ASS X 15	COMMUNITY SERVICES	COMM:PARKS AND OPEN SPACES
	141881	270782	2025/02/19	OFFICE FOR YOU (PTY) LTD	R82,00	R12,30	R94,30	POUCH LAMINATE ON A4 150KIC 100PK X 1	COMMUNITY SERVICES	COMM:PARKS AND OPEN SPACES
	141881	270782	2025/02/19	OFFICE FOR YOU (PTY) LTD	R1 200,00	R180,00	R1 380,00	LAMINATOR A3 STYLE REXEL X 1	COMMUNITY SERVICES	COMM:PARKS AND OPEN SPACES
	141881	270782	2025/02/19	OFFICE FOR YOU (PTY) LTD	R123,00	R18,45	R141,45	MARKER WBRD PENTEL MAXIFLO BULLET BLK X 5	COMMUNITY SERVICES	COMM:PARKS AND OPEN SPACES
	141881	270782	2025/02/19	OFFICE FOR YOU (PTY) LTD	R82,00	R12,30	R94,30	MARKER WHITBRD PARROT BULLET ASS10PK X 1	COMMUNITY SERVICES	COMM:PARKS AND OPEN SPACES
	141881	270782	2025/02/19	OFFICE FOR YOU (PTY) LTD	R79,00	R11,85	R90,85	MARKER WBRD CROXLEY MAG ERASER SET X 1	COMMUNITY SERVICES	COMM:PARKS AND OPEN SPACES
	141881	270782	2025/02/19	OFFICE FOR YOU (PTY) LTD	R24,80	R3,72	R28,52	BOARD DUSTER TREFOIL CHALK 150MM X 2	COMMUNITY SERVICES	COMM:PARKS AND OPEN SPACES
	141881	270782	2025/02/19	OFFICE FOR YOU (PTY) LTD	R101,00	R15,15	R116,15	TSQUARE BLACKBOARD FOSKA PLASTIC 1M X 1	COMMUNITY SERVICES	COMM:PARKS AND OPEN SPACES
	141881	270782	2025/02/19	OFFICE FOR YOU (PTY) LTD	R90,00	R13,50	R103,50	PENCIL CLUTCH PENTAL TECHNICLICK 0.5 ASS X 5	COMMUNITY SERVICES	COMM:PARKS AND OPEN SPACES
	141881	270782	2025/02/19	OFFICE FOR YOU (PTY) LTD	R528,00	R79,20	R607,20	PEN BP PENTEL SUPERB 0.7 FINE BLK X 48	COMMUNITY SERVICES	COMM:PARKS AND OPEN SPACES
	141881	270782	2025/02/19	OFFICE FOR YOU (PTY) LTD	R50,00	R7,50	R57,50	PEN REFILL PENTEL BP 0.7MM FINE BLK 2PK X 2	COMMUNITY SERVICES	COMM:PARKS AND OPEN SPACES

#	Requisition #	Order #	Order Date	Creditor Name	Amount (Excl VAT)	VAT	Amount (Incl VAT)	Description of goods/service	Directorate	Department
178	141881	270782	2025/02/19	OFFICE FOR YOU (PTY) LTD	R470,40	R70,56	R540,96	PEN BP PILOT BPS 0.7MM FINE BLK X 24	COMMUNITY SERVICES	COMM:PARKS AND OPEN SPACES
	141881	270782	2025/02/19	OFFICE FOR YOU (PTY) LTD	R405,00	R60,75	R465,75	MARKER PERMANENT ARTLINE 70 BULLET BLK X 15	COMMUNITY SERVICES	COMM:PARKS AND OPEN SPACES
	141881	270782	2025/02/19	OFFICE FOR YOU (PTY) LTD	R81,00	R12,15	R93,15	MARKER PERMANENT ARTLINE 700 BULLET BLK X 3	COMMUNITY SERVICES	COMM:PARKS AND OPEN SPACES
	141881	270782	2025/02/19	OFFICE FOR YOU (PTY) LTD	R13,20	R1,98	R15,18	ERASER PLASTIC ON LARGE X 6	COMMUNITY SERVICES	COMM:PARKS AND OPEN SPACES
	141881	270782	2025/02/19	OFFICE FOR YOU (PTY) LTD	R403,20	R60,48	R463,68	FILE POCKET ON A4 50 MIC 100PK X 6	COMMUNITY SERVICES	COMM:PARKS AND OPEN SPACES
	141881	270782	2025/02/19	OFFICE FOR YOU (PTY) LTD	R340,00	R51,00	R391,00	CORRECTION PEN PENTEL BLUE BOTTLE 18ML X 10	COMMUNITY SERVICES	COMM:PARKS AND OPEN SPACES
	141881	270782	2025/02/19	OFFICE FOR YOU (PTY) LTD	R316,00	R47,40	R363,40	HIGHLIGHTER CHISEL LUXOR 6PK BRIGHT X 10	COMMUNITY SERVICES	COMM:PARKS AND OPEN SPACES
	141881	270782	2025/02/19	OFFICE FOR YOU (PTY) LTD	R138,00	R20,70	R158,70	FILE DISPLAY FLIPFILE A4 10 POCKETS X 10	COMMUNITY SERVICES	COMM:PARKS AND OPEN SPACES
	141881	270782	2025/02/19	OFFICE FOR YOU (PTY) LTD	R315,00	R47,25	R362,25	FILE DISPLAY FLIPFILE A4 20 POCKETS X 15	COMMUNITY SERVICES	COMM:PARKS AND OPEN SPACES
	141881	270782	2025/02/19	OFFICE FOR YOU (PTY) LTD	R489,00	R73,35	R562,35	FINE DISPLAY FLIPFILE A4 30 POCKETS X 15	COMMUNITY SERVICES	COMM:PARKS AND OPEN SPACES
	141881	270782	2025/02/19	OFFICE FOR YOU (PTY) LTD	R795,00	R119,25	R914,25	FINE DISPLAY FLIPFILE A4 50 POCKETS X 15	COMMUNITY SERVICES	COMM:PARKS AND OPEN SPACES
	141881	270782	2025/02/19	OFFICE FOR YOU (PTY) LTD	R285,60	R42,84	R328,44	CALCULATOR DESKTOP TREFOIL 12DIG BLK/WHT X 3	COMMUNITY SERVICES	COMM:PARKS AND OPEN SPACES
	141881	270782	2025/02/19	OFFICE FOR YOU (PTY) LTD	R130,00	R19,50	R149,50	STAMP COLOR PRINTER 20 38X14MM X 1	COMMUNITY SERVICES	COMM:PARKS AND OPEN SPACES
	141881	270782	2025/02/19	OFFICE FOR YOU (PTY) LTD	R94,00	R14,10	R108,10	TAPE PACKAGING 48X50 CLEAR X 10	COMMUNITY SERVICES	COMM:PARKS AND OPEN SPACES
	141881	270782	2025/02/19	OFFICE FOR YOU (PTY) LTD	R202,00	R30,30	R232,30	TAPE PACKAGING 48X100 CLEAR X 10	COMMUNITY SERVICES	COMM:PARKS AND OPEN SPACES
	141881	270782	2025/02/19	OFFICE FOR YOU (PTY) LTD	R66,00	R9,90	R75,90	TAPE ROLL CLEAR LARGE CORE 12X33M X 15	COMMUNITY SERVICES	COMM:PARKS AND OPEN SPACES
	141881	270782	2025/02/19	OFFICE FOR YOU (PTY) LTD	R474,00	R71,10	R545,10	DISPENSEN PAPERCLIP BANTEX 30MM X 6	COMMUNITY SERVICES	COMM:PARKS AND OPEN SPACES
	141881	270782	2025/02/19	OFFICE FOR YOU (PTY) LTD	R880,00	R132,00	R1 012,00	PAPER CUBE BANTEX HOLDER RBW X 10	COMMUNITY SERVICES	COMM:PARKS AND OPEN SPACES
	141881	270782	2025/02/19	OFFICE FOR YOU (PTY) LTD	R534,00	R80,10	R614,10	PUNCH 2 HOLE GENMES STEEL 20 SHEETS BLL X 6	COMMUNITY SERVICES	COMM:PARKS AND OPEN SPACES
	141881	270782	2025/02/19	OFFICE FOR YOU (PTY) LTD	R30,00	R4,50	R34,50	SHARPENER 1 HOLE SINGLE METAL X 10	COMMUNITY SERVICES	COMM:PARKS AND OPEN SPACES
	141881	270782	2025/02/19	OFFICE FOR YOU (PTY) LTD	R352,80	R52,92	R405,72	PENCIL TRADION STAEDLER H2 X 36	COMMUNITY SERVICES	COMM:PARKS AND OPEN SPACES
	141881	270782	2025/02/19	OFFICE FOR YOU (PTY) LTD	R96,00	R14,40	R110,40	BOOK MEMO HCOVER A6 144PG X 12	COMMUNITY SERVICES	COMM:PARKS AND OPEN SPACES
	141881	270782	2025/02/19	OFFICE FOR YOU (PTY) LTD	R780,00	R117,00	R897,00	NOTE BOOK EXEC MEECO WITH STRIPE A4 WH X 12	COMMUNITY SERVICES	COMM:PARKS AND OPEN SPACES
141881	270782	2025/02/19	OFFICE FOR YOU (PTY) LTD	R780,00	R117,00	R897,00	NOTEBOOK EXEC MEECO WITH STRIPE A4 WH X 12	COMMUNITY SERVICES	COMM:PARKS AND OPEN SPACES	
141881	270782	2025/02/19	OFFICE FOR YOU (PTY) LTD	R345,00	R51,75	R396,75	PAD EXAM PUNCHED A4 100SHTS X 25	COMMUNITY SERVICES	COMM:PARKS AND OPEN SPACES	
141881	270782	2025/02/19	OFFICE FOR YOU (PTY) LTD	R126,00	R18,90	R144,90	BOOK MANUSCRIPT HCOVER A5 96PG X 15	COMMUNITY SERVICES	COMM:PARKS AND OPEN SPACES	

#	Requisition #	Order #	Order Date	Creditor Name	Amount (Excl VAT)	VAT	Amount (Incl VAT)	Description of goods/service	Directorate	Department
	141881	270782	2025/02/19	OFFICE FOR YOU (PTY) LTD	R160,00	R24,00	R184,00	BOOK NOTE CROXELY WIRE JD360 100PG X 10	COMMUNITY SERVICES	COMM:PARKS AND OPEN SPACES
	141881	270782	2025/02/19	OFFICE FOR YOU (PTY) LTD	R133,00	R19,95	R152,95	BOOK CROXELY DELIVER LETTER 128PG 198X13 X 12	COMMUNITY SERVICES	COMM:PARKS AND OPEN SPACES
	141881	270782	2025/02/19	OFFICE FOR YOU (PTY) LTD	R1 440,00	R216,00	R1 656,00	PEN BP BIC ORANGE FINE 0.7MM BLK X 300	COMMUNITY SERVICES	COMM:PARKS AND OPEN SPACES
	141881	270782	2025/02/19	OFFICE FOR YOU (PTY) LTD	R480,00	R72,00	R552,00	PEN BP BIC ORANGE FINE 0.7MM RED X 100	COMMUNITY SERVICES	COMM:PARKS AND OPEN SPACES
	141881	270782	2025/02/19	OFFICE FOR YOU (PTY) LTD	R420,00	R63,00	R483,00	PEN RB PILOT BLG27 GEL RET 0.7MMFINE B X 20	COMMUNITY SERVICES	COMM:PARKS AND OPEN SPACES
	141881	270782	2025/02/19	OFFICE FOR YOU (PTY) LTD	R168,00	R25,20	R193,20	PEN RB PILOT BLG27 GEL BASIC 0.7MM4PKA X 2	COMMUNITY SERVICES	COMM:PARKS AND OPEN SPACES
	141881	270782	2025/02/19	OFFICE FOR YOU (PTY) LTD	R252,00	R37,80	R289,80	PEN RB PILOT BLG27 GEL RET 0.7MMFINE R X 12	COMMUNITY SERVICES	COMM:PARKS AND OPEN SPACES
	141881	270782	2025/02/19	OFFICE FOR YOU (PTY) LTD	R1 981,40	R297,21	R2 278,61	PEN BPOINT SLIDER RAVE XB WPROOF INK AS X 30	COMMUNITY SERVICES	COMM:PARKS AND OPEN SPACES
	141881	270782	2025/02/19	OFFICE FOR YOU (PTY) LTD	R478,00	R71,70	R549,70	RINGBINDER JD1330 BLUE X 10	COMMUNITY SERVICES	COMM:PARKS AND OPEN SPACES
	141881	270782	2025/02/19	OFFICE FOR YOU (PTY) LTD	R975,20	R146,28	R1 121,48	ENV C4 CROXLEY SEAL EASY MANILLA 250PK X 4	COMMUNITY SERVICES	COMM:PARKS AND OPEN SPACES
	141881	270782	2025/02/19	OFFICE FOR YOU (PTY) LTD	R290,80	R43,62	R334,42	ENV C4 CROXLEY SEAL EASI WHITE 250PK X 1	COMMUNITY SERVICES	COMM:PARKS AND OPEN SPACES
	141881	270782	2025/02/19	OFFICE FOR YOU (PTY) LTD	R638,40	R95,76	R734,16	ENV C5 CROXLEY SEAL EASI WHITE 500PK X 2	COMMUNITY SERVICES	COMM:PARKS AND OPEN SPACES
	141881	270782	2025/02/19	OFFICE FOR YOU (PTY) LTD	R84,00	R12,60	R96,60	SCISSOR ECONO 21CM BLACK ONLY X 6	COMMUNITY SERVICES	COMM:PARKS AND OPEN SPACES
	141881	270782	2025/02/19	OFFICE FOR YOU (PTY) LTD	R79,20	R11,88	R91,08	RULER PLASTIC ON 30CM CLEAR (Pack) X 3	COMMUNITY SERVICES	COMM:PARKS AND OPEN SPACES
	141417	270783	2025/02/19	BIDVEST WALTONS	R36,52	R5,48	R42,00	CLEAR PACKING TAPE 48MMX50M X 4	INFRASTRUCTURE SERVICES	INFRA:PRINCIPAL TECHNOLOGIST CIVIL:KLEINMOND
	141417	270783	2025/02/19	BIDVEST WALTONS	R53,36	R8,00	R61,36	6135 PRITT GLUE STICK JUMBO 43GR 645812 (EACH) X 4	INFRASTRUCTURE SERVICES	INFRA:PRINCIPAL TECHNOLOGIST CIVIL:KLEINMOND
	141417	270783	2025/02/19	BIDVEST WALTONS	R79,76	R11,96	R91,72	1569 WALTONS PRIMELINE SCISSORS S/STEEL R/GRIP 21 6CM SC9908 (EACH) X 4	INFRASTRUCTURE SERVICES	INFRA:PRINCIPAL TECHNOLOGIST CIVIL:KLEINMOND
	141417	270783	2025/02/19	BIDVEST WALTONS	R162,60	R24,39	R186,99	6342 WALTONS PRIMELINE CORRECTION TAPE 8M WP21 (EACH) X 20	INFRASTRUCTURE SERVICES	INFRA:PRINCIPAL TECHNOLOGIST CIVIL:KLEINMOND
	141417	270783	2025/02/19	BIDVEST WALTONS	R11,00	R1,65	R12,65	6328 WALTONS PRIMELINE ERASER SOFT TOUCH IN SLEEVE X 4	INFRASTRUCTURE SERVICES	INFRA:PRINCIPAL TECHNOLOGIST CIVIL:KLEINMOND
	141417	270783	2025/02/19	BIDVEST WALTONS	R21,06	R3,16	R24,22	6392 WALTONS PRIMELINE SHATTER RESISTANT RULER 30CM CLEAR X 6	INFRASTRUCTURE SERVICES	INFRA:PRINCIPAL TECHNOLOGIST CIVIL:KLEINMOND
	141417	270783	2025/02/19	BIDVEST WALTONS	R1 175,00	R176,25	R1 351,25	1221 BLACK WALTONS CRYSTAL OFFICE BALLPEN MED X 250	INFRASTRUCTURE SERVICES	INFRA:PRINCIPAL TECHNOLOGIST CIVIL:KLEINMOND
	141417	270783	2025/02/19	BIDVEST WALTONS	R423,96	R63,59	R487,55	4027 MONAMI JUMBO HIGHLIGHTER ASSORTED (SET 6) X 6	INFRASTRUCTURE SERVICES	INFRA:PRINCIPAL TECHNOLOGIST CIVIL:KLEINMOND

#	Requisition #	Order #	Order Date	Creditor Name	Amount (Excl VAT)	VAT	Amount (Incl VAT)	Description of goods/service	Directorate	Department
179	141417	270783	2025/02/19	BIDVEST WALTONS	R51,06	R7,66	R58,72	6274 WALTONS PRIMELINE PENCIL HB SINGLE X 37	INFRASTRUCTURE SERVICES	INFRA:PRINCIPAL TECHNOLOGIST CIVIL:KLEINMOND
	141417	270783	2025/02/19	BIDVEST WALTONS	R278,16	R41,72	R319,88	BLACK UNI CLICK GEL ROLLERBALL PEN 07MM XSG-R7 X 24	INFRASTRUCTURE SERVICES	INFRA:PRINCIPAL TECHNOLOGIST CIVIL:KLEINMOND
	141417	270783	2025/02/19	BIDVEST WALTONS	R181,20	R27,18	R208,38	PINK PENTEL ENERGEL X - NEEDLE TIP ROLLER PEN BL107 X 12	INFRASTRUCTURE SERVICES	INFRA:PRINCIPAL TECHNOLOGIST CIVIL:KLEINMOND
	141417	270783	2025/02/19	BIDVEST WALTONS	R46,15	R6,92	R53,07	4212 SHORTHAND BOOK NO CENTRE LINE 144 PAGE A5 127MMX203MM X 5	INFRASTRUCTURE SERVICES	INFRA:PRINCIPAL TECHNOLOGIST CIVIL:KLEINMOND
	141417	270783	2025/02/19	BIDVEST WALTONS	R14,58	R2,19	R16,77	ENONO TAPE ADHESIVE 12MMX66M SA1271 ROLL X 3	INFRASTRUCTURE SERVICES	INFRA:PRINCIPAL TECHNOLOGIST CIVIL:KLEINMOND
	141417	270783	2025/02/19	BIDVEST WALTONS	R10,50	R1,58	R12,08	1050 BLACK ARTLINE MAKER PERMANENT MED BULLET PT EK70 X 3	INFRASTRUCTURE SERVICES	INFRA:PRINCIPAL TECHNOLOGIST CIVIL:KLEINMOND
	141417	270783	2025/02/19	BIDVEST WALTONS	R36,80	R5,52	R42,32	2101 WALTONS PRIMELINE FINGRERETTE RUBBER SIZE 00 X 20	INFRASTRUCTURE SERVICES	INFRA:PRINCIPAL TECHNOLOGIST CIVIL:KLEINMOND
	141417	270783	2025/02/19	BIDVEST WALTONS	R266,00	R39,90	R305,90	1849 ENVELOPE SEAL EASI PLAIN C4 WHITE 229MMX324MMENP98SEC X 1	INFRASTRUCTURE SERVICES	INFRA:PRINCIPAL TECHNOLOGIST CIVIL:KLEINMOND
	141417	270783	2025/02/19	BIDVEST WALTONS	R1 380,43	R207,06	R1 587,49	55018 MERPAK SIMPLI-DTIK ENVELOPE WHITE C3-P 458MMX324MM ENV8610 (BOX 250) X 1	INFRASTRUCTURE SERVICES	INFRA:PRINCIPAL TECHNOLOGIST CIVIL:KLEINMOND
	141417	270783	2025/02/19	BIDVEST WALTONS	R456,50	R68,48	R524,98	SHARP CALCULATOR 12 DIGIT-KICK STAND EL334/EL1334 X 2	INFRASTRUCTURE SERVICES	INFRA:PRINCIPAL TECHNOLOGIST CIVIL:KLEINMOND
	141417	270783	2025/02/19	BIDVEST WALTONS	R149,92	R22,49	R172,41	WALTONS PRIMELINE CLIPBOARD A4 FS 22.8 X 35.5CM X 8	INFRASTRUCTURE SERVICES	INFRA:PRINCIPAL TECHNOLOGIST CIVIL:KLEINMOND
	141417	270783	2025/02/19	BIDVEST WALTONS	R172,30	R25,85	R198,15	PRIMELINE HARDCOVER COUNTER BOOK 2 QUIRE FEINT & MARGIN A4 192P W531 X 10	INFRASTRUCTURE SERVICES	INFRA:PRINCIPAL TECHNOLOGIST CIVIL:KLEINMOND
	141417	270783	2025/02/19	BIDVEST WALTONS	R279,10	R41,87	R320,97	PRIMELINE LEVER ARCH BOARD FILE BLACK MOTTLED INDEX-RADO A4 70MM W71 X 10	INFRASTRUCTURE SERVICES	INFRA:PRINCIPAL TECHNOLOGIST CIVIL:KLEINMOND
	141417	270783	2025/02/19	BIDVEST WALTONS	R311,82	R46,77	R358,59	CROXLEY LETTER DELIVERY BOOK 128 PAGE 137MM X 198MM JD413 X 3	INFRASTRUCTURE SERVICES	INFRA:PRINCIPAL TECHNOLOGIST CIVIL:KLEINMOND
	141417	270783	2025/02/19	BIDVEST WALTONS	R169,00	R25,35	R194,35	DONAU PASTEL FOLDER FOOLSCAP 160GSM FLAP AND SLIT FOL-8121 (PACK 100) X 1	INFRASTRUCTURE SERVICES	INFRA:PRINCIPAL TECHNOLOGIST CIVIL:KLEINMOND
	141417	270783	2025/02/19	BIDVEST WALTONS	R38,70	R5,81	R44,51	TAPE MASKING 12MM X 40M ROLL X 6	INFRASTRUCTURE SERVICES	INFRA:PRINCIPAL TECHNOLOGIST CIVIL:KLEINMOND
	141417	270783	2025/02/19	BIDVEST WALTONS	R52,56	R7,88	R60,44	TAPE MASKING 18MM X 40M ROLL X 6	INFRASTRUCTURE SERVICES	INFRA:PRINCIPAL TECHNOLOGIST CIVIL:KLEINMOND

#	Requisition #	Order #	Order Date	Creditor Name	Amount (Excl VAT)	VAT	Amount (Incl VAT)	Description of goods/service	Directorate	Department
	141417	270783	2025/02/19	BIDVEST WALTONS	R69,00	R10,35	R79,35	TAPE MASKING 24MM X 40M ROLL X 6	INFRASTRUCTURE SERVICES	INFRA:PRINCIPAL TECHNOLOGIST CIVIL:KLEINMOND
	141417	270783	2025/02/19	BIDVEST WALTONS	R103,50	R15,53	R119,03	TAPE MASKING 36MM X 40 ROLL X 6	INFRASTRUCTURE SERVICES	INFRA:PRINCIPAL TECHNOLOGIST CIVIL:KLEINMOND
	141417	270783	2025/02/19	BIDVEST WALTONS	R337,20	R50,58	R387,78	TAPE MASKING 48MM X 40M ROLL X 15	INFRASTRUCTURE SERVICES	INFRA:PRINCIPAL TECHNOLOGIST CIVIL:KLEINMOND
	141417	270783	2025/02/19	BIDVEST WALTONS	R647,70	R97,16	R744,86	TAPE MASKING 72MM X 50M ROLL X 15	INFRASTRUCTURE SERVICES	INFRA:PRINCIPAL TECHNOLOGIST CIVIL:KLEINMOND
	141417	270783	2025/02/19	BIDVEST WALTONS	R111,29	R16,69	R127,98	AIROMA AIR FRESHNER ASSORTED 210ML X 6	INFRASTRUCTURE SERVICES	INFRA:PRINCIPAL TECHNOLOGIST CIVIL:KLEINMOND
180	142203	270784	2025/02/19	HENCHEM	R11 188,79	R1 678,31	R12 867,10	KLEEN UP 20L	INFRASTRUCTURE SERVICES	INFRA:ROADS:HERMANUS
181	141523	270785	2025/02/19	OFFICETECH	R4 356,00	R653,40	R5 009,40	HPW1510A HP 151A BLACK ORIGINAL LASERJET TONER CARTRIDGE	MUNICIPAL PUBLIC SAFETY	MPS:TRAFFIC SERVICES
182	142675	270787	2025/02/19	HERMANUS OFFICE NATIONAL	R130,00	R19,50	R149,50	OFFICE NATIONAL RETRACTABLE BALLPOINT PEN - BLACK	INFRASTRUCTURE SERVICES	INFRA:PRINCIPAL ENGINEER:ELECTRICAL SERVICES
	142675	270787	2025/02/19	HERMANUS OFFICE NATIONAL	R93,05	R13,96	R107,00	PENTEL ULTRA FINE ADVANC SD570 FRANCE PEN - RED	INFRASTRUCTURE SERVICES	INFRA:PRINCIPAL ENGINEER:ELECTRICAL SERVICES
	142675	270787	2025/02/19	HERMANUS OFFICE NATIONAL	R81,72	R12,26	R93,97	PILOT PERMANENT MARKER 100 BULLET POINT - BLACK	INFRASTRUCTURE SERVICES	INFRA:PRINCIPAL ENGINEER:ELECTRICAL SERVICES
	142675	270787	2025/02/19	HERMANUS OFFICE NATIONAL	R98,90	R14,84	R113,74	STAPLES 26/6 - BOX 5000	INFRASTRUCTURE SERVICES	INFRA:PRINCIPAL ENGINEER:ELECTRICAL SERVICES
	142675	270787	2025/02/19	HERMANUS OFFICE NATIONAL	R129,81	R19,47	R149,27	PARROT WHITE BOARD MARKER SLIMLINE - 6 PACK ASSORTED	INFRASTRUCTURE SERVICES	INFRA:PRINCIPAL ENGINEER:ELECTRICAL SERVICES
	142675	270787	2025/02/19	HERMANUS OFFICE NATIONAL	R110,20	R16,53	R126,72	PENTEL CORRECTION PEN, METAL TIP - 12ML	INFRASTRUCTURE SERVICES	INFRA:PRINCIPAL ENGINEER:ELECTRICAL SERVICES
	142675	270787	2025/02/19	HERMANUS OFFICE NATIONAL	R92,80	R13,92	R106,72	TOWER ROUND LABEL 19MM (250PKT) - RED	INFRASTRUCTURE SERVICES	INFRA:PRINCIPAL ENGINEER:ELECTRICAL SERVICES
	142675	270787	2025/02/19	HERMANUS OFFICE NATIONAL	R139,44	R20,92	R160,36	CHISEL LUXOR HIGHLIGHTER (4 PACK)	INFRASTRUCTURE SERVICES	INFRA:PRINCIPAL ENGINEER:ELECTRICAL SERVICES
	142675	270787	2025/02/19	HERMANUS OFFICE NATIONAL	R20,45	R3,07	R147,03	METAL FILE FASTENER (50 PACK)	INFRASTRUCTURE SERVICES	INFRA:PRINCIPAL ENGINEER:ELECTRICAL SERVICES
	142675	270787	2025/02/19	HERMANUS OFFICE NATIONAL	R257,64	R38,65	R296,29	DURACELL PLUS POWER AAA BATTERY	INFRASTRUCTURE SERVICES	INFRA:PRINCIPAL ENGINEER:ELECTRICAL SERVICES
183	142670	270788	2025/02/19	KAAP AGRI AGRIMARK LIQUORMARK PAKMARK AGRIOLOG	R1 698,46	R254,76	R1 953,22	YARA 2:3:2 (22) +0.5ZN 50KG	COMMUNITY SERVICES	COMM:SPORTSFIELDS
	142646	270789	2025/02/19	COLOURPIX GRAPHIC DESIGNS CC	R300,00	R45,00	R345,00	SET UP FEE FOR NAME BADGE AND CERTIFICATE	MUNICIPAL COUNCIL	COUNCIL:COUNCIL'S GENERAL

#	Requisition #	Order #	Order Date	Creditor Name	Amount (Excl VAT)	VAT	Amount (Incl VAT)	Description of goods/service	Directorate	Department
184	142646	270789	2025/02/19	COLOURPIX GRAPHIC DESIGNS CC	R20,00	R3,00	R23,00	X1 CERTIFICATE / A4 300G / FULL CLR PRINTED ONE SIDE / ALDERMANSHIP CERT / ALD FREDERICK AFRICA	MUNICIPAL COUNCIL	COUNCIL:COUNCIL'S GENERAL
	142646	270789	2025/02/19	COLOURPIX GRAPHIC DESIGNS CC	R595,00	R89,25	R684,25	FRAMEWORK FOR A4 CERTIFICATE (FRAMES FOR AFRICA)	MUNICIPAL COUNCIL	COUNCIL:COUNCIL'S GENERAL
	142646	270789	2025/02/19	COLOURPIX GRAPHIC DESIGNS CC	R120,00	R18,00	R138,00	NEW NAME BADGE - ALD ARNIE AFRICA	MUNICIPAL COUNCIL	COUNCIL:COUNCIL'S GENERAL
	142646	270789	2025/02/19	COLOURPIX GRAPHIC DESIGNS CC	R480,00	R72,00	R552,00	NAME BADGE - (FOR ADDITIONAL SMALLER TEXT)	MUNICIPAL COUNCIL	COUNCIL:COUNCIL'S GENERAL
185	142169	270792	2025/02/19	HARIKISUN GENERAL DEALERS (PTY) LTD	R2 800,00	R0,00	R2 800,00	HOSEPIPE 20M WITH FITTINGS + DELIVERY	COMMUNITY SERVICES	COMM:RESORTS:ONRUS CARAVAN PARK
	142169	270792	2025/02/19	HARIKISUN GENERAL DEALERS (PTY) LTD	R1 670,00	R0,00	R1 670,00	BUTTERFLY AUTOMATIC 360 DEGREE ROTATING LAWN SPRINKLER	COMMUNITY SERVICES	COMM:RESORTS:ONRUS CARAVAN PARK
	142169	270792	2025/02/19	HARIKISUN GENERAL DEALERS (PTY) LTD	R2 100,00	R0,00	R2 100,00	GARDER MASTER METAL IMPULSE PRINKLER OR SIMILAR	COMMUNITY SERVICES	COMM:RESORTS:ONRUS CARAVAN PARK
	142169	270792	2025/02/19	HARIKISUN GENERAL DEALERS (PTY) LTD	R1 081,00	R0,00	R1 081,00	2 WAY HOSE CONNECTOR	COMMUNITY SERVICES	COMM:RESORTS:ONRUS CARAVAN PARK
	142169	270792	2025/02/19	HARIKISUN GENERAL DEALERS (PTY) LTD	R2 450,00	R0,00	R2 450,00	HOSE ADAPTOR SET 1/2 3 PIECE	COMMUNITY SERVICES	COMM:RESORTS:ONRUS CARAVAN PARK
	142169	270792	2025/02/19	HARIKISUN GENERAL DEALERS (PTY) LTD	R850,00	R0,00	R850,00	GARDEN MASTER HOSE PIPE FITTINGS STARTER KIT	COMMUNITY SERVICES	COMM:RESORTS:ONRUS CARAVAN PARK
186	142184	270793	2025/02/19	GANSBAAI AIRCON AND REFRIGERATION CC	R840,00	R126,00	R966,00	FAULTFINDING AND ASSESSMENT	COMMUNITY SERVICES	COMM:BUILDING MAINTENANCE
	142184	270793	2025/02/19	GANSBAAI AIRCON AND REFRIGERATION CC	R900,00	R135,00	R1 035,00	SERVICE AIRCON	COMMUNITY SERVICES	COMM:BUILDING MAINTENANCE
187	142544	270794	2025/02/19	HS METALWORKS	R1 980,00	R0,00	R1 980,00	FIXING OF SHADEPORT AT HAWSTON RESORT	COMMUNITY SERVICES	COMM:RESORTS:HAWSTON SWIMMING POOL & CARAVAN PARK
188	141064	270795	2025/02/20	FORTUIN AE	R17 186,00	R0,00	R17 186,00	SUPPLY AND INSTALLATION OF SECURITY GATE WITH ACCESS CONTROL	COMMUNITY SERVICES	COMM:LIBRARY SERVICES
189	141072	270796	2025/02/20	FORTUIN AE	R24 950,00	R0,00	R24 950,00	SERVICE ALL RAIL GATES,INSTALL GATE MOTORS X 2 AT GANSBAAI MAIN OFFICE BUILDING	COMMUNITY SERVICES	COMM:BUILDING MAINTENANCE
190	142133	270797	2025/02/20	NOLADA 8 (PTY) LTD	R11 800,00	R1 770,00	R13 570,00	TURN POLE CYLINDRICAL CCA3.0 MX 100	INFRASTRUCTURE SERVICES	INFRA:ROADS:KLEINMOND
191	142467	270800	2025/02/20	ITHUBA INDUSTRIES	R12 156,53	R1 823,47	R13 980,00	PLASTICS 567 AP GEMINI-2 P TRAP PAN GRANITE	INFRASTRUCTURE SERVICES	INFRA:WATER:KLEINMOND
192	141886	270801	2025/02/20	FORTUIN AE	R23 200,00	R0,00	R23 200,00	REPAIR BAY DOOR HERMANUS	COMMUNITY SERVICES	COMM:BUILDING MAINTENANCE
193	141918	270805	2025/02/20	STARTUNE (PTY) LTD	R11 250,00	R1 687,50	R12 937,50	GLOVES: LATEX GLOVES MEDIUM - POWDERED X 150	FINANCIAL SERVICES	FIN:SUPPLY CHAIN MANAGEMENT
	141918	270805	2025/02/20	STARTUNE (PTY) LTD	R11 250,00	R1 687,50	R12 937,50	GLOVES: LATEX GLOVES LARGE - POWDERED X 150	FINANCIAL SERVICES	FIN:SUPPLY CHAIN MANAGEMENT
194	142272	270807	2025/02/20	GANSBAAI AIRCON AND REFRIGERATION CC	R4 050,00	R607,50	R4 657,50	SERVICE AIR CONDITIONER, INCLUDING TECTYLL TREATMENT AGAINT CORROSION	PLANNING AND DEVELOPMENT	P&D:ENVIRONMENTAL MANAGEMENT & CONSERVATION
195	142677	270809	2025/02/21	RADISSON HOTEL & CONVENTION CENTRE OR TAMBO	R2 959,78	R440,22	R3 400,00	DINNER BED AND BREAKFAST RATE	MUNICIPAL PUBLIC SAFETY	MPS:DIRECTOR: MUNICIPAL PUBLIC SAFETY
196	141908	270810	2025/02/21	NOLADA 8 (PTY) LTD	R5 995,00	R899,25	R6 894,25	TOOLBOX WITH TOOLS 113PIECE	COMMUNITY SERVICES	COMM:FACILITIES & HALLS
197	142687	270811	2025/02/21	XL GLENWOOD TRAVEL AGENCY (PTY) LTD	R2 720,00	R1 575,69	R4 295,69	AIRLINK: FLIGHT TICKET CT - OR THAMBO	MUNICIPAL PUBLIC SAFETY	MPS:DIRECTOR: MUNICIPAL PUBLIC SAFETY

#	Requisition #	Order #	Order Date	Creditor Name	Amount (Excl VAT)	VAT	Amount (Incl VAT)	Description of goods/service	Directorate	Department
197	142687	270811	2025/02/21	XL GLENWOOD TRAVEL AGENCY (PTY) LTD	R2 270,17	R340,53	R2 610,70	CEMAIR: RETURN FLIGHT TICKET	MUNICIPAL PUBLIC SAFETY	MPS:DIRECTOR: MUNICIPAL PUBLIC SAFETY
198	142692	270814	2025/02/21	GANSBAAI BUILD IT (PTY) LTD	R52,16	R7,82	R59,98	DRY WALL SCREWS 6MM X 25 MM (100)	COMMUNITY SERVICES	COMM:SPORTSFIELDS
	142692	270814	2025/02/21	GANSBAAI BUILD IT (PTY) LTD	R365,16	R54,76	R419,92	SAP 38MM X 38MM X 6.0 M	COMMUNITY SERVICES	COMM:SPORTSFIELDS
199	142690	270816	2025/02/21	XL GLENWOOD TRAVEL AGENCY (PTY) LTD	R3 957,73	R593,65	R4 551,38	FLY DEPUTY MAYOR TO SALGA INDABA IN JOHANNESBURG AND BACK	MUNICIPAL COUNCIL	COUNCIL:COUNCIL'S GENERAL
200	142183	270817	2025/02/21	BUCO HERMANUS	R6 990,00	R1 048,50	R8 038,50	PAVER WHEATSTONE 50X100X200(500P/P)	INFRASTRUCTURE SERVICES	INFRA:ROADS:GANSBAAI & STANFORD
201	142712	270818	2025/02/21	BUCO HERMANUS	R678,42	R101,76	R780,18	NAIL ROUND WIRE 150MM 1KG EUREKA	MUNICIPAL PUBLIC SAFETY	MPS:LAW ENFORCEMENT SERVICES
	142712	270818	2025/02/21	BUCO HERMANUS	R800,27	R120,03	R920,30	BRASS LOCK 30MM 4 X KA	MUNICIPAL PUBLIC SAFETY	MPS:LAW ENFORCEMENT SERVICES
	142712	270818	2025/02/21	BUCO HERMANUS	R223,73	R33,55	R257,28	ADAPTOR MULTI INTERNATIONAL WITH FUSE THE MAN ALIVE	MUNICIPAL PUBLIC SAFETY	MPS:LAW ENFORCEMENT SERVICES
202	142672	270819	2025/02/21	PLUMBLINK SA (PTY) LTD	R1 648,80	R247,32	R1 896,12	PLUMLINE LIQUID DRAIN CLEANER 1L	INFRASTRUCTURE SERVICES	INFRA:SEWERAGE:HERMANUS
203	142721	270821	2025/02/21	MARECHELLE COUNTRY ESTATE	R2 520,00	R378,00	R2 898,00	ACCOMMODATION AND TRANSPORT FROM AIRPORT FOR DEPUTY MAYOR AT DISASTER MANAGEMENT INDABA	MUNICIPAL COUNCIL	COUNCIL:COUNCIL'S GENERAL
204	142702	270822	2025/02/24	CLUB MYKONOS	R3 756,53	R563,47	R4 320,00	X2 NIGHTS ACOMM FOR J VAN ASPEREN & H VAN TONDER ATTENDING PHOENIX ERP RT 26-28 FEB	CORPORATE SERVICES	CORP:DIRECTOR:CORPORATE SERVICES
205	142643	270823	2025/02/24	DAUNWIN ALEXANDER	R2 000,00	R0,00	R2 000,00	REPLACE DOUBLE DOOR AT STOREROOM	COMMUNITY SERVICES	COMM:RESORTS:HAWSTON SWIMMING POOL & CARAVAN PARK
206	141927	270826	2025/02/24	GANSBAAI BUILD IT (PTY) LTD	R869,56	R130,43	R999,99	GATE SECURITY SHOOTBOLT WHITE 1950 X 770MM	COMMUNITY SERVICES	COMM:LIBRARY SERVICES
	141927	270826	2025/02/24	GANSBAAI BUILD IT (PTY) LTD	R252,17	R37,75	R289,92	LOCKSET BBL 3L WHITE CHROME HANDLES	COMMUNITY SERVICES	COMM:LIBRARY SERVICES
	141927	270826	2025/02/24	GANSBAAI BUILD IT (PTY) LTD	R86,95	R13,04	R99,99	HINGE B/BEARING STAINLESS STEEL 100 X 75	COMMUNITY SERVICES	COMM:LIBRARY SERVICES
207	142681	270837	2025/02/24	KLEINMOND BUILD IT	R115,64	R17,35	R132,99	FILE SET WOOD 200MM 3PCE-ING	INFRASTRUCTURE SERVICES	INFRA:WATER:KLEINMOND
	142681	270837	2025/02/24	KLEINMOND BUILD IT	R553,47	R83,02	R636,49	HAMMER SLEDGE 4.5KG	INFRASTRUCTURE SERVICES	INFRA:WATER:KLEINMOND
208	142233	270838	2025/02/24	WELDING WORX KT SAULS	R20 870,00	R0,00	R20 870,00	SITE MEETING REFURBISH AND MAINTAENANCE OFF PEDES	COMMUNITY SERVICES	COMM:RESORTS:KLEINMOND & PALMIET
209	142058	270839	2025/02/24	BLACKBIRD TRADING 480 CC	R3 930,44	R589,57	R4 520,01	FIREFIGHTER RANKS (PAIRS - MOULDED) & DELIVERY X 40	MUNICIPAL PUBLIC SAFETY	MPS:FIRE, RESCUE & DISASTER MANAGEMENT
	142058	270839	2025/02/24	BLACKBIRD TRADING 480 CC	R6 608,70	R991,31	R7 600,01	FIREFIGHTER RANKS (PAIRS - MATALETTE) X 40	MUNICIPAL PUBLIC SAFETY	MPS:FIRE, RESCUE & DISASTER MANAGEMENT
	142058	270839	2025/02/24	BLACKBIRD TRADING 480 CC	R1 965,22	R294,78	R2 260,00	SENIOR FIREFIGHTER RANKS (PAIRS - MOULDED) X 20	MUNICIPAL PUBLIC SAFETY	MPS:FIRE, RESCUE & DISASTER MANAGEMENT
	142058	270839	2025/02/24	BLACKBIRD TRADING 480 CC	R4 278,26	R641,74	R4 920,00	SENIOR FIREFIGHTER RANKS (PAIRS - METALETTE) X 20	MUNICIPAL PUBLIC SAFETY	MPS:FIRE, RESCUE & DISASTER MANAGEMENT
	142058	270839	2025/02/24	BLACKBIRD TRADING 480 CC	R252,17	R37,83	R290,00	MOULDED NAME TAG (N. BHE) X 10	MUNICIPAL PUBLIC SAFETY	MPS:FIRE, RESCUE & DISASTER MANAGEMENT
	142058	270839	2025/02/24	BLACKBIRD TRADING 480 CC	R252,17	R37,83	R290,00	MOULDED NAME TAG (S. LOUW) X 10	MUNICIPAL PUBLIC SAFETY	MPS:FIRE, RESCUE & DISASTER MANAGEMENT
	142058	270839	2025/02/24	BLACKBIRD TRADING 480 CC	R252,17	R37,83	R290,00	MOULDED NAME TAG (R. WITBOOI) X 10	MUNICIPAL PUBLIC SAFETY	MPS:FIRE, RESCUE & DISASTER MANAGEMENT

#	Requisition #	Order #	Order Date	Creditor Name	Amount (Excl VAT)	VAT	Amount (Incl VAT)	Description of goods/service	Directorate	Department
	142058	270839	2025/02/24	BLACKBIRD TRADING 480 CC	R252,17	R37,83	R290,00	MOULDED NAME TAG (J. GRIFFITHS) X 10	MUNICIPAL PUBLIC SAFETY	MPS:FIRE, RESCUE & DISASTER MANAGEMENT
	142058	270839	2025/02/24	BLACKBIRD TRADING 480 CC	R925,22	R138,78	R1 064,00	METALETTE CHEST BADGE (STATION COMMANDER) X 4	MUNICIPAL PUBLIC SAFETY	MPS:FIRE, RESCUE & DISASTER MANAGEMENT
210	142689	270840	2025/02/24	BIDVEST WALTONS	R58,99	R8,85	R67,84	WALTONS PRIMELINE RUBBER BANDS 500G	PLANNING AND DEVELOPMENT	P&D:BUILDING CONTROL
	142689	270840	2025/02/24	BIDVEST WALTONS	R425,64	R63,85	R489,49	ENVELOPE PLAIN B4 CARTRIDGE WHITE 250MM X 353MM ENP99CC (BOX OF 50)	PLANNING AND DEVELOPMENT	P&D:BUILDING CONTROL
	142689	270840	2025/02/24	BIDVEST WALTONS	R50,38	R7,56	R57,94	WALTONS PRIMELINE PLASTIC POCKET A4 MULTIPUNCHED W45P (PACK OF 100)	PLANNING AND DEVELOPMENT	P&D:BUILDING CONTROL
	142689	270840	2025/02/24	BIDVEST WALTONS	R27,86	R4,18	R32,04	ARTLINE MARKER PERMANENT MED CHISEL PT EK90 (BLACK)	PLANNING AND DEVELOPMENT	P&D:BUILDING CONTROL
	142689	270840	2025/02/24	BIDVEST WALTONS	R111,50	R16,73	R128,23	PILOT ROLLERBALL RETRACTABLE 0.7MM BL - G2 - 7F (EACH)	PLANNING AND DEVELOPMENT	P&D:BUILDING CONTROL
	142689	270840	2025/02/24	BIDVEST WALTONS	R49,25	R7,39	R56,64	GRIP BINDER 32MM WITH WASHER 645 BOX OF 100	PLANNING AND DEVELOPMENT	P&D:BUILDING CONTROL
	142689	270840	2025/02/24	BIDVEST WALTONS	R105,42	R15,81	R121,23	PRITT GLUE JUMBO 43GR 645812	PLANNING AND DEVELOPMENT	P&D:BUILDING CONTROL
	142689	270840	2025/02/24	BIDVEST WALTONS	R425,64	R63,85	R489,49	ENVELOPE PLAN B4 CARTRIDGE WHITE 250MM X 353MM ENP99CC (BOX OF 250)	PLANNING AND DEVELOPMENT	P&D:BUILDING CONTROL
	142689	270840	2025/02/24	BIDVEST WALTONS	R221,03	R33,15	R254,18	BANTEX PAPER CUBE REFILL 90MM X 90MM 9753-07 WHITE	PLANNING AND DEVELOPMENT	P&D:BUILDING CONTROL
211	142718	270844	2025/02/24	INFINETIX (PTY) LTD	R875,00	R131,25	R1 006,25	OUT OF WARRANTY NBD ONSITE TECHNICIAN WITH PARTS (ST: 9GGLRQ3)	CORPORATE SERVICES	CORP:INFO & COMMUNICATION TECHNOLOGY
	142718	270844	2025/02/24	INFINETIX (PTY) LTD	R620,00	R93,00	R713,00	DELL OUT OF WARRANTY REPAIR	CORPORATE SERVICES	CORP:INFO & COMMUNICATION TECHNOLOGY
212	142752	270856	2025/02/25	INFINETIX (PTY) LTD	R875,00	R131,25	R1 006,25	OUT OF WARRANTY NBD ONSITE TECHNICIAN WITH PARTS (ST: 57JCX33)	CORPORATE SERVICES	CORP:INFO & COMMUNICATION TECHNOLOGY
	142752	270856	2025/02/25	INFINETIX (PTY) LTD	R665,00	R99,75	R764,75	DELL OUT OF WARRANTY REPAIR	CORPORATE SERVICES	CORP:INFO & COMMUNICATION TECHNOLOGY
213	142429	270857	2025/02/25	HENDRICKS M	R7 500,00	R0,00	R7 500,00	REPAIR OF VARIOUS PIPE BURST DRIVEWAYS	INFRASTRUCTURE SERVICES	INFRA:ROADS:KLEINMOND
214	142522	270858	2025/02/25	NOLADA 8 (PTY) LTD	R605,00	R90,75	R695,75	20MM CL LDPE PER M	COMMUNITY SERVICES	COMM:BEACHES
	142522	270858	2025/02/25	NOLADA 8 (PTY) LTD	R7 430,00	R1 114,50	R8 544,50	63MM CL HDPE PER 100M ROL	COMMUNITY SERVICES	COMM:BEACHES
	142522	270858	2025/02/25	NOLADA 8 (PTY) LTD	R104,00	R15,60	R119,60	63MM COMPRESSION COUPLING	COMMUNITY SERVICES	COMM:BEACHES
	142522	270858	2025/02/25	NOLADA 8 (PTY) LTD	R85,00	R12,75	R97,75	20MM NYLON COUPLINGS	COMMUNITY SERVICES	COMM:BEACHES
	142522	270858	2025/02/25	NOLADA 8 (PTY) LTD	R670,00	R100,50	R770,50	20-25MM CLAMPS (GS20)	COMMUNITY SERVICES	COMM:BEACHES
	142522	270858	2025/02/25	NOLADA 8 (PTY) LTD	R27,00	R4,05	R31,05	4MM X 4MM BARBED CONNECTOR	COMMUNITY SERVICES	COMM:BEACHES
	142522	270858	2025/02/25	NOLADA 8 (PTY) LTD	R300,00	R45,00	R345,00	450MM STAKE ASSEMBLE W 600MM TUBE W BARB & I	COMMUNITY SERVICES	COMM:BEACHES
	142522	270858	2025/02/25	NOLADA 8 (PTY) LTD	R6,00	R0,90	R6,90	MICOJET WITH 180 DEG SPREADER	COMMUNITY SERVICES	COMM:BEACHES
215	142733	270859	2025/02/25	KLEINMOND BUILD IT	R1 536,47	R230,47	R1 766,94	BATTERY ENERGIZER AA 15	INFRASTRUCTURE SERVICES	INFRA:ELECTRICAL:HM&KM

#	Requisition #	Order #	Order Date	Creditor Name	Amount (Excl VAT)	VAT	Amount (Incl VAT)	Description of goods/service	Directorate	Department
216	142519	270860	2025/02/26	MUNRO MANOR GUEST HOUSE	R4 347,83	R652,17	R5 000,00	ACCOMODATION FOR 2 FOR PROVINCIAL THUSONG FORUM	PLANNING AND DEVELOPMENT	P&D:SOCIO-ECONOMIC PROGRAMME
217	142317	270861	2025/02/26	HARIKISUN GENERAL DEALERS (PTY) LTD	R270,00	R0,00	R270,00	2 STAINLESS STEEL LITRE ELECTRIC KETTLE	CORPORATE SERVICES	CORP:RISK MANAGEMENT
	142317	270861	2025/02/26	HARIKISUN GENERAL DEALERS (PTY) LTD	R210,00	R0,00	R210,00	A6 JOURNALS	CORPORATE SERVICES	CORP:RISK MANAGEMENT
	142317	270861	2025/02/26	HARIKISUN GENERAL DEALERS (PTY) LTD	R1 238,00	R0,00	R1 238,00	ADJUSTABLE OFFICE UNDER DESK FOOTREST	CORPORATE SERVICES	CORP:RISK MANAGEMENT
	142317	270861	2025/02/26	HARIKISUN GENERAL DEALERS (PTY) LTD	R402,00	R0,00	R402,00	EXTENSION CORD	CORPORATE SERVICES	CORP:RISK MANAGEMENT
	142317	270861	2025/02/26	HARIKISUN GENERAL DEALERS (PTY) LTD	R210,00	R0,00	R210,00	12 PACK TABLESPOONS	CORPORATE SERVICES	CORP:RISK MANAGEMENT
	142317	270861	2025/02/26	HARIKISUN GENERAL DEALERS (PTY) LTD	R200,00	R0,00	R200,00	12 PACK TEASPOONS	CORPORATE SERVICES	CORP:RISK MANAGEMENT
	142317	270861	2025/02/26	HARIKISUN GENERAL DEALERS (PTY) LTD	R140,00	R0,00	R140,00	A4 PP MATERIAL CLIPBOARD FOLDER	CORPORATE SERVICES	CORP:RISK MANAGEMENT
	142317	270861	2025/02/26	HARIKISUN GENERAL DEALERS (PTY) LTD	R900,00	R0,00	R900,00	GUILLOTINE CUTTER & DELIVERY	CORPORATE SERVICES	CORP:RISK MANAGEMENT
	142317	270862	2025/02/26	WILSTAN SERVICES (PTY) LTD	R4 081,01	R0,00	R4 081,01	LOCAL GOVERNMENT LIBRARY X 2	CORPORATE SERVICES	CORP:RISK MANAGEMENT
218	141993	270864	2025/02/26	NOLADA 8 (PTY) LTD	R4 300,00	R645,00	R4 945,00	CHEAP A4 FRAMES TO FIT A4 ( 21CM X 30CM) CERTIFICATE OR PRINT. BLACK PLAIN FRAME X 10	OFFICE OF THE MUNICIPAL MANAGER	MM:STRATEGIC SUPPORT SERVICES
219	142470	270867	2025/02/26	MEMOTEK TRADING CC	R5 027,05	R754,05	R5 781,10	HEXAGONAL WOVEN MESH GABION BASKET 0.5M X 1.0M X 1.0M = X 10	PLANNING AND DEVELOPMENT	P&D:ENVIRONMENTAL MANAGEMENT & CONSERVATION
	142470	270867	2025/02/26	MEMOTEK TRADING CC	R7 029,05	R1 054,35	R8 083,40	HEXAGONAL WOVEN MESH GABION BASKET 1.0M X 1.0M X 1.0M = X 10	PLANNING AND DEVELOPMENT	P&D:ENVIRONMENTAL MANAGEMENT & CONSERVATION
220	142394	270871	2025/02/26	NOLADA 8 (PTY) LTD	R17 000,00	R2 550,00	R19 550,00	WHEELIE BINS: 2 X 770 LT = X 2	INFRASTRUCTURE SERVICES	INFRA:WASTE MANAGEMENT:TRANSFER STATIONS & DROP-OFFS
221	142711	270872	2025/02/26	ERIC BOOKER PROMOTIONS (PTY) LTD	R43,14	R6,46	R49,60	LATCH	COMMUNITY SERVICES	COMM:BEACHES
	142711	270872	2025/02/26	ERIC BOOKER PROMOTIONS (PTY) LTD	R678,27	R101,73	R780,00	SIGNBOARD	COMMUNITY SERVICES	COMM:BEACHES
222	142336	270873	2025/02/26	HARIKISUN GENERAL DEALERS (PTY) LTD	R1 391,50	R0,00	R1 391,50	2.5 KG WHITE SUGAR X 30	MUNICIPAL PUBLIC SAFETY	MPS:LAW ENFORCEMENT SERVICES
	142336	270873	2025/02/26	HARIKISUN GENERAL DEALERS (PTY) LTD	R2 407,50	R0,00	R2 407,50	RICOFFY 750G X 20	MUNICIPAL PUBLIC SAFETY	MPS:LAW ENFORCEMENT SERVICES
	142336	270873	2025/02/26	HARIKISUN GENERAL DEALERS (PTY) LTD	R2 100,00	R0,00	R2 100,00	6 PACK FULL CREAM MILK X 25	MUNICIPAL PUBLIC SAFETY	MPS:LAW ENFORCEMENT SERVICES
	142336	270873	2025/02/26	HARIKISUN GENERAL DEALERS (PTY) LTD	R1 232,00	R0,00	R1 232,00	CREMORA COFFEE & TEA CREAMER 750G X 20	MUNICIPAL PUBLIC SAFETY	MPS:LAW ENFORCEMENT SERVICES
	142336	270873	2025/02/26	HARIKISUN GENERAL DEALERS (PTY) LTD	R120,00	R0,00	R120,00	GLEN TEA BAGS 100 PACK X 5	MUNICIPAL PUBLIC SAFETY	MPS:LAW ENFORCEMENT SERVICES
	142336	270873	2025/02/26	HARIKISUN GENERAL DEALERS (PTY) LTD	R480,00	R0,00	R480,00	ROOIBOS FRESHPACK 80 BAGS X 10	MUNICIPAL PUBLIC SAFETY	MPS:LAW ENFORCEMENT SERVICES
	142336	270873	2025/02/26	HARIKISUN GENERAL DEALERS (PTY) LTD	R200,00	R0,00	R200,00	DELIVERY	MUNICIPAL PUBLIC SAFETY	MPS:LAW ENFORCEMENT SERVICES
223	142793	270878	2025/02/27	GAS HUB (PTY) LTD	R1 200,00	R180,00	R1 380,00	GAS REFILLS -19 KG	COMMUNITY SERVICES	COMM:FACILITIES & HALLS

#	Requisition #	Order #	Order Date	Creditor Name	Amount (Excl VAT)	VAT	Amount (Incl VAT)	Description of goods/service	Directorate	Department
224	142166	270879	2025/02/27	BOTRIVIER BOEREMARK	R21 700,45	R3 255,06	R24 955,51	STIHL FS 511 PETROL BRUSHCUTTER	INFRASTRUCTURE SERVICES	INFRA:PRINCIPAL TECHNOLOGIST CIVIL:KLEINMOND
225	142456	270890	2025/02/28	FORTUIN AE	R27 850,00	R0,00	R27 850,00	INSTALLATION OF 15M X 1.8(H) BLACK NYLOFOR FENC WITH X 2 X1.5 (3M)LEAVE GATES.	COMMUNITY SERVICES	COMM:BUILDING MAINTENANCE
226	142728	270894	2025/02/28	BIDVEST WALTONS	R88,40	R13,26	R101,66	BANTEX CLIP HOLDER OPTIMA CLIP DISPENSER - CLEAR	INFRASTRUCTURE SERVICES	INFRA:PRINCIPAL ENGINEER:ELECTRICAL SERVICES
	142728	270894	2025/02/28	BIDVEST WALTONS	R109,56	R16,43	R125,99	A4 CROXLEY EXAM PAD, MARGIN, PUNCHED, LINED	INFRASTRUCTURE SERVICES	INFRA:PRINCIPAL ENGINEER:ELECTRICAL SERVICES
	142728	270894	2025/02/28	BIDVEST WALTONS	R115,04	R17,26	R132,30	A5 SHORTHAND BOOK NO CENTRE LINE 144 PAGES	INFRASTRUCTURE SERVICES	INFRA:PRINCIPAL ENGINEER:ELECTRICAL SERVICES
	142728	270894	2025/02/28	BIDVEST WALTONS	R61,35	R9,20	R70,55	MASKING TAPE 15MM X 50M ROLL	INFRASTRUCTURE SERVICES	INFRA:PRINCIPAL ENGINEER:ELECTRICAL SERVICES
	142728	270894	2025/02/28	BIDVEST WALTONS	R9,28	R1,39	R10,67	ENDORISING INK - 30ML, RED	INFRASTRUCTURE SERVICES	INFRA:PRINCIPAL ENGINEER:ELECTRICAL SERVICES
	142728	270894	2025/02/28	BIDVEST WALTONS	R608,60	R91,29	R699,89	TRODAT INK PAD FOR IMP1/4911 6/4911 - RED	INFRASTRUCTURE SERVICES	INFRA:PRINCIPAL ENGINEER:ELECTRICAL SERVICES
	142728	270894	2025/02/28	BIDVEST WALTONS	R491,52	R73,73	R565,25	REXEL OIL SHEETS, SHREDDER LUBRICANT - PACK 12	INFRASTRUCTURE SERVICES	INFRA:PRINCIPAL ENGINEER:ELECTRICAL SERVICES
227	142739	270895	2025/02/28	KLEINMOND BOUHANDEL	R325,48	R48,82	R374,30	MECHANICS GLOVE MED SYNT. GL21	INFRASTRUCTURE SERVICES	INFRA:WATER:KLEINMOND
	142739	270895	2025/02/28	KLEINMOND BOUHANDEL	R153,66	R23,04	R176,70	TINSNIP AVIATION STRAIGHT MTS YELLOW	INFRASTRUCTURE SERVICES	INFRA:WATER:KLEINMOND
	142739	270895	2025/02/28	KLEINMOND BOUHANDEL	R314,70	R47,20	R361,90	CONDOR LEVEL 905 60CM	INFRASTRUCTURE SERVICES	INFRA:WATER:KLEINMOND
228	142812	270896	2025/02/28	GANSBAAI BUILD IT (PTY) LTD	R1 478,18	R221,72	R1 699,90	MESH DIAMOND 1800MMX 64 MM X 2.0MM	COMMUNITY SERVICES	COMM:SPORTSFIELDS
229	142796	270897	2025/02/28	HERMANUS HARDWARE	R1 572,18	R235,82	R1 808,00	HOSE GARDEN 12MM X 20M = X 4	COMMUNITY SERVICES	COMM:BEACHES
230	142811	270899	2025/02/28	KAAP AGRI AGRIMARK LIQUORMARK PAKMARK AGRIOLOG	R295,36	R44,30	R339,66	GECKO ECO PELLETS 5.2.2 (9) 40KG	COMMUNITY SERVICES	COMM:PARKS AND OPEN SPACES
231	142655	270900	2025/02/28	HARIKISUN GENERAL DEALERS (PTY) LTD	R2 000,00	R0,00	R2 000,00	KARCHER VACUUM CLEANER WD3	MUNICIPAL PUBLIC SAFETY	MPS:FIRE, RESCUE & DISASTER MANAGEMENT
232	142579	270904	2025/03/03	NOLADA 8 (PTY) LTD	R7 410,00	R1 111,50	R8 521,50	9 DOOR LOCKER MULTICOLOUR WITH 2 KEYS PER LOCKER X 2	COMMUNITY SERVICES	COMM:RESORTS:ONRUS CARAVAN PARK
233	142484	270905	2025/03/03	NOLADA 8 (PTY) LTD	R3 580,00	R537,00	R4 117,00	TOP FREEZER (170 LT) KTF518/2 X 1	PLANNING AND DEVELOPMENT	P&D:BUILDING CONTROL
234	142768	270906	2025/03/03	ACDC EXPRESS HERMANUS	R434,20	R65,13	R499,33	32A 3P+N+E 400V CONNECTOR IP67 6H X 1	INFRASTRUCTURE SERVICES	INFRA:ELECTRICAL:HM&KM
235	142767	270907	2025/03/03	HERMANUS HARDWARE	R178,27	R26,73	R205,00	OMEGA 1,8KG HAMMER X 1	INFRASTRUCTURE SERVICES	INFRA:ELECTRICAL:HM&KM
236	142640	270908	2025/03/03	KFC ENGINEERING & INDUSTRIAL SUPPLIES	R9 000,00	R1 350,00	R10 350,00	LAYFLAT 50MM P/M WITH INNER LINING AND 5 BAR WATER PRESSURE X 200M	COMMUNITY SERVICES	COMM:SPORTSFIELDS
	142640	270908	2025/03/03	KFC ENGINEERING & INDUSTRIAL SUPPLIES	R13 500,00	R2 025,00	R15 525,00	LAYFLAT 50MM P/M WITH INNER LINING AND 5 BAR WATER PRESSURE X 300M	COMMUNITY SERVICES	COMM:SPORTSFIELDS

#	Requisition #	Order #	Order Date	Creditor Name	Amount (Excl VAT)	VAT	Amount (Incl VAT)	Description of goods/service	Directorate	Department
237	142673	270909	2025/03/03	NOLADA 8 (PTY) LTD	R2 975,00	R446,25	R3 421,25	SHUTTERPLY PINE 18MM 2440X1220 GREEN X 5	COMMUNITY SERVICES	COMM:BEACHES
238	142807	270910	2025/03/03	HERMANUS OFFICE NATIONAL	R1 160,87	R174,13	R1 335,00	FILE L/ARCH ON 70MM BLACK X 50	FINANCIAL SERVICES	FIN:EXPENDITURE, FLEET & ASSET MANAGEMENT
	142807	270910	2025/03/03	HERMANUS OFFICE NATIONAL	R22,00	R3,30	R25,30	ERASERS PLASTIC ON LARGE X 5	FINANCIAL SERVICES	FIN:EXPENDITURE, FLEET & ASSET MANAGEMENT
	142807	270910	2025/03/03	HERMANUS OFFICE NATIONAL	R24,05	R3,60	R27,65	RULER PLASTIC ON 30MM CLEAR X 5	FINANCIAL SERVICES	FIN:EXPENDITURE, FLEET & ASSET MANAGEMENT
	142807	270910	2025/03/03	HERMANUS OFFICE NATIONAL	R413,05	R61,95	R475,00	BEN BP CLIC MRD 1.0MM BLACK X 50	FINANCIAL SERVICES	FIN:EXPENDITURE, FLEET & ASSET MANAGEMENT
	142807	270910	2025/03/03	HERMANUS OFFICE NATIONAL	R27,57	R4,13	R31,70	PEN BP ORANGE FINE 0.7MM BLACK X 5	FINANCIAL SERVICES	FIN:EXPENDITURE, FLEET & ASSET MANAGEMENT
	142807	270910	2025/03/03	HERMANUS OFFICE NATIONAL	R2,61	R0,44	R3,05	PEN BP ON RETR MED GREEN X 1	FINANCIAL SERVICES	FIN:EXPENDITURE, FLEET & ASSET MANAGEMENT
239	142799	270913	2025/03/03	PN MEDICAL (PTY) LTD	R1 180,00	R177,00	R1 357,00	SANI-HANDS REFILL BAG - ISOPROPANOL (75 %) - 1 LITRE X 5	CORPORATE SERVICES	CORP:HUMAN RESOURCES MANAGEMENT
	142799	270913	2025/03/03	PN MEDICAL (PTY) LTD	R160,00	R24,00	R184,00	C-CELL ALKALINE BATTERIES X 5	CORPORATE SERVICES	CORP:HUMAN RESOURCES MANAGEMENT
	142799	270913	2025/03/03	PN MEDICAL (PTY) LTD	R378,98	R56,84	R435,82	COURIER/TRANSPORT COST X 1	CORPORATE SERVICES	CORP:HUMAN RESOURCES MANAGEMENT
240	141832	270915	2025/03/03	GANSBAAI AIRCON AND REFRIGERATION CC	R10 575,00	R1 586,25	R12 161,25	SUPPLY & INSTALL 12K BTU MIDWALL SPLIT UNIT NON-INVERTER (HEATING & COOLING) X 1	COMMUNITY SERVICES	COMM:BUILDING MAINTENANCE
241	142703	270934	2025/03/04	AFRITURF CC	R17 730,44	R2 659,56	R20 390,00	LINE MARKING LIQUID FOR SPORTGROUNDS (WHITE) 10 L X 30	COMMUNITY SERVICES	COMM:SPORTSFIELDS
242	142543	270936	2025/03/04	EZOLIMO TRAINING AND SUPPLY (PTY) LTD	R14 112,80	R0,00	R14 112,80	DRIVE A TRACTOR UNIT STANDARD 116820 NQ LEVEL 2 (10 CREDITS) (TRAINING) X 13	CORPORATE SERVICES	CORP:HUMAN RESOURCES MANAGEMENT
243	142789	270937	2025/03/04	KAAP AGRI AGRIMARK LIQUORMARK PAKMARK AGRIOLOG	R1 657,91	R248,68	R1 906,59	ACA COTTON TWIST NECO MOP X 10	COMMUNITY SERVICES	COMM:FACILITIES & HALLS
244	142688	270938	2025/03/04	100 PERCENT ACCURATE (PTY) LTD	R3 664,00	R0,00	R3 664,00	COFFEE, TEA, MILK & SUGAR X 80 PERSONS	CORPORATE SERVICES	CORP:RISK MANAGEMENT
	142688	270938	2025/03/04	100 PERCENT ACCURATE (PTY) LTD	R8 000,00	R0,00	R8 000,00	FINGER LUNCH X 80 PERSONS	CORPORATE SERVICES	CORP:RISK MANAGEMENT
	142688	270938	2025/03/04	100 PERCENT ACCURATE (PTY) LTD	R560,00	R0,00	R560,00	GREEN SALAD PLATTERS AND SALAD DRESSING X 2	CORPORATE SERVICES	CORP:RISK MANAGEMENT
	142688	270938	2025/03/04	100 PERCENT ACCURATE (PTY) LTD	R2 800,00	R0,00	R2 800,00	STILL WATER X 80 PERSONS	CORPORATE SERVICES	CORP:RISK MANAGEMENT
	142688	270938	2025/03/04	100 PERCENT ACCURATE (PTY) LTD	R810,00	R0,00	R810,00	ASSORTED 5 LITRE JUICES X 6	CORPORATE SERVICES	CORP:RISK MANAGEMENT
	142688	270938	2025/03/04	100 PERCENT ACCURATE (PTY) LTD	R750,00	R0,00	R750,00	SERVICE & CLEANING X 1	CORPORATE SERVICES	CORP:RISK MANAGEMENT
	142688	270938	2025/03/04	100 PERCENT ACCURATE (PTY) LTD	R250,00	R0,00	R250,00	DELIVERY X 1	CORPORATE SERVICES	CORP:RISK MANAGEMENT
245	142886	270939	2025/03/04	GANSBAAI BUILD IT (PTY) LTD	R166,88	R25,03	R191,91	PIPE COBRA 15MM P/M X 8	INFRASTRUCTURE SERVICES	INFRA:ELECTRICAL:GB&ST
	142886	270939	2025/03/04	GANSBAAI BUILD IT (PTY) LTD	R108,52	R16,27	R124,79	BALL O STOP LEVER MINI CXC 15MM AV010 X 1	INFRASTRUCTURE SERVICES	INFRA:ELECTRICAL:GB&ST
	142886	270939	2025/03/04	GANSBAAI BUILD IT (PTY) LTD	R43,47	R6,52	R49,99	COMPRESSION TEE EQUAL CXCXC 15MM X 1	INFRASTRUCTURE SERVICES	INFRA:ELECTRICAL:GB&ST
	142886	270939	2025/03/04	GANSBAAI BUILD IT (PTY) LTD	R34,71	R5,20	R39,91	SLEEVE INSERT & ORING 15MM EACH X 10	INFRASTRUCTURE SERVICES	INFRA:ELECTRICAL:GB&ST
	142886	270939	2025/03/04	GANSBAAI BUILD IT (PTY) LTD	R34,71	R5,20	R39,91	HOLDERBAT 15MM WHITE X 10	INFRASTRUCTURE SERVICES	INFRA:ELECTRICAL:GB&ST

#	Requisition #	Order #	Order Date	Creditor Name	Amount (Excl VAT)	VAT	Amount (Incl VAT)	Description of goods/service	Directorate	Department
	142886	270939	2025/03/04	GANSBAAI BUILD IT (PTY) LTD	R956,52	R143,47	R1 099,99	PLASCON POLVIN SUPER ACRYLIC WHITE 20L X 1	INFRASTRUCTURE SERVICES	INFRA:ELECTRICAL:GB&ST
	142886	270939	2025/03/04	GANSBAAI BUILD IT (PTY) LTD	R121,73	R18,25	R139,98	SIKACRYL-S ACR FLEXIBLE SEALANT X 2	INFRASTRUCTURE SERVICES	INFRA:ELECTRICAL:GB&ST
	142886	270939	2025/03/04	GANSBAAI BUILD IT (PTY) LTD	R255,65	R38,34	R293,99	CAULKING GUN 225MM H.D. TITAN X 1	INFRASTRUCTURE SERVICES	INFRA:ELECTRICAL:GB&ST
	142886	270939	2025/03/04	GANSBAAI BUILD IT (PTY) LTD	R8,64	R1,29	R9,93	TAPE THREADSEAL PTFE 12MMX10M 1MM X 1	INFRASTRUCTURE SERVICES	INFRA:ELECTRICAL:GB&ST
246	142713	270940	2025/03/04	WELDING WORX KT SAULS	R24 696,00	R0,00	R24 696,00	MANUFACTURE OFF DRUMFILTER SHAFT X 30	COMMUNITY SERVICES	COMM:BEACHES
247	142528	270941	2025/03/04	NOLADA 8 (PTY) LTD	R870,00	R130,50	R1 000,50	MICROWAVE 20L BLACK X 1	COMMUNITY SERVICES	COMM:SLIPWAYS
	142528	270941	2025/03/04	NOLADA 8 (PTY) LTD	R220,00	R33,00	R253,00	STAINLESS STEEL KETTLE 1.7L X 1	COMMUNITY SERVICES	COMM:SLIPWAYS
248	142605	270942	2025/03/04	DERELIZE PRINTING	R2 000,00	R0,00	R2 000,00	YELLOW WET FLOOR SIGNS CONE SHAPE X 10	COMMUNITY SERVICES	COMM:RESORTS:ONRUS CARAVAN PARK
249	142620	270943	2025/03/05	BIDVEST WALTONS	R368,80	R55,32	R424,12	BLACK SAD DAIRY PADDED STD COLOURS PAGE A--DA X 5	INFRASTRUCTURE SERVICES	INFRA:PRINCIPAL TECHNOLOGIST CIVIL:KLEINMOND
	142620	270943	2025/03/05	BIDVEST WALTONS	R368,80	R55,32	R424,12	RED SAD DAIRY PADDED PASTEL COLOUR PAGE -A-DAY PERIMETER STITCHED A5 X 5	INFRASTRUCTURE SERVICES	INFRA:PRINCIPAL TECHNOLOGIST CIVIL:KLEINMOND
	142620	270943	2025/03/05	BIDVEST WALTONS	R601,00	R90,15	R691,15	1625 NAVY BLUE SAD DAIRY PADDED STANDARD COLOUR PAGE -A- STICED A4 X 5	INFRASTRUCTURE SERVICES	INFRA:PRINCIPAL TECHNOLOGIST CIVIL:KLEINMOND
	142620	270943	2025/03/05	BIDVEST WALTONS	R601,00	R90,15	R691,15	SAD DAIRY PADDED STANDARD COLOURS PAGE -A-DAY PERIMETER STITCHED A4 X 5	INFRASTRUCTURE SERVICES	INFRA:PRINCIPAL TECHNOLOGIST CIVIL:KLEINMOND
250	142576	270944	2025/03/05	NOLADA 8 (PTY) LTD	R2 720,00	R408,00	R3 128,00	MANUAL PUSH MOWER 38-40CM WITH BUCKET X 2	COMMUNITY SERVICES	COMM:RESORTS:ONRUS CARAVAN PARK
251	142679	270945	2025/03/05	HARIKISUN GENERAL DEALERS (PTY) LTD	R960,00	R0,00	R960,00	HEADLAMP BAND RECHARGEBLE X 8	INFRASTRUCTURE SERVICES	INFRA:WATER:KLEINMOND
	142679	270945	2025/03/05	HARIKISUN GENERAL DEALERS (PTY) LTD	R818,00	R0,00	R818,00	WRENCH PIPE HEAVY DUTY 450MM X 2	INFRASTRUCTURE SERVICES	INFRA:WATER:KLEINMOND
	142679	270945	2025/03/05	HARIKISUN GENERAL DEALERS (PTY) LTD	R451,20	R0,00	R451,20	SPANNER SHIFTING 12 300MM 0-33.5MM" X 2	INFRASTRUCTURE SERVICES	INFRA:WATER:KLEINMOND
	142679	270945	2025/03/05	HARIKISUN GENERAL DEALERS (PTY) LTD	R640,00	R0,00	R640,00	SPANNER COMBINATION 24MM FULLY POLISHED X 4	INFRASTRUCTURE SERVICES	INFRA:WATER:KLEINMOND
	142679	270945	2025/03/05	HARIKISUN GENERAL DEALERS (PTY) LTD	R470,00	R0,00	R470,00	SPANNER COMBINATION FULLY POLISHED 30MM X 2	INFRASTRUCTURE SERVICES	INFRA:WATER:KLEINMOND
	142679	270945	2025/03/05	HARIKISUN GENERAL DEALERS (PTY) LTD	R734,00	R0,00	R734,00	G-CLAMP 200MM 15-7008 X 2	INFRASTRUCTURE SERVICES	INFRA:WATER:KLEINMOND
	142679	270945	2025/03/05	HARIKISUN GENERAL DEALERS (PTY) LTD	R472,00	R0,00	R472,00	COMB SPANNER 32MM X 2	INFRASTRUCTURE SERVICES	INFRA:WATER:KLEINMOND
	142679	270945	2025/03/05	HARIKISUN GENERAL DEALERS (PTY) LTD	R1 687,50	R0,00	R1 687,50	PLIER WATERPUMP 300MM GRIP HANDLE+DEL R250 X 2	INFRASTRUCTURE SERVICES	INFRA:WATER:KLEINMOND
252	142730	270947	2025/03/05	NOLADA 8 (PTY) LTD	R840,00	R126,00	R966,00	KARCHER WD3 FLEECE FILTER BAGS, PACK 4 X 2	INFRASTRUCTURE SERVICES	INFRA:PRINCIPAL ENGINEER:ELECTRICAL SERVICES
	142730	270947	2025/03/05	NOLADA 8 (PTY) LTD	R1 740,00	R261,00	R2 001,00	WET & DRY 1000W, 17LT VACUUM CLEANER X 1	INFRASTRUCTURE SERVICES	INFRA:PRINCIPAL ENGINEER:ELECTRICAL SERVICES

#	Requisition #	Order #	Order Date	Creditor Name	Amount (Excl VAT)	VAT	Amount (Incl VAT)	Description of goods/service	Directorate	Department
253	142367	270948	2025/03/05	OFFICE FOR YOU (PTY) LTD	R3 875,00	R581,25	R4 456,25	REXEL 420PG GUILLOTINE 420MM A3 X 1	CORPORATE SERVICES	CORP:INFO & COMMUNICATION TECHNOLOGY
254	142365	270949	2025/03/05	NOLADA 8 (PTY) LTD	R1 450,00	R217,50	R1 667,50	WALL MOUNTED PANEL HEATERS 550MMX550MMX10MM, POWER:400W(DELIVERY R200 INCLUDED IN PRICE) X 2	COMMUNITY SERVICES	COMM:LIBRARY SERVICES
255	142842	270951	2025/03/05	HERMANUS LOCKSMITHS AND SECURITY (PTY) LTD	R256,53	R38,47	R295,00	REPAIR OF HANDLE & LATCH X 1	MUNICIPAL PUBLIC SAFETY	MPS:LAW ENFORCEMENT SERVICES
	142842	270951	2025/03/05	HERMANUS LOCKSMITHS AND SECURITY (PTY) LTD	R517,40	R77,60	R595,00	SERVICE CALL & LABOUR X 1	MUNICIPAL PUBLIC SAFETY	MPS:LAW ENFORCEMENT SERVICES
256	142498	270952	2025/03/05	NOLADA 8 (PTY) LTD	R2 775,00	R416,25	R3 191,25	RHINOBOARD 6.4 X 900 X 3000 X 15	COMMUNITY SERVICES	COMM:SPORTSFIELDS
257	142870	270953	2025/03/05	BIDVEST WALTONS	R330,45	R49,56	R380,01	PRIMELINE MULTI PURPOSE DRYWIPE LITE 240 X 400MM 40GSM MINI JUMBO - ROLL 375 X 2	INFRASTRUCTURE SERVICES	INFRA:PRINCIPAL ENGINEER:ELECTRICAL SERVICES
	142870	270953	2025/03/05	BIDVEST WALTONS	R228,27	R34,24	R262,51	ADDIS TERRY TOWEL 100% COTTON 90704 - EACH X 3	INFRASTRUCTURE SERVICES	INFRA:PRINCIPAL ENGINEER:ELECTRICAL SERVICES
	142870	270953	2025/03/05	BIDVEST WALTONS	R7,74	R1,16	R8,90	GOLDENMARC VALUE DISH SWAB - 1 PACK 103 X 1	INFRASTRUCTURE SERVICES	INFRA:PRINCIPAL ENGINEER:ELECTRICAL SERVICES
	142870	270953	2025/03/05	BIDVEST WALTONS	R364,63	R54,69	R419,32	GOLDENMARC HONEYCOMB DISH CLOTHS 3 PACK 5004 X 7	INFRASTRUCTURE SERVICES	INFRA:PRINCIPAL ENGINEER:ELECTRICAL SERVICES
	142870	270953	2025/03/05	BIDVEST WALTONS	R192,12	R28,82	R220,94	DREAM GLASS DISH CLOTH HEAVY DUTY 700MM X 420MM - 10 PACK X 2	INFRASTRUCTURE SERVICES	INFRA:PRINCIPAL ENGINEER:ELECTRICAL SERVICES
	142870	270953	2025/03/05	BIDVEST WALTONS	R42,03	R6,30	R48,33	GENERIC CLEANING PRODUCT SCOURER SPONGE - 3 PACK X 3	INFRASTRUCTURE SERVICES	INFRA:PRINCIPAL ENGINEER:ELECTRICAL SERVICES
	142870	270953	2025/03/05	BIDVEST WALTONS	R399,60	R59,94	R459,54	DOMESTOS STANDARD DISINFECTANT LIQUID 750ML - EACH X 12	INFRASTRUCTURE SERVICES	INFRA:PRINCIPAL ENGINEER:ELECTRICAL SERVICES
	142870	270953	2025/03/05	BIDVEST WALTONS	R162,24	R24,34	R186,58	PRIMELINE ANTIBACTERIAL HAND SOAP - 5L EACH X 2	INFRASTRUCTURE SERVICES	INFRA:PRINCIPAL ENGINEER:ELECTRICAL SERVICES
258	142916	270954	2025/03/05	HERMANUS OFFICE NATIONAL	R120,14	R18,02	R138,16	BATTERY ALK ENERGIZER AA 2PK X 3	MUNICIPAL PUBLIC SAFETY	MPS:TRAFFIC SERVICES
	142916	270954	2025/03/05	HERMANUS OFFICE NATIONAL	R80,10	R12,02	R92,12	BATTERY ALK ENERGIZER AAA 2PK X 2	MUNICIPAL PUBLIC SAFETY	MPS:TRAFFIC SERVICES
	142916	270954	2025/03/05	HERMANUS OFFICE NATIONAL	R505,32	R75,80	R581,12	BATTERY ALK ENERGIZER D 2PK X 6	MUNICIPAL PUBLIC SAFETY	MPS:TRAFFIC SERVICES
	142916	270954	2025/03/05	HERMANUS OFFICE NATIONAL	R556,00	R83,40	R639,40	BOOK MEMO HCOVER A6 144PG X 50	MUNICIPAL PUBLIC SAFETY	MPS:TRAFFIC SERVICES
259	142546	270957	2025/03/05	IAN DICKIE & COMPANY (PTY) LTD	R4 204,80	R630,72	R4 835,52	ENZ-RETROJET 1/2 X 1	INFRASTRUCTURE SERVICES	INFRA:WATER:HERMANUS
	142546	270957	2025/03/05	IAN DICKIE & COMPANY (PTY) LTD	R14 316,75	R2 147,51	R16 464,26	SUBMERSIBLE PUMP RB80Z 3" X 3	INFRASTRUCTURE SERVICES	INFRA:WATER:HERMANUS
260	141063	270958	2025/03/05	WE GREEN AND PROJECTS (PTY) LTD	R3 450,00	R0,00	R3 450,00	DEEP CLEAN/WASHING OF CARPETS X 1	COMMUNITY SERVICES	COMM:LIBRARY SERVICES
	142589	270959	2025/03/05	NOLADA 8 (PTY) LTD	R375,00	R56,25	R431,25	MERU F/F CC SUITE PAN & CIST (BOXED) - NO X 1	INFRASTRUCTURE SERVICES	INFRA:SEWERAGE:HERMANUS

#	Requisition #	Order #	Order Date	Creditor Name	Amount (Excl VAT)	VAT	Amount (Incl VAT)	Description of goods/service	Directorate	Department
261	142589	270959	2025/03/05	NOLADA 8 (PTY) LTD	R193,00	R28,95	R221,95	FRONT FLUSH CLOSE COUPLE BIBO MECHANISM C X 1	INFRASTRUCTURE SERVICES	INFRA:SEWERAGE:HERMANUS
	142589	270959	2025/03/05	NOLADA 8 (PTY) LTD	R202,00	R30,30	R232,30	WOODEN TOILET SEAT WITH NYLON HINGE WHITE X 1	INFRASTRUCTURE SERVICES	INFRA:SEWERAGE:HERMANUS
	142589	270959	2025/03/05	NOLADA 8 (PTY) LTD	R2 220,00	R333,00	R2 553,00	WIRQUIN 19998025 AMARO MXJ FF CC BIBO MECHANISM COMPLET X 10	INFRASTRUCTURE SERVICES	INFRA:SEWERAGE:HERMANUS
	142589	270959	2025/03/05	NOLADA 8 (PTY) LTD	R599,00	R89,85	R688,85	ACTIVE MIRAGE (OLD) TOILET SEAT WHITE NYLON HINGE X 1	INFRASTRUCTURE SERVICES	INFRA:SEWERAGE:HERMANUS
262	142642	270960	2025/03/05	LUMBER & LAWN	R1 936,01	R290,40	R2 226,41	ADVANCE ERGO OR SIMILAR GLOVES PLEASE SEE SP X 6	COMMUNITY SERVICES	COMM:RESORTS:ONRUS CARAVAN PARK
	142642	270960	2025/03/05	LUMBER & LAWN	R2 642,50	R396,37	R3 038,87	CHAINSAW PANTS FOR PROTECTION OR SIMILAR X 2	COMMUNITY SERVICES	COMM:RESORTS:ONRUS CARAVAN PARK
263	142625	270961	2025/03/05	HARIKISUN GENERAL DEALERS (PTY) LTD	R10 850,00	R0,00	R10 850,00	RECOVERING OF OFFICE CHAIRS MATERIAL UPHOLSTERY" X 23	INFRASTRUCTURE SERVICES	INFRA:PRINCIPAL ENGINEER:PROJECT MANAGEMENT
264	142907	270962	2025/03/05	HARIKISUN GENERAL DEALERS (PTY) LTD	R400,00	R0,00	R400,00	10 M EXTENSION CABLE - 10AMP / REEL X 1	COMMUNITY SERVICES	COMM:CLEANING SERVICES
	142907	270962	2025/03/05	HARIKISUN GENERAL DEALERS (PTY) LTD	R860,00	R0,00	R860,00	WET FLOOR SIGNS - ENGLISH YELLOW PLASTIC X 4	COMMUNITY SERVICES	COMM:CLEANING SERVICES
	142907	270962	2025/03/05	HARIKISUN GENERAL DEALERS (PTY) LTD	R400,00	R0,00	R400,00	BLACK KETTLE - CORDLESS X 2	COMMUNITY SERVICES	COMM:CLEANING SERVICES
	142907	270962	2025/03/05	HARIKISUN GENERAL DEALERS (PTY) LTD	R200,00	R0,00	R200,00	WHITE CORDLESS KETTLE X 1	COMMUNITY SERVICES	COMM:CLEANING SERVICES
	142907	270962	2025/03/05	HARIKISUN GENERAL DEALERS (PTY) LTD	R100,00	R0,00	R100,00	DELIVERY OF ITEMS	COMMUNITY SERVICES	COMM:CLEANING SERVICES
265	142770	270963	2025/03/05	ANTON'S CONCRETE AND STEEL (PTY) LTD	R4 050,00	R0,00	R4 050,00	L18M X H1,8M(REMOVE SECTIONS VIB) X 12	COMMUNITY SERVICES	COMM:SPORTSFIELDS
	142770	270963	2025/03/05	ANTON'S CONCRETE AND STEEL (PTY) LTD	R14 940,00	R0,00	R14 940,00	L18M X H1,8M(INSTALL NEW VIB WALL) X 12	COMMUNITY SERVICES	COMM:SPORTSFIELDS
	142770	270963	2025/03/05	ANTON'S CONCRETE AND STEEL (PTY) LTD	R1 350,00	R0,00	R1 350,00	L6M X H1,8M(REMOVE SECTIONS VIB) X 4	COMMUNITY SERVICES	COMM:SPORTSFIELDS
	142770	270963	2025/03/05	ANTON'S CONCRETE AND STEEL (PTY) LTD	R2 000,00	R0,00	R2 000,00	RE - INSTALL OLD VIB WALL (L6M X H1,8M/CLIENT MATERIAL) X 4	COMMUNITY SERVICES	COMM:SPORTSFIELDS
	142770	270963	2025/03/05	ANTON'S CONCRETE AND STEEL (PTY) LTD	R344,00	R0,00	R344,00	BRICKLINE SLABS X 4	COMMUNITY SERVICES	COMM:SPORTSFIELDS
	142770	270963	2025/03/05	ANTON'S CONCRETE AND STEEL (PTY) LTD	R602,00	R0,00	R602,00	PLAIN SLABS X 7	COMMUNITY SERVICES	COMM:SPORTSFIELDS
	142770	270963	2025/03/05	ANTON'S CONCRETE AND STEEL (PTY) LTD	R1 140,00	R0,00	R1 140,00	VIB POLES(L2,3M) X 4	COMMUNITY SERVICES	COMM:SPORTSFIELDS
266	142330	270964	2025/03/05	RC7 SUPPLIES (PTY) LTD	R2 750,00	R0,00	R2 750,00	CROXLEY M220F MANILLA FOLDER - LIGHT BLUE (220GSM)(100 PACK) X 5	FINANCIAL SERVICES	FIN:REVENUE MANAGEMENT
267	142495	270965	2025/03/05	NOLADA 8 (PTY) LTD	R1 497,00	R224,55	R1 721,55	3 WHITE PEDESTAL FANS X 3	OFFICE OF THE MUNICIPAL MANAGER	MM:STRATEGIC SUPPORT SERVICES
268	142891	270966	2025/03/05	LOERIE GUEST LODGE	R3 652,18	R547,82	R4 200,00	ACCOMMODATION (INCLUDING BREAKFAST) FOR 2 PEOPLE FOR 2 NIGHTS	MUNICIPAL PUBLIC SAFETY	MPS:DIRECTOR: MUNICIPAL PUBLIC SAFETY
269	142740	270967	2025/03/06	PTA AGENCIES (PTY) LTD	R26 000,00	R3 900,00	R29 900,00	WET & DRY VACUUM CLEANER (FOR PROFESSIONAL USE/OFFICE CLEANING) X 8	COMMUNITY SERVICES	COMM:DIRECTOR:COMMUNITY SERVICES
270	142442	270968	2025/03/06	KAAP AGRI AGRIMARK LIQUORMARK PAKMARK AGRIOLOG	R4 427,51	R664,12	R5 091,63	DRILL IMPACT 18V 13MM LI-LON 2X 3AH BATTERIES MAKITA (DHP482RFE) X 1	INFRASTRUCTURE SERVICES	INFRA:WATER:HERMANUS
271	142085	270970	2025/03/06	WHALE COAST SERVICES (PTY) LTD	R4 700,00	R705,00	R5 405,00	MODIFY STANDARD DIGGER BUCKET TO SUIT X 1	INFRASTRUCTURE SERVICES	INFRA:ROADS:HERMANUS
	142085	270970	2025/03/06	WHALE COAST SERVICES (PTY) LTD	R4 200,00	R630,00	R4 830,00	LABOUR	INFRASTRUCTURE SERVICES	INFRA:ROADS:HERMANUS

#	Requisition #	Order #	Order Date	Creditor Name	Amount (Excl VAT)	VAT	Amount (Incl VAT)	Description of goods/service	Directorate	Department
272	142780	270971	2025/03/06	FYNBOS LOGGING	R23 309,28	R3 496,39	R26 805,67	FB SPLIT POLE 2.1M 100-120MM CCA PINE X 340	MUNICIPAL PUBLIC SAFETY	MPS:LAW ENFORCEMENT SERVICES
273	142680	270972	2025/03/06	NOLADA 8 (PTY) LTD	R3 330,00	R499,50	R3 829,50	COMPACT DRILL 18V XR 100PC X 1	INFRASTRUCTURE SERVICES	INFRA:WATER:KLEINMOND
	142680	270972	2025/03/06	NOLADA 8 (PTY) LTD	R1 085,00	R162,75	R1 247,75	PROFESSIONAL GRINDER 115MM - GWS 18V-LI X 1	INFRASTRUCTURE SERVICES	INFRA:WATER:KLEINMOND
274	142613	270973	2025/03/06	WA BRINK PRINTMEDIA (PTY) LTD	R4 400,00	R0,00	R4 400,00	200 X BROWN BOARD FOLDER 780MM X 330MM WITH FILE FASTNERS X 200	PLANNING AND DEVELOPMENT	P&D:TOWN PLANNING & SPATIAL PLANNING
275	142947	270982	2025/03/06	GAS HUB (PTY) LTD	R1 200,00	R180,00	R1 380,00	19KG LP GAS FULL CYLINDER EXCHANGE X 2	MUNICIPAL PUBLIC SAFETY	MPS:LAW ENFORCEMENT SERVICES
276	142931	270987	2025/03/06	PPF HERMANUS	R1 559,40	R233,91	R1 793,31	TOIL/ROLL HLDR THIEF PROOF NICK X 10	COMMUNITY SERVICES	COMM:SLIPWAYS
277	141460	270988	2025/03/06	CARBON SENSE CC	R1 494,79	R224,21	R1 719,00	GREENWORKS 24V CORDLESS ANGLE GRINDER X 1	COMMUNITY SERVICES	COMM:RESORTS:ONRUS CARAVAN PARK
	141460	270988	2025/03/06	CARBON SENSE CC	R1 717,40	R257,60	R1 975,00	GREENWORKS 24V CORDLESS HAMMER DRILL X 1	COMMUNITY SERVICES	COMM:RESORTS:ONRUS CARAVAN PARK
	141460	270988	2025/03/06	CARBON SENSE CC	R690,44	R103,56	R794,00	GREENWORKS 24V UNIVERSAL CHARGER X 1	COMMUNITY SERVICES	COMM:RESORTS:ONRUS CARAVAN PARK
	141460	270988	2025/03/06	CARBON SENSE CC	R1 902,61	R285,39	R2 188,00	GREENWORKS 24V 2AH BATTERY X 2	COMMUNITY SERVICES	COMM:RESORTS:ONRUS CARAVAN PARK
278	142513	270989	2025/03/06	K2021334618 (SOUTH AFRICA)	R28 750,00	R0,00	R28 750,00	BENCH A2: 1.4M STANDARD BENCH WITH ARM REST, COLOUR: BROWN X 10	COMMUNITY SERVICES	COMM:BEACHES
279	142434	270990	2025/03/07	NOLADA 8 (PTY) LTD	R303,00	R45,45	R348,45	BUILDERS EYE BOLT M12X300 X 3	MUNICIPAL PUBLIC SAFETY	MPS:FIRE, RESCUE & DISASTER MANAGEMENT
	142434	270990	2025/03/07	NOLADA 8 (PTY) LTD	R351,00	R52,65	R403,65	BUILDERS TURNBUCKLE HOOK & EYE M12 X 3	MUNICIPAL PUBLIC SAFETY	MPS:FIRE, RESCUE & DISASTER MANAGEMENT
	142434	270990	2025/03/07	NOLADA 8 (PTY) LTD	R1 215,00	R182,25	R1 397,25	BUILDERS WIRE ROPE CLAMP 8MM SS304 X 15	MUNICIPAL PUBLIC SAFETY	MPS:FIRE, RESCUE & DISASTER MANAGEMENT
	142434	270990	2025/03/07	NOLADA 8 (PTY) LTD	R1 510,00	R226,50	R1 736,50	BUILDERS ST CABLE PVC C/BL 4.0X5.6MM 25MM X 2	MUNICIPAL PUBLIC SAFETY	MPS:FIRE, RESCUE & DISASTER MANAGEMENT
280	140986	270991	2025/03/07	HARIKISUN GENERAL DEALERS (PTY) LTD	R2 200,00	R0,00	R2 200,00	DIGITAL CAMEARA X 1	CORPORATE SERVICES	CORP:RISK MANAGEMENT
281	142534	270992	2025/03/07	HARIKISUN GENERAL DEALERS (PTY) LTD	R471,00	R0,00	R471,00	CHISEL WOOD 22MM X 3	MUNICIPAL PUBLIC SAFETY	MPS:FIRE, RESCUE & DISASTER MANAGEMENT
	142534	270992	2025/03/07	HARIKISUN GENERAL DEALERS (PTY) LTD	R435,00	R0,00	R435,00	WOOD CHISEL 12MM X 3	MUNICIPAL PUBLIC SAFETY	MPS:FIRE, RESCUE & DISASTER MANAGEMENT
	142534	270992	2025/03/07	HARIKISUN GENERAL DEALERS (PTY) LTD	R471,00	R0,00	R471,00	CHISEL WOOD 16MM X 3	MUNICIPAL PUBLIC SAFETY	MPS:FIRE, RESCUE & DISASTER MANAGEMENT
	142534	270992	2025/03/07	HARIKISUN GENERAL DEALERS (PTY) LTD	R429,00	R0,00	R429,00	WOOD CHISEL 10MM X 3	MUNICIPAL PUBLIC SAFETY	MPS:FIRE, RESCUE & DISASTER MANAGEMENT
	142534	270992	2025/03/07	HARIKISUN GENERAL DEALERS (PTY) LTD	R7 500,00	R0,00	R7 500,00	TOOLBOX 88PC TRADESMAN CANTILEVER X 3	MUNICIPAL PUBLIC SAFETY	MPS:FIRE, RESCUE & DISASTER MANAGEMENT
	142534	270992	2025/03/07	HARIKISUN GENERAL DEALERS (PTY) LTD	R580,00	R0,00	R580,00	CHISEL MASONARY 57MMX18MMX24MM-BIW X 2	MUNICIPAL PUBLIC SAFETY	MPS:FIRE, RESCUE & DISASTER MANAGEMENT
	142534	270992	2025/03/07	HARIKISUN GENERAL DEALERS (PTY) LTD	R920,00	R0,00	R920,00	HAMMER CLAW 570G WOODEN X 4	MUNICIPAL PUBLIC SAFETY	MPS:FIRE, RESCUE & DISASTER MANAGEMENT
	142534	270992	2025/03/07	HARIKISUN GENERAL DEALERS (PTY) LTD	R4 102,00	R0,00	R4 102,00	HAMMER SLEDGE 4.5KG-BIW X 6	MUNICIPAL PUBLIC SAFETY	MPS:FIRE, RESCUE & DISASTER MANAGEMENT
	142617	270994	2025/03/07	YELLOW MANGO TRADING CC	R946,96	R142,04	R1 089,00	SUPER MULTI INSECT AEROSOL INSECTICIDE X 20	MUNICIPAL PUBLIC SAFETY	MPS:FIRE, RESCUE & DISASTER MANAGEMENT
	142617	270994	2025/03/07	YELLOW MANGO TRADING CC	R947,83	R142,17	R1 090,00	FURNITURE POLISH X 20	MUNICIPAL PUBLIC SAFETY	MPS:FIRE, RESCUE & DISASTER MANAGEMENT
	142617	270994	2025/03/07	YELLOW MANGO TRADING CC	R626,09	R93,91	R720,00	TOILET DUCK X 20	MUNICIPAL PUBLIC SAFETY	MPS:FIRE, RESCUE & DISASTER MANAGEMENT

#	Requisition #	Order #	Order Date	Creditor Name	Amount (Excl VAT)	VAT	Amount (Incl VAT)	Description of goods/service	Directorate	Department
282	142617	270994	2025/03/07	YELLOW MANGO TRADING CC	R495,66	R74,34	R570,00	TOILET BLOCK (3 PACK) X 10	MUNICIPAL PUBLIC SAFETY	MPS:FIRE, RESCUE & DISASTER MANAGEMENT
	142617	270994	2025/03/07	YELLOW MANGO TRADING CC	R295,66	R44,34	R340,00	SPONGE SCOURER (4 PACK) X 10	MUNICIPAL PUBLIC SAFETY	MPS:FIRE, RESCUE & DISASTER MANAGEMENT
	142617	270994	2025/03/07	YELLOW MANGO TRADING CC	R521,74	R78,26	R600,00	AIRFRESHENER X 20	MUNICIPAL PUBLIC SAFETY	MPS:FIRE, RESCUE & DISASTER MANAGEMENT
	142617	270994	2025/03/07	YELLOW MANGO TRADING CC	R500,87	R75,13	R576,00	YELLOW DUSTER CLOTH (10 PACK) X 12	MUNICIPAL PUBLIC SAFETY	MPS:FIRE, RESCUE & DISASTER MANAGEMENT
	142617	270994	2025/03/07	YELLOW MANGO TRADING CC	R3 626,09	R543,91	R4 170,00	SMALL WINDOW SQUEEGEES WITH LONG EXTENSION HANDLE (2M) X 10	MUNICIPAL PUBLIC SAFETY	MPS:FIRE, RESCUE & DISASTER MANAGEMENT
	142617	270994	2025/03/07	YELLOW MANGO TRADING CC	R1 134,79	R170,21	R1 305,00	DISHCLOTH HEAVY SWABS MULTI COLOR (3 PACK) + DELIV X 50	MUNICIPAL PUBLIC SAFETY	MPS:FIRE, RESCUE & DISASTER MANAGEMENT
283	142969	270997	2025/03/07	BOLAND TOILET SERVICES (PTY) LTD	R1 739,14	R260,86	R2 000,00	POLYJOHN (HANDLING, DELIVERY AND COLLECTION INCLUDED) DELIVER 7 MARCH 2025, COLLECTION 10 MARCH 2025 X 1	COMMUNITY SERVICES	COMM:SPORTSFIELDS
284	142113	270998	2025/03/07	NOLADA 8 (PTY) LTD	R5 310,00	R796,50	R6 106,50	HIGH RTENSION SECURITY STEEL PADLOCK 45MM LONG SHACKLE PER 3 IN A PACK X 3	COMMUNITY SERVICES	COMM:FACILITIES & HALLS
	142113	270998	2025/03/07	NOLADA 8 (PTY) LTD	R2 970,00	R445,50	R3 415,50	HIGH TENSION SECURITY STEEL DISC LOCK 70MM X 6	COMMUNITY SERVICES	COMM:FACILITIES & HALLS
	142113	270998	2025/03/07	NOLADA 8 (PTY) LTD	R7 800,00	R1 170,00	R8 970,00	HIGH TENSION PADLOCK AND CHAIN COMBINATION 1000MM X 6	COMMUNITY SERVICES	COMM:FACILITIES & HALLS
	142113	270998	2025/03/07	NOLADA 8 (PTY) LTD	R2 500,00	R375,00	R2 875,00	EURO CYLINDER 60MM (25-10-25) X 10	COMMUNITY SERVICES	COMM:FACILITIES & HALLS
	142113	270998	2025/03/07	NOLADA 8 (PTY) LTD	R405,00	R60,00	R465,00	3MM CHAIN PER METER X 30	COMMUNITY SERVICES	COMM:FACILITIES & HALLS
285	141885	270999	2025/03/07	NOLADA 8 (PTY) LTD	R11 400,00	R1 710,00	R13 110,00	PLASTIC GLASS X 6	COMMUNITY SERVICES	COMM:FACILITIES & HALLS
286	142123	271000	2025/03/07	NOLADA 8 (PTY) LTD	R5 320,00	R798,00	R6 118,00	WALL MOUNTED EXTRACTOR FAN X 1	COMMUNITY SERVICES	COMM:FACILITIES & HALLS
	142123	271000	2025/03/07	NOLADA 8 (PTY) LTD	R1 800,00	R270,00	R2 070,00	EXTRACTOR FAN INDUSTRIAL SHUTTER + DELIVERY X 1	COMMUNITY SERVICES	COMM:FACILITIES & HALLS
287	142508	271001	2025/03/07	NOLADA 8 (PTY) LTD	R9 000,00	R1 350,00	R10 350,00	PT 68 S MIDBAND TWO-WAY RADIOS X 4	PLANNING AND DEVELOPMENT	P&D:ENVIRONMENTAL MANAGEMENT & CONSERVATION
288	142384	271006	2025/03/07	NOLADA 8 (PTY) LTD	R1 092,00	R163,80	R1 255,80	NAILS:75MM(1KF PACKETS) X 40	COMMUNITY SERVICES	COMM:HOUSING ADMINISTRATION
	142384	271006	2025/03/07	NOLADA 8 (PTY) LTD	R3 636,00	R545,40	R4 181,40	PLASTIC SHEET BLACK 3.0MX 30M 250 MIC X 6	COMMUNITY SERVICES	COMM:HOUSING ADMINISTRATION
289	142382	271008	2025/03/07	NOLADA 8 (PTY) LTD	R25 200,00	R3 780,00	R28 980,00	3.0M SPLIT POLES 80 - 100 X 280	COMMUNITY SERVICES	COMM:HOUSING ADMINISTRATION
290	142370	271009	2025/03/07	OFFICE FOR YOU (PTY) LTD	R738,00	R110,70	R848,70	PILOT RETRACTABLE CORRECTION PEN TAPE REFILL X 30	FINANCIAL SERVICES	FIN:EXPENDITURE, FLEET & ASSET MANAGEMENT
	142370	271009	2025/03/07	OFFICE FOR YOU (PTY) LTD	R936,00	R140,40	R1 076,40	PILOT G2 GEL PENS 0.7MM ASSORTED COLOURS (PACK OF 15) X 3	FINANCIAL SERVICES	FIN:EXPENDITURE, FLEET & ASSET MANAGEMENT
	142370	271009	2025/03/07	OFFICE FOR YOU (PTY) LTD	R390,00	R58,50	R448,50	STANDARD 26/6 STAPLES (5000 PACK) X 30	FINANCIAL SERVICES	FIN:EXPENDITURE, FLEET & ASSET MANAGEMENT
291	142964	271010	2025/03/10	COMMON SENSE BUILDERS (PTY) LTD	R2 000,00	R0,00	R2 000,00	HAWSTON LIBRARY REMOVE OLD FENCE X 1	COMMUNITY SERVICES	COMM:BUILDING MAINTENANCE
292	142945	271014	2025/03/10	HERMANUS EXTINGUISHER SERVICES	R1 120,00	R168,00	R1 288,00	SERVICE OF FIRE EXTINGUISERS X 14	COMMUNITY SERVICES	COMM:RESORTS:ONRUS CARAVAN PARK
293	142919	271015	2025/03/10	HERMANUS OFFICE NATIONAL	R1 092,00	R163,80	R1 255,80	SHELVING SPARE 305MM SHELVES ONLY H/G X 6	PLANNING AND DEVELOPMENT	P&D:BUILDING CONTROL

#	Requisition #	Order #	Order Date	Creditor Name	Amount (Excl VAT)	VAT	Amount (Incl VAT)	Description of goods/service	Directorate	Department
294	142558	271018	2025/03/10	KRIGE TREE SERVICES CC	R25 000,00	R3 750,00	R28 750,00	HIRE OF WOODCHIPPER X 5 DAYS	INFRASTRUCTURE SERVICES	INFRA:ROADS:GANSBAAI & STANFORD
295	142764	271021	2025/03/10	OFFICETECH	R206,80	R31,02	R237,82	DIARIES A5 BLACK X 4	OFFICE OF THE MUNICIPAL MANAGER	MM:INTERNAL AUDIT
	142764	271021	2025/03/10	OFFICETECH	R189,18	R28,38	R217,56	BINDING COVERS X 1	OFFICE OF THE MUNICIPAL MANAGER	MM:INTERNAL AUDIT
	142764	271021	2025/03/10	OFFICETECH	R66,00	R9,90	R75,90	BINDING COMBS 10MM X 50	OFFICE OF THE MUNICIPAL MANAGER	MM:INTERNAL AUDIT
	142764	271021	2025/03/10	OFFICETECH	R87,00	R13,05	R100,05	BINDING COMBS 12MM X 50	OFFICE OF THE MUNICIPAL MANAGER	MM:INTERNAL AUDIT
	142764	271021	2025/03/10	OFFICETECH	R494,40	R74,16	R568,56	USB FLASH DRIVES X 4	OFFICE OF THE MUNICIPAL MANAGER	MM:INTERNAL AUDIT
	142764	271021	2025/03/10	OFFICETECH	R123,60	R18,54	R142,14	LAMINATING POUCHES X 1	OFFICE OF THE MUNICIPAL MANAGER	MM:INTERNAL AUDIT
	142764	271021	2025/03/10	OFFICETECH	R40,68	R6,10	R46,78	HIGHLIGHTERS ORANGE X 6	OFFICE OF THE MUNICIPAL MANAGER	MM:INTERNAL AUDIT
	142764	271021	2025/03/10	OFFICETECH	R40,68	R6,10	R46,78	HIGHLIGHTERS YELLOW X 6	OFFICE OF THE MUNICIPAL MANAGER	MM:INTERNAL AUDIT
	142764	271021	2025/03/10	OFFICETECH	R15,85	R2,38	R18,23	LEAD HB PENCILS X 8	OFFICE OF THE MUNICIPAL MANAGER	MM:INTERNAL AUDIT
	142764	271021	2025/03/10	OFFICETECH	R13,28	R1,99	R15,27	PENCIL ERASERS X 8	OFFICE OF THE MUNICIPAL MANAGER	MM:INTERNAL AUDIT
	142764	271021	2025/03/10	OFFICETECH	R104,80	R15,72	R120,52	EXAMINATION PADS X 2	OFFICE OF THE MUNICIPAL MANAGER	MM:INTERNAL AUDIT
	142784	271022	2025/03/10	HARIKISUN GENERAL DEALERS (PTY) LTD	R9 200,00	R0,00	R9 200,00	CELLPHONES X 2	FINANCIAL SERVICES	FIN:EXPENDITURE, FLEET & ASSET MANAGEMENT
297	142506	271023	2025/03/10	HARIKISUN GENERAL DEALERS (PTY) LTD	R28 500,00	R0,00	R28 500,00	HILLS DERM COMPLETE DOG FOOD 12KG X 15	MUNICIPAL PUBLIC SAFETY	MPS:LAW ENFORCEMENT SERVICES
	142506	271023	2025/03/10	HARIKISUN GENERAL DEALERS (PTY) LTD	R400,00	R0,00	R400,00	DELIVERY X 1	MUNICIPAL PUBLIC SAFETY	MPS:LAW ENFORCEMENT SERVICES
298	142527	271024	2025/03/10	NOLADA 8 (PTY) LTD	R19 000,00	R2 850,00	R21 850,00	SPORT FIELD LINE MARKING MACHINE X 1	COMMUNITY SERVICES	COMM:SPORTSFIELDS
299	142738	271025	2025/03/10	LEXISNEXIS (PTY) LTD	R1 134,00	R170,10	R1 304,10	ROAD TRAFFIC & TRANSPORT LEGISLATION (ISS 68) X 2	MUNICIPAL PUBLIC SAFETY	MPS:TRAFFIC SERVICES
	142738	271025	2025/03/10	LEXISNEXIS (PTY) LTD	R68,00	R10,20	R78,20	DELIVERY AND HANDLING X 1	MUNICIPAL PUBLIC SAFETY	MPS:TRAFFIC SERVICES
300	142817	271026	2025/03/10	NOLADA 8 (PTY) LTD	R17 000,00	R2 550,00	R19 550,00	GRASS BLOCKS (400MM X 400MM X 100MM) X 500	INFRASTRUCTURE SERVICES	INFRA:ROADS:KLEINMOND
301	142865	271027	2025/03/10	OFFICETECH	R8 364,00	R1 254,60	R9 618,60	SHELVING STEEL X6 SHELVES OPEN 2215 X 914 X 305 HGREY X 6	PLANNING AND DEVELOPMENT	P&D:BUILDING CONTROL
302	142112	271029	2025/03/11	VISSER PAINTERS	R2 000,00		R2 000,00	REPAIR BROKEN CHAIRS @ AUDITORIUM	COMMUNITY SERVICES	COMM:BUILDING MAINTENANCE
303	142671	271039	2025/03/11	GANSBAAI BUILD IT (PTY) LTD	R347,40	R52,10	R399,50	HOSE CLAMPS M/STL 14X32 X 50	COMMUNITY SERVICES	COMM:BEACHES
	142671	271039	2025/03/11	GANSBAAI BUILD IT (PTY) LTD	R269,52	R40,43	R309,95	ROOFKOTE DURAM WHITE 5L X 1	COMMUNITY SERVICES	COMM:BEACHES
	142671	271039	2025/03/11	GANSBAAI BUILD IT (PTY) LTD	R286,91	R43,04	R329,95	ROOFKOTE DURAM GREEN 5L X 1	COMMUNITY SERVICES	COMM:BEACHES
304	142845	271040	2025/03/11	KAAP AGRI AGRIMARK LIQUORMARK PAKMARK AGRIOLOG	R1 000,00	R150,00	R1 150,00	RYOBI IMPACT DRILL 40MM 13MM 18VOLT X 1	INFRASTRUCTURE SERVICES	INFRA:ELECTRICAL:HM&KM
	142463	271041	2025/03/11	NOLADA 8 (PTY) LTD	R2 600,00	R390,00	R2 990,00	DUST PAN X 200	FINANCIAL SERVICES	FIN:SUPPLY CHAIN MANAGEMENT

#	Requisition #	Order #	Order Date	Creditor Name	Amount (Excl VAT)	VAT	Amount (Incl VAT)	Description of goods/service	Directorate	Department
305	142463	271041	2025/03/11	NOLADA 8 (PTY) LTD	R5 200,00	R780,00	R5 980,00	TOILET BRUSH: CURVED PIPE 200	FINANCIAL SERVICES	FIN:SUPPLY CHAIN MANAGEMENT
	142463	271041	2025/03/11	NOLADA 8 (PTY) LTD	R8 200,00	R1 230,00	R9 430,00	BUCKETS: 10L PLASTIC 200	FINANCIAL SERVICES	FIN:SUPPLY CHAIN MANAGEMENT
306	142392	271042	2025/03/11	HARIKISUN GENERAL DEALERS (PTY) LTD	R5 800,00	R0,00	R5 800,00	RIM BLOCK HOOK ON X 200	COMMUNITY SERVICES	COMM:RESORTS:ONRUS CARAVAN PARK
	142392	271042	2025/03/11	HARIKISUN GENERAL DEALERS (PTY) LTD	R3 105,00	R0,00	R3 105,00	CLEEN GREEN 2L YELLOW OR GREEN OR SIMILAR X 30	COMMUNITY SERVICES	COMM:RESORTS:ONRUS CARAVAN PARK
	142392	271042	2025/03/11	HARIKISUN GENERAL DEALERS (PTY) LTD	R2 875,00	R0,00	R2 875,00	SPARKLE TOILET FRESH SPRAY 300ML OR SIMILAR X 50	COMMUNITY SERVICES	COMM:RESORTS:ONRUS CARAVAN PARK
	142392	271042	2025/03/11	HARIKISUN GENERAL DEALERS (PTY) LTD	R134,15	R0,00	R134,15	SCOURERS 4 PARK OR SIMILAR X 5	COMMUNITY SERVICES	COMM:RESORTS:ONRUS CARAVAN PARK
	142392	271042	2025/03/11	HARIKISUN GENERAL DEALERS (PTY) LTD	R500,00	R0,00	R500,00	MICROFIBRE ALL PURPOSE CLOTHS X 50	COMMUNITY SERVICES	COMM:RESORTS:ONRUS CARAVAN PARK
	142392	271042	2025/03/11	HARIKISUN GENERAL DEALERS (PTY) LTD	R4 256,00	R0,00	R4 256,00	PINE GEL 5L TUBS X 20	COMMUNITY SERVICES	COMM:RESORTS:ONRUS CARAVAN PARK
	142392	271042	2025/03/11	HARIKISUN GENERAL DEALERS (PTY) LTD	R452,00	R0,00	R452,00	DISH DRYING CLOTHS X 4	COMMUNITY SERVICES	COMM:RESORTS:ONRUS CARAVAN PARK
	142392	271042	2025/03/11	HARIKISUN GENERAL DEALERS (PTY) LTD	R560,00	R0,00	R560,00	WINDOWLENE 750ML SPRAY BOTTLE X 10	COMMUNITY SERVICES	COMM:RESORTS:ONRUS CARAVAN PARK
	142392	271042	2025/03/11	HARIKISUN GENERAL DEALERS (PTY) LTD	R280,00	R0,00	R280,00	WINDOW SQUEEGEE 1	COMMUNITY SERVICES	COMM:RESORTS:ONRUS CARAVAN PARK
	142392	271042	2025/03/11	HARIKISUN GENERAL DEALERS (PTY) LTD	R885,00	R0,00	R885,00	TILE CLEANING BRUSH GROUT GAP CLEANING X 5	COMMUNITY SERVICES	COMM:RESORTS:ONRUS CARAVAN PARK
307	142155	271044	2025/03/11	HERMANUS EXTINGUISHER SERVICES	R4 000,00	R600,00	R4 600,00	SERVICE & REFILL OF 4.5 DCP EXTINGUISHERS X 25	MUNICIPAL PUBLIC SAFETY	MPS:DISASTER MANAGEMENT
	142155	271044	2025/03/11	HERMANUS EXTINGUISHER SERVICES	R7 500,00	R1 125,00	R8 625,00	SERVICE & REFILL OF 9KG DCP EXTINGUISHERS X 30	MUNICIPAL PUBLIC SAFETY	MPS:DISASTER MANAGEMENT
	142155	271044	2025/03/11	HERMANUS EXTINGUISHER SERVICES	R3 150,00	R472,50	R3 622,50	5KG CO2 SERVICE & REFILL OF EXTINGUISHERS X 7	MUNICIPAL PUBLIC SAFETY	MPS:DISASTER MANAGEMENT
308	142321	271046	2025/03/11	NOLADA 8 (PTY) LTD	R6 520,00	R978,00	R7 498,00	CHAIN REEL 3/8RS-0.063 9.32-1.6MM X 1	COMMUNITY SERVICES	COMM:PARKS AND OPEN SPACES
	142321	271046	2025/03/11	NOLADA 8 (PTY) LTD	R288,00	R43,20	R331,20	COMBINATION WRENCH FS120/200 X 3	COMMUNITY SERVICES	COMM:PARKS AND OPEN SPACES
	142321	271046	2025/03/11	NOLADA 8 (PTY) LTD	R288,00	R43,20	R331,20	COMBINATION WRENCH STL 019T X 3	COMMUNITY SERVICES	COMM:PARKS AND OPEN SPACES
309	142638	271047	2025/03/11	BREERIVIER TRAINING DEVELOPMENT CC	R8 910,00	R1 336,50	R10 246,50	DIGGER LOADER-RENEWAL OF LICENSING(REFRESHER) U/S 262727 X 11	CORPORATE SERVICES	CORP:HUMAN RESOURCES MANAGEMENT
	142638	271047	2025/03/11	BREERIVIER TRAINING DEVELOPMENT CC	R2 430,00	R364,50	R2 794,50	ROLLER-RENEWAL OF LICENSING (REFRESHER) U/S 262805 X 3	CORPORATE SERVICES	CORP:HUMAN RESOURCES MANAGEMENT
310	141228	271053	2025/03/12	LW GLASS AND ALUMINIUM (PTY) LTD	R15 795,00	R0,00	R15 795,00	INSTALLATION OF 25 MM VENATION BRUSHED SILVER BLINDS AT VARIOUS OFFICES X 9	COMMUNITY SERVICES	COMM:BUILDING MAINTENANCE
311	141263	271054	2025/03/12	CUSTOM DEN (PTY) LTD	R1 927,50	R0,00	R1 927,50	WALK IN FRIDGE HANDLE ( TO SUPPLY & FIT) X 1	COMMUNITY SERVICES	COMM:FACILITIES & HALLS
312	143020	271055	2025/03/12	XL GLENWOOD TRAVEL AGENCY (PTY) LTD	R9 546,49	R1 431,97	R10 978,46	FLIGHT TICKETS - RETURN JHB 2 OFFICIALS	INFRASTRUCTURE SERVICES	INFRA:CHIEF ENGINEER:INFRASTRUCTURE SERVICES
313	142708	271065	2025/03/12	HARIKISUN GENERAL DEALERS (PTY) LTD	R375,00	R0,00	R375,00	CLEAN AIR FRESHNER GLADE ASS 180ML X 15	INFRASTRUCTURE SERVICES	INFRA:PRINCIPAL ENGINEER:PROJECT MANAGEMENT
	142708	271065	2025/03/12	HARIKISUN GENERAL DEALERS (PTY) LTD	R400,00	R0,00	R400,00	CLEAN DOOM X 8	INFRASTRUCTURE SERVICES	INFRA:PRINCIPAL ENGINEER:PROJECT MANAGEMENT

#	Requisition #	Order #	Order Date	Creditor Name	Amount (Excl VAT)	VAT	Amount (Incl VAT)	Description of goods/service	Directorate	Department
313	142708	271065	2025/03/12	HARIKISUN GENERAL DEALERS (PTY) LTD	R1 152,00	R0,00	R1 152,00	LIQUID ANTISEPTIC DETTOL 750ML X 12	INFRASTRUCTURE SERVICES	INFRA:PRINCIPAL ENGINEER:PROJECT MANAGEMENT
	142708	271065	2025/03/12	HARIKISUN GENERAL DEALERS (PTY) LTD	R500,00	R0,00	R500,00	BIN WASTE ADDIS ALL PURPOSE 250L + DELIVERY X 1	INFRASTRUCTURE SERVICES	INFRA:PRINCIPAL ENGINEER:PROJECT MANAGEMENT
314	142348	271066	2025/03/12	CUSTOM DEN (PTY) LTD	R2 000,00	R0,00	R2 000,00	REPAIR GATE HINGES X 1	COMMUNITY SERVICES	COMM:BUILDING MAINTENANCE
315	142249	271067	2025/03/12	NOLADA 8 (PTY) LTD	R1 400,00	R210,00	R1 610,00	S/FLEX CUT-DISC 300X2.8X25.4MM FL STE X 10	COMMUNITY SERVICES	COMM:BEACHES
	142249	271067	2025/03/12	NOLADA 8 (PTY) LTD	R194,00	R29,10	R223,10	PLIER WATER PUMP 121/A3 315MM X 1	COMMUNITY SERVICES	COMM:BEACHES
	142249	271067	2025/03/12	NOLADA 8 (PTY) LTD	R880,00	R132,00	R1 012,00	RATCHET SPANNER FLEX CHR 6PCE X 1	COMMUNITY SERVICES	COMM:BEACHES
	142249	271067	2025/03/12	NOLADA 8 (PTY) LTD	R72,00	R10,80	R82,80	SOCKET 1/2 INCH HEX LONG 13MM X 1	COMMUNITY SERVICES	COMM:BEACHES
316	142261	271068	2025/03/12	NUWAY ENTERPRISES	R4 865,00	R729,75	R5 594,75	DESIGN, SUPPLY , DELIVER OF CROMEDECK SIGNS X 4	COMMUNITY SERVICES	COMM:PARKS AND OPEN SPACES
317	143027	271070	2025/03/13	DERELIZE PRINTING	R2 000,00	R0,00	R2 000,00	A5 REQUISITION BOOKS X 6	OFFICE OF THE MUNICIPAL MANAGER	MM:STRATEGIC SUPPORT SERVICES
318	142920	271071	2025/03/13	VOLTEX (PTY) LTD - OVERSTRAND	R14 130,00	R2 119,50	R16 249,50	FLUKE 302 CLAMP METER 400A AC TRUE RMS OR COMPATIBLE X 5	INFRASTRUCTURE SERVICES	INFRA:CHIEF ENGINEER:INFRASTRUCTURE SERVICES
319	143028	271072	2025/03/13	KLEINMOND BUILD IT	R1 113,03	R166,95	R1 279,98	WELD MESH GALV REF156 2.4M X 6.0M X 2	INFRASTRUCTURE SERVICES	INFRA:WATER:KLEINMOND
	143028	271072	2025/03/13	KLEINMOND BUILD IT	R148,67	R22,30	R170,97	CONCRIM 2.7KG X 3	INFRASTRUCTURE SERVICES	INFRA:WATER:KLEINMOND
320	142755	271074	2025/03/13	COETZEE CENTRE OF DEVELOPMENT (PTY) LTD	R24 900,00	R0,00	R24 900,00	SERVICE NEEDED FOR PSYCHOLOGIST EVALUATION X 1	CORPORATE SERVICES	CORP:HUMAN RESOURCES MANAGEMENT
321	142965	271073	2025/03/13	OVERBERG AGRI BEDRYWE (PTY) LTD	R273,04	R40,96	R314,00	TAPE MEASURE POWERLOCK 8M X 25MM X 1	COMMUNITY SERVICES	COMM:FACILITIES & HALLS
	142965	271073	2025/03/13	OVERBERG AGRI BEDRYWE (PTY) LTD	R36,52	R5,48	R42,00	ROPE SKI 7MM X 10M MAMBA X 2	COMMUNITY SERVICES	COMM:FACILITIES & HALLS
	142965	271073	2025/03/13	OVERBERG AGRI BEDRYWE (PTY) LTD	R29,57	R4,44	R34,01	POZI NR2 X 50MM POWER BIT CRD X 1	COMMUNITY SERVICES	COMM:FACILITIES & HALLS
	142965	271073	2025/03/13	OVERBERG AGRI BEDRYWE (PTY) LTD	R78,26	R13,50	R90,00	NUT SETTER MAGNETIC 8 X 48MM X 1	COMMUNITY SERVICES	COMM:FACILITIES & HALLS
	142965	271073	2025/03/13	OVERBERG AGRI BEDRYWE (PTY) LTD	R37,39	R6,45	R43,00	ROPE BUILEWE HANKS 8MM X 10M MAMBA X 1	COMMUNITY SERVICES	COMM:FACILITIES & HALLS
	142965	271073	2025/03/13	OVERBERG AGRI BEDRYWE (PTY) LTD	R340,87	R51,13	R392,00	CLAW HAMMER 700G ALL STEEL X 1	COMMUNITY SERVICES	COMM:FACILITIES & HALLS
	142965	271073	2025/03/13	OVERBERG AGRI BEDRYWE (PTY) LTD	R273,04	R47,10	R314,00	CARGOMAX TIE DOWN CAM BUCKLES S-HOOK X 1	COMMUNITY SERVICES	COMM:FACILITIES & HALLS
322	143030	271075	2025/03/13	HARIKISUN GENERAL DEALERS (PTY) LTD	R1 999,90	R0,00	R1 999,90	DRAWING BAGS WITH PRINT X 70	PLANNING AND DEVELOPMENT	P&D:ENVIRONMENTAL MANAGEMENT & CONSERVATION
323	142827	271077	2025/03/13	OVERBERG AGRI BEDRYWE (PTY) LTD	R12 217,39	R1 832,61	R14 050,00	PINE POLE CYL 3.6M X 90MM/100CCA(SILINDRIES) X 50	INFRASTRUCTURE SERVICES	INFRA:ROADS:GANSBAAI & STANFORD
324	142698	271078	2025/03/13	BIDVEST WALTONS	R659,87	R0,00	R659,87	WHITE SUGAR 2.5KG X 10	MUNICIPAL COUNCIL	COUNCIL:COUNCIL'S GENERAL
	142698	271078	2025/03/13	BIDVEST WALTONS	R1 090,00	R0,00	R1 090,00	BEVERAGE MILK LONGLIFE FULL CREAM 6X1L X 10	MUNICIPAL COUNCIL	COUNCIL:COUNCIL'S GENERAL

#	Requisition #	Order #	Order Date	Creditor Name	Amount (Excl VAT)	VAT	Amount (Incl VAT)	Description of goods/service	Directorate	Department
324	142698	271078	2025/03/13	BIDVEST WALTONS	R1 812,29	R0,00	R1 812,29	BEVERAGE COFFEE JACOBS KRONUNG 200MGM X 10	MUNICIPAL COUNCIL	COUNCIL:COUNCIL'S GENERAL
	142698	271078	2025/03/13	BIDVEST WALTONS	R1 261,19	R0,00	R1 261,19	BEVERAGE COFFEE RICOFFY X 7	MUNICIPAL COUNCIL	COUNCIL:COUNCIL'S GENERAL
325	143033	271079	2025/03/13	STAYINBELLVILLE (PTY)LTD	R18 913,04	R2 836,96	R21 750,00	ACCOMMODATION - ROOMS ONLY - INTERNS TO ATTEND MFMA AT STELLENBOSCH UNIVERISTY X 3	FINANCIAL SERVICES	FIN:CHIEF FINANCIAL OFFICER
326	142281	271081	2025/03/13	HERMANUS BUILD IT (PTY) LTD	R156,50	R23,47	R179,97	LOCK MOTISE STANDARD C/P 3 LEVER X 1	COMMUNITY SERVICES	COMM:FACILITIES & HALLS
	142281	271081	2025/03/13	HERMANUS BUILD IT (PTY) LTD	R199,97	R29,99	R229,96	NAIL IN ANCHORS 6MM X 55MM(150) X 1	COMMUNITY SERVICES	COMM:FACILITIES & HALLS
	142281	271081	2025/03/13	HERMANUS BUILD IT (PTY) LTD	R243,47	R36,52	R279,99	NAIL IN ANCHORS 8MM X 75MM(100) X 1	COMMUNITY SERVICES	COMM:FACILITIES & HALLS
	142281	271081	2025/03/13	HERMANUS BUILD IT (PTY) LTD	R556,50	R83,48	R639,98	DRYWALL SCREW 8MM X 32MM(900) X 2	COMMUNITY SERVICES	COMM:FACILITIES & HALLS
327	143042	271082	2025/03/13	HERMANUS HARDWARE	R201,74	R30,26	R232,00	PATIO DOOR ROLLER SS BBL X 4	INFRASTRUCTURE SERVICES	INFRA:ELECTRICAL:HM&KM
328	143044	271083	2025/03/13	ACDC EXPRESS HERMANUS	R302,00	R45,30	R347,30	16A 5 STEP + OFF RCAM SWITCH X 1	INFRASTRUCTURE SERVICES	INFRA:ELECTRICAL:HM&KM
	143044	271083	2025/03/13	ACDC EXPRESS HERMANUS	R52,00	R7,80	R59,80	RED LED PILOT LIGHT HI-BRIGHT 22MM X 1	INFRASTRUCTURE SERVICES	INFRA:ELECTRICAL:HM&KM
	143044	271083	2025/03/13	ACDC EXPRESS HERMANUS	R48,00	R7,20	R55,20	GREEN LED PILOT LIGHT HI-BRIGHT 22MM X 1	INFRASTRUCTURE SERVICES	INFRA:ELECTRICAL:HM&KM
	143044	271083	2025/03/13	ACDC EXPRESS HERMANUS	R212,10	R31,82	R243,92	230VAC 10A 8 PIN RELAY 2 C/O, FLAG + LED X 1	INFRASTRUCTURE SERVICES	INFRA:ELECTRICAL:HM&KM
	143044	271083	2025/03/13	ACDC EXPRESS HERMANUS	R202,00	R30,29	R232,29	BASE 8-PIN RECTANGULAR 400V X 1	INFRASTRUCTURE SERVICES	INFRA:ELECTRICAL:HM&KM
329	143058	271084	2025/03/13	ERIC BOOKER PROMOTIONS (PTY) LTD	R339,14	R50,86	R390,00	SLEEP HELLING SIGN X 1	COMMUNITY SERVICES	COMM:PARKS AND OPEN SPACES
	143058	271084	2025/03/13	ERIC BOOKER PROMOTIONS (PTY) LTD	R56,18	R8,42	R64,60	SPANNER NR 8 X 1	COMMUNITY SERVICES	COMM:PARKS AND OPEN SPACES
	143058	271084	2025/03/13	ERIC BOOKER PROMOTIONS (PTY) LTD	R53,31	R7,99	R61,30	SPANNER NR 10 X 1	COMMUNITY SERVICES	COMM:PARKS AND OPEN SPACES
	143058	271084	2025/03/13	ERIC BOOKER PROMOTIONS (PTY) LTD	R85,83	R12,87	R98,70	NAILS X 3	COMMUNITY SERVICES	COMM:PARKS AND OPEN SPACES
	143058	271084	2025/03/13	ERIC BOOKER PROMOTIONS (PTY) LTD	R15,14	R2,26	R17,40	RIVETS X 1	COMMUNITY SERVICES	COMM:PARKS AND OPEN SPACES
	143058	271084	2025/03/13	ERIC BOOKER PROMOTIONS (PTY) LTD	R116,79	R17,51	R134,30	LEVEL 3 LOCK X 1	COMMUNITY SERVICES	COMM:PARKS AND OPEN SPACES
	143058	271084	2025/03/13	ERIC BOOKER PROMOTIONS (PTY) LTD	R220,70	R33,10	R253,80	DEUR KNIPPE X 2	COMMUNITY SERVICES	COMM:PARKS AND OPEN SPACES
	143058	271084	2025/03/13	ERIC BOOKER PROMOTIONS (PTY) LTD	R51,92	R7,78	R59,70	RIVETS ALUMINIUM X 1	COMMUNITY SERVICES	COMM:PARKS AND OPEN SPACES
	143058	271084	2025/03/13	ERIC BOOKER PROMOTIONS (PTY) LTD	R38,09	R5,71	R43,80	BOORPUNT X 1	COMMUNITY SERVICES	COMM:PARKS AND OPEN SPACES
	143058	271084	2025/03/13	ERIC BOOKER PROMOTIONS (PTY) LTD	R44,79	R6,71	R51,50	STAR SCREWDRIVER (BIG ) X 1	COMMUNITY SERVICES	COMM:PARKS AND OPEN SPACES
	143058	271084	2025/03/13	ERIC BOOKER PROMOTIONS (PTY) LTD	R23,22	R3,48	R26,70	STAR SCREWDRIVER SMALL X 1	COMMUNITY SERVICES	COMM:PARKS AND OPEN SPACES
	143058	271084	2025/03/13	ERIC BOOKER PROMOTIONS (PTY) LTD	R26,27	R3,93	R30,20	FLAT SCREWDRIVER (BIG ) X 1	COMMUNITY SERVICES	COMM:PARKS AND OPEN SPACES
143058	271084	2025/03/13	ERIC BOOKER PROMOTIONS (PTY) LTD	R33,66	R5,04	R38,70	FLAT SCREWDRIVER X 1	COMMUNITY SERVICES	COMM:PARKS AND OPEN SPACES	

#	Requisition #	Order #	Order Date	Creditor Name	Amount (Excl VAT)	VAT	Amount (Incl VAT)	Description of goods/service	Directorate	Department
329	143058	271084	2025/03/13	ERIC BOOKER PROMOTIONS (PTY) LTD	R81,31	R12,19	R93,50	SCREW IT X 1	COMMUNITY SERVICES	COMM:PARKS AND OPEN SPACES
	143058	271084	2025/03/13	ERIC BOOKER PROMOTIONS (PTY) LTD	R33,31	R4,99	R38,30	MASKING TAPE X 1	COMMUNITY SERVICES	COMM:PARKS AND OPEN SPACES
	143058	271084	2025/03/13	ERIC BOOKER PROMOTIONS (PTY) LTD	R38,35	R5,75	R44,10	NAIL WIRE X 3	COMMUNITY SERVICES	COMM:PARKS AND OPEN SPACES
	143058	271084	2025/03/13	ERIC BOOKER PROMOTIONS (PTY) LTD	R147,40	R22,10	R169,50	FILIFOAM 750ML X 1	COMMUNITY SERVICES	COMM:PARKS AND OPEN SPACES
	143058	271084	2025/03/13	ERIC BOOKER PROMOTIONS (PTY) LTD	R94,09	R14,11	R108,20	TOILET SEAT X 1	COMMUNITY SERVICES	COMM:PARKS AND OPEN SPACES
	143058	271084	2025/03/13	ERIC BOOKER PROMOTIONS (PTY) LTD	R18,35	R2,75	R21,10	COACH SCREW 10X50 X 1	COMMUNITY SERVICES	COMM:PARKS AND OPEN SPACES
	143058	271084	2025/03/13	ERIC BOOKER PROMOTIONS (PTY) LTD	R11,66	R1,74	R13,40	COACH SCREW 8X4 X 1	COMMUNITY SERVICES	COMM:PARKS AND OPEN SPACES
	143058	271084	2025/03/13	ERIC BOOKER PROMOTIONS (PTY) LTD	R8,70	R1,30	R10,00	FLAT WASHER M10 X 1	COMMUNITY SERVICES	COMM:PARKS AND OPEN SPACES
	143058	271084	2025/03/13	ERIC BOOKER PROMOTIONS (PTY) LTD	R20,61	R3,09	R23,70	BOORPUNT X 1	COMMUNITY SERVICES	COMM:PARKS AND OPEN SPACES
	143058	271084	2025/03/13	ERIC BOOKER PROMOTIONS (PTY) LTD	R71,40	R10,70	R82,10	BOORPUNT 15MM X 1	COMMUNITY SERVICES	COMM:PARKS AND OPEN SPACES
	143058	271084	2025/03/13	ERIC BOOKER PROMOTIONS (PTY) LTD	R37,40	R5,60	R43,00	BOORPUNT 10MM X 1	COMMUNITY SERVICES	COMM:PARKS AND OPEN SPACES
	143058	271084	2025/03/13	ERIC BOOKER PROMOTIONS (PTY) LTD	R36,53	R5,47	R42,00	COACH SCREWS X 4	COMMUNITY SERVICES	COMM:PARKS AND OPEN SPACES
	143058	271084	2025/03/13	ERIC BOOKER PROMOTIONS (PTY) LTD	R26,79	R4,01	R30,80	GUTTER B/NUTS X 2	COMMUNITY SERVICES	COMM:PARKS AND OPEN SPACES
330	143057	271085	2025/03/13	HERMANUS OFFICE NATIONAL	R506,96	R76,04	R583,00	HEAVY DUTY STAPLER, BLACK AND SILVER GREY IN COLOUR. X 1	CORPORATE SERVICES	CORP:ADMINISTRATIVE SUPPORT SERVICES
331	142980	271086	2025/03/13	KAAP AGRI AGRIMARK LIQUORMARK PAKMARK AGRIOLOG	R1 238,60	R185,79	R1 424,39	KEYMARK DRAGLINE HOSE 20MM P/M X 55	COMMUNITY SERVICES	COMM:SPORTSFIELDS
	142980	271086	2025/03/13	KAAP AGRI AGRIMARK LIQUORMARK PAKMARK AGRIOLOG	R94,02	R14,10	R108,12	GRDNA PP CONNECTION HOSE 19MM 2916 X 2	COMMUNITY SERVICES	COMM:SPORTSFIELDS
	142980	271086	2025/03/13	KAAP AGRI AGRIMARK LIQUORMARK PAKMARK AGRIOLOG	R28,52	R4,28	R32,80	GRDNA TAP CONNECTOR 26.5MM 3/4 18221-37 X 1	COMMUNITY SERVICES	COMM:SPORTSFIELDS
	142980	271086	2025/03/13	KAAP AGRI AGRIMARK LIQUORMARK PAKMARK AGRIOLOG	R47,26	R7,09	R54,35	AQUA: 46 SPRINKLER FC PLASTIC 20MM X 1	COMMUNITY SERVICES	COMM:SPORTSFIELDS
	142980	271086	2025/03/13	KAAP AGRI AGRIMARK LIQUORMARK PAKMARK AGRIOLOG	R309,38	R46,41	R355,79	SPRINKLER TRIPOD GALV 20MM X 0.6M X 1	COMMUNITY SERVICES	COMM:SPORTSFIELDS
332	142265	271087	2025/03/13	OFFICE FOR YOU (PTY) LTD	R210,00	R31,50	R241,50	CHIPBOARD 180 MICRON X 50	OFFICE OF THE MUNICIPAL MANAGER	MM:LEGAL SERVICES & CONTRACT MANAGEMENT
	142265	271087	2025/03/13	OFFICE FOR YOU (PTY) LTD	R273,60	R41,04	R314,64	BK77 SUPERB BALL POINT PEN - BLACK X 24	OFFICE OF THE MUNICIPAL MANAGER	MM:LEGAL SERVICES & CONTRACT MANAGEMENT
	142265	271087	2025/03/13	OFFICE FOR YOU (PTY) LTD	R273,60	R41,04	R314,64	BK77 SUPERB BALL POINT PEN - RED X 24	OFFICE OF THE MUNICIPAL MANAGER	MM:LEGAL SERVICES & CONTRACT MANAGEMENT
	142265	271087	2025/03/13	OFFICE FOR YOU (PTY) LTD	R408,00	R61,20	R469,20	G2 0.7MM GEL PEN REFILL - RED X 24	OFFICE OF THE MUNICIPAL MANAGER	MM:LEGAL SERVICES & CONTRACT MANAGEMENT
	142265	271087	2025/03/13	OFFICE FOR YOU (PTY) LTD	R367,20	R55,08	R422,28	B4 ENVELOPES SELF SEAL - BOX OF 250 - WHITE X 1	OFFICE OF THE MUNICIPAL MANAGER	MM:LEGAL SERVICES & CONTRACT MANAGEMENT
333	142071	271088	2025/03/13	NOLADA 8 (PTY) LTD	R3 285,00	R492,75	R3 777,75	LG 42 LITRE NEO CHEF SOLO MICROWAVE X 1	INFRASTRUCTURE SERVICES	INFRA:CHIEF ENGINEER:INFRASTRUCTURE SERVICES
334	142559	271089	2025/03/13	NOLADA 8 (PTY) LTD	R6 360,00	R954,00	R7 314,00	PLANET 1.8M HEAVY DUTY PLASTIC FOLDING TABLE (FINISH COLOUR - WHITE, ) X 12	COMMUNITY SERVICES	COMM:PARKS AND OPEN SPACES

#	Requisition #	Order #	Order Date	Creditor Name	Amount (Excl VAT)	VAT	Amount (Incl VAT)	Description of goods/service	Directorate	Department
335	142638	271090	2025/03/14	LEIBRANDT TRAINING ACADEMY CC	R8 250,00	R1 237,50	R9 487,50	DIGGER LOADER-RENEWAL OF LICENSING(REFRESHER) U/S 262727 X 11	CORPORATE SERVICES	CORP:HUMAN RESOURCES MANAGEMENT
	142638	271090	2025/03/14	LEIBRANDT TRAINING ACADEMY CC	R2 250,00	R337,50	R2 587,50	ROLLER-RENEWAL OF LICENSING (REFRESHER) U/S 262805 X 3	CORPORATE SERVICES	CORP:HUMAN RESOURCES MANAGEMENT
336	142976	271096	2025/03/14	GILBERT'S CATERING	R5 600,00	R0,00	R5 600,00	ASSORTED PLATTERS	PLANNING AND DEVELOPMENT	P&D:DIRECTOR:PLANNING & DEVELOPMENT
	142976	271096	2025/03/14	GILBERT'S CATERING	R1 460,00	R0,00	R1 460,00	85 ASSORTED 440ML SOFT DRINKS & DELIVERY X 85	PLANNING AND DEVELOPMENT	P&D:DIRECTOR:PLANNING & DEVELOPMENT
337	143040	271107	2025/03/14	HERMANUS OFFICE NATIONAL	R363,85	R54,57	R418,42	PEN RB UNI CLICK GEL XSGR7 BLK X 24	INFRASTRUCTURE SERVICES	INFRA:PRINCIPAL ENGINEER:PROJECT MANAGEMENT
	143040	271107	2025/03/14	HERMANUS OFFICE NATIONAL	R144,60	R21,69	R166,29	STAPLER HSTRIP ON METAL X 2	INFRASTRUCTURE SERVICES	INFRA:PRINCIPAL ENGINEER:PROJECT MANAGEMENT
	143040	271107	2025/03/14	HERMANUS OFFICE NATIONAL	R30,42	R4,56	R34,98	MARKER WBRD LUXOR 650 BULLET BLK X 3	INFRASTRUCTURE SERVICES	INFRA:PRINCIPAL ENGINEER:PROJECT MANAGEMENT
	143040	271107	2025/03/14	HERMANUS OFFICE NATIONAL	R208,41	R31,26	R239,67	BIND COVER GBC A4 PVC TRANS 150MIC100B X 1	INFRASTRUCTURE SERVICES	INFRA:PRINCIPAL ENGINEER:PROJECT MANAGEMENT
	143040	271107	2025/03/14	HERMANUS OFFICE NATIONAL	R292,31	R43,84	R336,15	COVER BIND FELLOWES LEATHERBRD 100PK WH X 1	INFRASTRUCTURE SERVICES	INFRA:PRINCIPAL ENGINEER:PROJECT MANAGEMENT
	143040	271107	2025/03/14	HERMANUS OFFICE NATIONAL	R292,26	R43,83	R336,09	COVER BIND FELLOWES LEATHERBRD 100PKBLK X 1	INFRASTRUCTURE SERVICES	INFRA:PRINCIPAL ENGINEER:PROJECT MANAGEMENT
338	142921	271108	2025/03/14	NOLADA 8 (PTY) LTD	R16 600,00	R2 490,00	R19 090,00	HEAVY DUTY PLATE COMPACTO 9HP X 1	INFRASTRUCTURE SERVICES	INFRA:CHIEF ENGINEER:INFRASTRUCTURE SERVICES
339	143068	271109	2025/03/14	HERMANUS HARDWARE	R217,40	R32,60	R250,00	HACKSAW BLADE 18 TP X 10	INFRASTRUCTURE SERVICES	INFRA:ELECTRICAL:HM&KM
	143068	271109	2025/03/14	HERMANUS HARDWARE	R16,53	R2,47	R19,00	CARPET KNIFE BLADE (5) X 1	INFRASTRUCTURE SERVICES	INFRA:ELECTRICAL:HM&KM
	143068	271109	2025/03/14	HERMANUS HARDWARE	R69,57	R10,43	R80,00	SL 4X0.8MM SCREWDRIVER X 1	INFRASTRUCTURE SERVICES	INFRA:ELECTRICAL:HM&KM
	143068	271109	2025/03/14	HERMANUS HARDWARE	R80,87	R12,13	R93,00	SL 5.5X1.0MM SCREWDRIVER X 1	INFRASTRUCTURE SERVICES	INFRA:ELECTRICAL:HM&KM
	143068	271109	2025/03/14	HERMANUS HARDWARE	R63,48	R9,52	R73,00	PH1 SCREWDRIVER X 1	INFRASTRUCTURE SERVICES	INFRA:ELECTRICAL:HM&KM
	143068	271109	2025/03/14	HERMANUS HARDWARE	R31,31	R4,69	R36,00	OMEGA PH 2X100MM SCREWDRIVER X 1	INFRASTRUCTURE SERVICES	INFRA:ELECTRICAL:HM&KM
340	143067	271110	2025/03/14	ACDC EXPRESS HERMANUS	R169,60	R25,44	R195,04	MOTOR RUN CAPICITOR 440VAC X 1	INFRASTRUCTURE SERVICES	INFRA:ELECTRICAL:HM&KM
341	143074	271111	2025/03/14	KAAP AGRI AGRIMARK LIQUORMARK PAKMARK AGRIOLOG	R626,08	R93,91	R719,99	STINGRAY S/COVER FRNT PLAIN BLACK X 1	INFRASTRUCTURE SERVICES	INFRA:ELECTRICAL:HM&KM
	143074	271111	2025/03/14	KAAP AGRI AGRIMARK LIQUORMARK PAKMARK AGRIOLOG	R587,82	R88,17	R675,99	STINGRAY 4PC DEEP TROUGH MATSET BLACK X 1	INFRASTRUCTURE SERVICES	INFRA:ELECTRICAL:HM&KM
342	142201	271112	2025/03/14	HERMANUS EXTINGUISHER SERVICES	R640,00	R96,00	R736,00	SERVICE FIRE EXTINGUISHERS STANFORD: 8X3KG DCP X 8	INFRASTRUCTURE SERVICES	INFRA:ROADS:GANSBAAI & STANFORD
	142201	271112	2025/03/14	HERMANUS EXTINGUISHER SERVICES	R2 000,00	R300,00	R2 300,00	SERVICE FIRE EXTINGUISHERS STANFORD: 25X9KG DCP X 25	INFRASTRUCTURE SERVICES	INFRA:ROADS:GANSBAAI & STANFORD
	142201	271112	2025/03/14	HERMANUS EXTINGUISHER SERVICES	R240,00	R36,00	R276,00	SERVICE FIRE EXTINGUISHERS GANSBAAI: 3X2,5KG DCP X 3	INFRASTRUCTURE SERVICES	INFRA:ROADS:GANSBAAI & STANFORD

#	Requisition #	Order #	Order Date	Creditor Name	Amount (Excl VAT)	VAT	Amount (Incl VAT)	Description of goods/service	Directorate	Department
	142201	271112	2025/03/14	HERMANUS EXTINGUISHER SERVICES	R160,00	R24,00	R184,00	SERVICE FIRE EXTINGUISHERS GANSBAAI: 2X1,5KG DCP X 2	INFRASTRUCTURE SERVICES	INFRA:ROADS:GANSBAAI & STANFORD
343	141501	271113	2025/03/14	DERELIZE PRINTING	R3 325,00	R0,00	R3 325,00	GOLF SHIRT (BRANDED) ACCORDING TO SPECS BELOW X 20	PLANNING AND DEVELOPMENT	P&D:DIRECTOR:PLANNING & DEVELOPMENT
	141501	271113	2025/03/14	DERELIZE PRINTING	R11 100,00	R0,00	R11 100,00	CRICKET HAT - NAVY X 80	PLANNING AND DEVELOPMENT	P&D:DIRECTOR:PLANNING & DEVELOPMENT
344	143070	271114	2025/03/17	METWIN PROJECTS (PTY) LTD	R2 000,00	R0,00	R2 000,00	INSTALL HANDRAIL AT ONRUS BEACH X 1	COMMUNITY SERVICES	COMM:BEACHES
345	142714	271115	2025/03/17	GENESIS K9 GROUP (PTY) LTD	R25 900,00	R3 885,00	R29 785,00	PSEUDO TR-A-PSEUDO TRAINING AID - EXPLOSIVES X 1	MUNICIPAL PUBLIC SAFETY	MPS:LAW ENFORCEMENT SERVICES
346	142848	271116	2025/03/17	OFFICETECH	R9 440,00	R1 416,00	R10 856,00	VISITORS ARM CHAIR - BLUE & BLACK X 4	MUNICIPAL PUBLIC SAFETY	MPS:LAW ENFORCEMENT SERVICES
	142848	271116	2025/03/17	OFFICETECH	R15 915,00	R2 387,25	R18 302,25	MESH BACK FABRIC CHAIR - CONTRACT BLACK X 5	MUNICIPAL PUBLIC SAFETY	MPS:LAW ENFORCEMENT SERVICES
347	142654	271117	2025/03/17	GILBERT'S CATERING	R5 520,00	R0,00	R5 520,00	CATERING SERVICE FOR THUSONG OUTREACH 18 MARCH 2025 FOR 40 PEOPLE	PLANNING AND DEVELOPMENT	P&D:SOCIO-ECONOMIC PROGRAMME
348	142676	271118	2025/03/17	NOLADA 8 (PTY) LTD	R2 225,00	R333,75	R2 558,75	95L BAR FRIDGE - WHITE X 1	COMMUNITY SERVICES	COMM:PARKS AND OPEN SPACES
	142676	271118	2025/03/17	NOLADA 8 (PTY) LTD	R870,00	R130,50	R1 000,50	20L MANUAL MICROWAVE MIRROR DOOR X 1	COMMUNITY SERVICES	COMM:PARKS AND OPEN SPACES
349	142970	271129	2025/03/18	NOLADA 8 (PTY) LTD	R616,00	R92,40	R708,40	CORNICE STELLA XPS SMALL 80MM X 80MM PS X 4	COMMUNITY SERVICES	COMM:SPORTSFIELDS
	142970	271129	2025/03/18	NOLADA 8 (PTY) LTD	R2 610,00	R391,50	R3 001,50	RHINO BOARD 900 X 36.6M X 6.4MM STD X 10	COMMUNITY SERVICES	COMM:SPORTSFIELDS
	142970	271129	2025/03/18	NOLADA 8 (PTY) LTD	R319,20	R47,88	R367,08	COVER STRIP PINE SAP 8MM X 44MM X 3.6M X 6	COMMUNITY SERVICES	COMM:SPORTSFIELDS
	142970	271129	2025/03/18	NOLADA 8 (PTY) LTD	R504,00	R75,60	R579,60	DRYWALL SCR CRSE T3 3.9 X30MM Q700 X 2	COMMUNITY SERVICES	COMM:SPORTSFIELDS
	142970	271129	2025/03/18	NOLADA 8 (PTY) LTD	R1 220,00	R183,00	R1 403,00	WINGBOLT 4 LEVER LOCK N/S JAGUAR BLISTER X 5	COMMUNITY SERVICES	COMM:SPORTSFIELDS
350	142984	271130	2025/03/18	OFFICE FOR YOU (PTY) LTD	R10 840,00	R1 626,00	R12 466,00	PREMIUM COMB BINDER C340 QUICKSTEP O X 1	INFRASTRUCTURE SERVICES	INFRA:CHIEF ENGINEER:INFRASTRUCTURE SERVICES
351	143134	271131	2025/03/18	KLEINMOND BOUHANDEL	R72,70	R10,90	R83,60	BLADE (UTILITY KNIFE) X 4	INFRASTRUCTURE SERVICES	INFRA:ELECTRICAL:HM&KM
	143134	271131	2025/03/18	KLEINMOND BOUHANDEL	R99,83	R14,97	R114,80	MASKING TAPE 3M SCITCH 24MM X 40M X 4	INFRASTRUCTURE SERVICES	INFRA:ELECTRICAL:HM&KM
	143134	271131	2025/03/18	KLEINMOND BOUHANDEL	R59,48	R8,92	R68,40	PAINT SCRAPER HAMILTONS 75MM X 2	INFRASTRUCTURE SERVICES	INFRA:ELECTRICAL:HM&KM
	143134	271131	2025/03/18	KLEINMOND BOUHANDEL	R86,09	R12,91	R99,00	PAINT SCRAPER HAMILTONS 50MM X 2	INFRASTRUCTURE SERVICES	INFRA:ELECTRICAL:HM&KM
	143134	271131	2025/03/18	KLEINMOND BOUHANDEL	R52,61	R7,89	R60,50	PAINT SCRAPER HAMILTONS 100MM X 1	INFRASTRUCTURE SERVICES	INFRA:ELECTRICAL:HM&KM
	143134	271131	2025/03/18	KLEINMOND BOUHANDEL	R57,74	R8,66	R66,40	SANDING PAPER FLOR 300MMX 1M 60G X 2	INFRASTRUCTURE SERVICES	INFRA:ELECTRICAL:HM&KM
	143134	271131	2025/03/18	KLEINMOND BOUHANDEL	R41,40	R6,20	R47,60	PAINT SCRAPER HAMILTONS 38 MM X 1	INFRASTRUCTURE SERVICES	INFRA:ELECTRICAL:HM&KM
352	143116	271132	2025/03/18	ERIC BOOKER PROMOTIONS (PTY) LTD	R626,09	R93,91	R720,00	STREET NAME PLATES 750 X 80MM (GEEL AGTERGROND, SWART LETTERS X 9	INFRASTRUCTURE SERVICES	INFRA:ROADS:HERMANUS
	143116	271132	2025/03/18	ERIC BOOKER PROMOTIONS (PTY) LTD	R626,09	R93,91	R720,00	STREET NAME PLATES 750 X 80MM GROEN AGTERGROND, SWART LETTERS X 9	INFRASTRUCTURE SERVICES	INFRA:ROADS:HERMANUS
	143116	271132	2025/03/18	ERIC BOOKER PROMOTIONS (PTY) LTD	R217,40	R32,60	R250,00	DELIVERY X 1	INFRASTRUCTURE SERVICES	INFRA:ROADS:HERMANUS

#	Requisition #	Order #	Order Date	Creditor Name	Amount (Excl VAT)	VAT	Amount (Incl VAT)	Description of goods/service	Directorate	Department
353	143096	271133	2025/03/18	BARGAIN BOOKS	R1 256,53	R188,47	R1 445,00	RAAISELKIND ANNELIE BOTES 9780624084983 X 5	COMMUNITY SERVICES	COMM:LIBRARY SERVICES
354	142925	271154	2025/03/20	THE AFRICAN GYPSY (PTY) LTD	R26 200,00	R0,00	R26 200,00	TRANSPORTATION OF 70 PEOPLE X 1	PLANNING AND DEVELOPMENT	P&D:ENVIRONMENTAL MANAGEMENT & CONSERVATION
355	143137	271155	2025/03/20	GANSBAAI BUILD IT (PTY) LTD	R139,13	R20,86	R159,99	1L WALL AND CEILING PASTEL BASE PAINT X 1	COMMUNITY SERVICES	COMM:LIBRARY SERVICES
	143137	271155	2025/03/20	GANSBAAI BUILD IT (PTY) LTD	R347,82	R52,11	R399,93	WOODCOC WHITE MATT 1L PAINT X 1	COMMUNITY SERVICES	COMM:LIBRARY SERVICES
	143137	271155	2025/03/20	GANSBAAI BUILD IT (PTY) LTD	R234,78	R35,21	R269,99	WOODCOC MARINE GLOSS 1L X 1	COMMUNITY SERVICES	COMM:LIBRARY SERVICES
	143137	271155	2025/03/20	GANSBAAI BUILD IT (PTY) LTD	R21,74	R3,25	R24,99	100 GRID SANDPAPER X 1	COMMUNITY SERVICES	COMM:LIBRARY SERVICES
356	143142	271156	2025/03/20	GILBERT'S CATERING	R580,00	R0,00	R580,00	SAVOURY PLATTER AND JUICE X 1	CORPORATE SERVICES	CORP:HUMAN RESOURCES MANAGEMENT
356	143142	271156	2025/03/20	GILBERT'S CATERING	R100,00	R0,00	R100,00	DELIVERY X 1	CORPORATE SERVICES	CORP:HUMAN RESOURCES MANAGEMENT
357	143155	271157	2025/03/20	XL GLENWOOD TRAVEL AGENCY (PTY) LTD	R5 563,63	R834,54	R6 398,17	ACCOMODATION: UNEP WORKSHOP 24 TO 27 MARCH X 4	PLANNING AND DEVELOPMENT	P&D:DIRECTOR:PLANNING & DEVELOPMENT
358	142776	271158	2025/03/20	CORE CATERING HERMANUS	R235,98	R35,40	R271,38	STAINLESS STEEL TEA SPOONS X 30	PLANNING AND DEVELOPMENT	P&D:SOCIO-ECONOMIC PROGRAMME
	142776	271158	2025/03/20	CORE CATERING HERMANUS	R387,45	R58,12	R445,57	STAINLESS STEEL TABLE SPOON X 30	PLANNING AND DEVELOPMENT	P&D:SOCIO-ECONOMIC PROGRAMME
	142776	271158	2025/03/20	CORE CATERING HERMANUS	R320,22	R48,03	R368,25	STAINLESS STEEL DINNER FORK X 30	PLANNING AND DEVELOPMENT	P&D:SOCIO-ECONOMIC PROGRAMME
	142776	271158	2025/03/20	CORE CATERING HERMANUS	R311,85	R46,78	R358,63	CONSOL WILLY TUMBLER 6 PACK X 5	PLANNING AND DEVELOPMENT	P&D:SOCIO-ECONOMIC PROGRAMME
	142776	271158	2025/03/20	CORE CATERING HERMANUS	R743,22	R111,48	R854,70	3 PIECE STURDY RECTANGLE WOODEN TRAY SET TRAY X 2	PLANNING AND DEVELOPMENT	P&D:SOCIO-ECONOMIC PROGRAMME
	142776	271158	2025/03/20	CORE CATERING HERMANUS	R218,61	R32,79	R251,40	5 PIECE KNIFE SET ON CHOPPING BOARD X 1	PLANNING AND DEVELOPMENT	P&D:SOCIO-ECONOMIC PROGRAMME
359	143209	271159	2025/03/20	KAAP AGRI AGRIMARK LIQUORMARK PAKMARK AGRIOLOG	R1 478,27	R221,73	R1 700,00	STEEL TRUNK 900 X 525 X 390MM X 1	MUNICIPAL PUBLIC SAFETY	MPS:LAW ENFORCEMENT SERVICES
	143209	271159	2025/03/20	KAAP AGRI AGRIMARK LIQUORMARK PAKMARK AGRIOLOG	R226,09	R33,91	R260,00	MASTERLOCK PADLOCK BRASS 30MM 2 PACK X 1	MUNICIPAL PUBLIC SAFETY	MPS:LAW ENFORCEMENT SERVICES
360	142982	271168	2025/03/24	HERMANUS OFFICE NATIONAL	R391,52	R58,73	R450,25	TRAY LETTERBANTEX VISION 3SET BLACK X 1	FINANCIAL SERVICES	FIN:EXPENDITURE, FLEET & ASSET MANAGEMENT
	142982	271168	2025/03/24	HERMANUS OFFICE NATIONAL	R24,90	R3,74	R28,64	HIGHLIGHTER CHISEL LUXOR PINK X 3	FINANCIAL SERVICES	FIN:EXPENDITURE, FLEET & ASSET MANAGEMENT
	142982	271168	2025/03/24	HERMANUS OFFICE NATIONAL	R24,90	R3,74	R28,64	HIGHLIGHTER CHISEL LUXOR BLUE X 3	FINANCIAL SERVICES	FIN:EXPENDITURE, FLEET & ASSET MANAGEMENT
	142982	271168	2025/03/24	HERMANUS OFFICE NATIONAL	R24,90	R3,74	R28,64	HIGHLIGHTER CHISEL LUXOR VIOLET X 3	FINANCIAL SERVICES	FIN:EXPENDITURE, FLEET & ASSET MANAGEMENT
	142982	271168	2025/03/24	HERMANUS OFFICE NATIONAL	R6,44	R0,97	R7,41	RULER NEXX SHATTERPROOF 30 CM ASS X 2	FINANCIAL SERVICES	FIN:EXPENDITURE, FLEET & ASSET MANAGEMENT
	142982	271168	2025/03/24	HERMANUS OFFICE NATIONAL	R105,95	R15,89	R121,84	PEN REFILL PILOT BLG27 GELRB0.7MM FINE BLUE X 5	FINANCIAL SERVICES	FIN:EXPENDITURE, FLEET & ASSET MANAGEMENT
	142982	271168	2025/03/24	HERMANUS OFFICE NATIONAL	R105,95	R15,89	R121,84	PEN REFILL PILOT BLSG27GELRB0.7MM FINE BLACK X 5	FINANCIAL SERVICES	FIN:EXPENDITURE, FLEET & ASSET MANAGEMENT
	142982	271168	2025/03/24	HERMANUS OFFICE NATIONAL	R26,70	R4,01	R30,71	FINGER CONES NO 00 X 10	FINANCIAL SERVICES	FIN:EXPENDITURE, FLEET & ASSET MANAGEMENT
	142982	271168	2025/03/24	HERMANUS OFFICE NATIONAL	R404,90	R60,74	R465,64	CORRECTION TAPE PENTEL 5MMX5M X 10	FINANCIAL SERVICES	FIN:EXPENDITURE, FLEET & ASSET MANAGEMENT

#	Requisition #	Order #	Order Date	Creditor Name	Amount (Excl VAT)	VAT	Amount (Incl VAT)	Description of goods/service	Directorate	Department
	142982	271168	2025/03/24	HERMANUS OFFICE NATIONAL	R344,00	R51,60	R395,60	TAPE SCOTCH 3M MAGIC 810 19MMX33M X 5	FINANCIAL SERVICES	FIN:EXPENDITURE, FLEET & ASSET MANAGEMENT
	142982	271168	2025/03/24	HERMANUS OFFICE NATIONAL	R206,16	R30,93	R237,09	GLUE STICK AMOS 40G X 10	FINANCIAL SERVICES	FIN:EXPENDITURE, FLEET & ASSET MANAGEMENT
361	142816	271169	2025/03/24	HERMANUS OFFICE NATIONAL	R194,96	R29,24	R224,20	REPLACE TEXT ON COMMISSIONER OF OATHS STAMP X 1	OFFICE OF THE MUNICIPAL MANAGER	MM:LEGAL SERVICES & CONTRACT MANAGEMENT
362	142932	271170	2025/03/24	OVERBERG AGRI BEDRYWE (PTY) LTD	R23 478,30	R3 521,75	R27 000,05	DOOR F&L OB HARDWOOD X 10	COMMUNITY SERVICES	COMM:FACILITIES & HALLS
	142932	271170	2025/03/24	OVERBERG AGRI BEDRYWE (PTY) LTD	R1 721,73	R258,26	R1 979,99	3 LEVER LOCKSET X 10	COMMUNITY SERVICES	COMM:FACILITIES & HALLS
363	143166	271173	2025/03/24	ANTON'S CONCRETE AND STEEL (PTY) LTD	R1 140,00	R0,00	R1 140,00	VIB POLES L2.3M X 4	COMMUNITY SERVICES	COMM:SPORTSFIELDS
364	142839	271174	2025/03/24	NOLADA 8 (PTY) LTD	R18 300,00	R2 745,00	R21 045,00	12G CO2 GAS CANISTERS BALLISTIC BRAND X 3000	PLANNING AND DEVELOPMENT	P&D:ENVIRONMENTAL MANAGEMENT & CONSERVATION
365	142934	271175	2025/03/24	NOLADA 8 (PTY) LTD	R21 600,00	R3 240,00	R24 840,00	PICNIC TABLES:C3, 4-6 SEATER 1.4M CLASSIC PICNIC TABLE IN BROWN OVERSTRAND SPEC.DELIVERY KLEINMOND X 4	COMMUNITY SERVICES	COMM:SLIPWAYS
366	143024	271176	2025/03/24	H2O INTERNATIONAL SEA POINT (HERMANUS)	R347,83	R52,17	R400,00	18.9 LT WATER BOTTLE REFILABLE X 4	PLANNING AND DEVELOPMENT	P&D:BUILDING CONTROL
367	143011	271178	2025/03/24	HERMANUS MOWER CENTRE	R1 330,44	R199,56	R1 530,00	SAW BLADE (4114) X 1	COMMUNITY SERVICES	COMM:PARKS AND OPEN SPACES
368	143060	271180	2025/03/24	VEES CLEANING SOLUTIONS (PTY) LTD	R1 900,00	R0,00	R1 900,00	MAINTANINCE OF SIDEWALK IN FRANSKRAAL & GANSBAAI X 1	COMMUNITY SERVICES	COMM:PARKS AND OPEN SPACES
369	143032	271182	2025/03/24	OFFICE FOR YOU (PTY) LTD	R113,60	R17,04	R130,64	A5 REGEN DIARY 2025 X 2	OFFICE OF THE MUNICIPAL MANAGER	MM:STRATEGIC SUPPORT SERVICES
	143032	271182	2025/03/24	OFFICE FOR YOU (PTY) LTD	R191,60	R28,74	R220,34	A4 REGEN DIARY 2025 X 2	OFFICE OF THE MUNICIPAL MANAGER	MM:STRATEGIC SUPPORT SERVICES
	143032	271182	2025/03/24	OFFICE FOR YOU (PTY) LTD	R28,00	R4,20	R32,20	COLLOSSO PERM MARKER X 5	OFFICE OF THE MUNICIPAL MANAGER	MM:STRATEGIC SUPPORT SERVICES
	143032	271182	2025/03/24	OFFICE FOR YOU (PTY) LTD	R55,00	R8,25	R63,25	A4 PP DIVIDERS 10 TAB X 5	OFFICE OF THE MUNICIPAL MANAGER	MM:STRATEGIC SUPPORT SERVICES
	143032	271182	2025/03/24	OFFICE FOR YOU (PTY) LTD	R64,00	R9,60	R73,60	A4 DIVIDERS 1-12 COLOR X 5	OFFICE OF THE MUNICIPAL MANAGER	MM:STRATEGIC SUPPORT SERVICES
	143032	271182	2025/03/24	OFFICE FOR YOU (PTY) LTD	R60,00	R9,00	R69,00	BOX 33 MM LARGE SILVER CLIPS X 10	OFFICE OF THE MUNICIPAL MANAGER	MM:STRATEGIC SUPPORT SERVICES
	143032	271182	2025/03/24	OFFICE FOR YOU (PTY) LTD	R173,00	R25,95	R198,95	ZT35W CORRECTION TAPE ROLLER X 5	OFFICE OF THE MUNICIPAL MANAGER	MM:STRATEGIC SUPPORT SERVICES
	143032	271182	2025/03/24	OFFICE FOR YOU (PTY) LTD	R138,00	R20,70	R158,70	GENMES H/DUTY DESK TAPE DISPENSER X 2	OFFICE OF THE MUNICIPAL MANAGER	MM:STRATEGIC SUPPORT SERVICES
	143032	271182	2025/03/24	OFFICE FOR YOU (PTY) LTD	R195,00	R29,25	R224,25	SELLOTAPE CLEAR 18X50 X 3	OFFICE OF THE MUNICIPAL MANAGER	MM:STRATEGIC SUPPORT SERVICES
	143032	271182	2025/03/24	OFFICE FOR YOU (PTY) LTD	R160,00	R24,00	R184,00	PENTELBK101 BLK SUPERB MED X 10	OFFICE OF THE MUNICIPAL MANAGER	MM:STRATEGIC SUPPORT SERVICES
	143032	271182	2025/03/24	OFFICE FOR YOU (PTY) LTD	R250,00	R37,50	R287,50	LEO C4 WHITE SELF SEAL X 1	OFFICE OF THE MUNICIPAL MANAGER	MM:STRATEGIC SUPPORT SERVICES
143032	271182	2025/03/24	OFFICE FOR YOU (PTY) LTD	R50,00	R7,50	R57,50	MEEGO CARRY FOLDER X 10	OFFICE OF THE MUNICIPAL MANAGER	MM:STRATEGIC SUPPORT SERVICES	
370	142775	271186	2025/03/24	AIM AND FIRE (PTY) LTD	R6 803,78	R1 020,56	R7 824,34	SUPPLY ANTI TACTICAL STOCK FOR SHOTGUN X 2	MUNICIPAL PUBLIC SAFETY	MPS:LAW ENFORCEMENT SERVICES
	142775	271186	2025/03/24	AIM AND FIRE (PTY) LTD	R1 512,30	R226,84	R1 739,14	FIT & INSTALL ANTI TACTICAL STOCK FOR SHOTGUN X 2	MUNICIPAL PUBLIC SAFETY	MPS:LAW ENFORCEMENT SERVICES

#	Requisition #	Order #	Order Date	Creditor Name	Amount (Excl VAT)	VAT	Amount (Incl VAT)	Description of goods/service	Directorate	Department
	142775	271186	2025/03/24	AIM AND FIRE (PTY) LTD	R1 043,48	R156,52	R1 200,00	FIT & INSTALL ATIS 12 GA TRIGGER LEVER X 1	MUNICIPAL PUBLIC SAFETY	MPS:LAW ENFORCEMENT SERVICES
371	142814	271189	2025/03/24	HARIKISUN GENERAL DEALERS (PTY) LTD	R312,00	R0,00	R312,00	MULTI SURFACE CLEANER AND FURNITURE POLISH X 6	OFFICE OF THE MUNICIPAL MANAGER	MM:INTERNAL AUDIT
	142814	271189	2025/03/24	HARIKISUN GENERAL DEALERS (PTY) LTD	R225,00	R0,00	R225,00	AIR FRESHENER X 3	OFFICE OF THE MUNICIPAL MANAGER	MM:INTERNAL AUDIT
	142814	271189	2025/03/24	HARIKISUN GENERAL DEALERS (PTY) LTD	R225,00	R0,00	R225,00	AIR FRESHENER X 3	OFFICE OF THE MUNICIPAL MANAGER	MM:INTERNAL AUDIT
	142814	271189	2025/03/24	HARIKISUN GENERAL DEALERS (PTY) LTD	R195,66	R29,34	R225,00	AIR FRESHENER X 3	OFFICE OF THE MUNICIPAL MANAGER	MM:INTERNAL AUDIT
	142814	271189	2025/03/24	HARIKISUN GENERAL DEALERS (PTY) LTD	R313,05	R46,95	R360,00	CARPET DEODORISER X 6	OFFICE OF THE MUNICIPAL MANAGER	MM:INTERNAL AUDIT
	142814	271189	2025/03/24	HARIKISUN GENERAL DEALERS (PTY) LTD	R313,05	R46,95	R360,00	GLASS & SHINY SURFACE CLEANER X 6	OFFICE OF THE MUNICIPAL MANAGER	MM:INTERNAL AUDIT
	142814	271189	2025/03/24	HARIKISUN GENERAL DEALERS (PTY) LTD	R499,14	R74,86	R574,00	METHYLATED SPIRITS X 2	OFFICE OF THE MUNICIPAL MANAGER	MM:INTERNAL AUDIT
	142814	271189	2025/03/24	HARIKISUN GENERAL DEALERS (PTY) LTD	R60,87	R9,13	R70,00	MICROFIBER CLOTHS X 1	OFFICE OF THE MUNICIPAL MANAGER	MM:INTERNAL AUDIT
	142814	271189	2025/03/24	HARIKISUN GENERAL DEALERS (PTY) LTD	R260,87	R39,13	R300,00	WINDOW SQUEEGEE X 1	OFFICE OF THE MUNICIPAL MANAGER	MM:INTERNAL AUDIT
	142814	271189	2025/03/24	HARIKISUN GENERAL DEALERS (PTY) LTD	R573,92	R86,08	R660,00	ALL-PURPOSE CLEANER X 6	OFFICE OF THE MUNICIPAL MANAGER	MM:INTERNAL AUDIT
	142814	271189	2025/03/24	HARIKISUN GENERAL DEALERS (PTY) LTD	R52,18	R7,82	R60,00	STANDARD MOP X 1	OFFICE OF THE MUNICIPAL MANAGER	MM:INTERNAL AUDIT
	142814	271189	2025/03/24	HARIKISUN GENERAL DEALERS (PTY) LTD	R688,70	R103,30	R792,00	FLOOR CLEANER CONCENTRATED DISINFECTANT X 6	OFFICE OF THE MUNICIPAL MANAGER	MM:INTERNAL AUDIT
	142814	271189	2025/03/24	HARIKISUN GENERAL DEALERS (PTY) LTD	R140,00	R21,00	R161,00	FEATHER DUSTER X 1	OFFICE OF THE MUNICIPAL MANAGER	MM:INTERNAL AUDIT
142814	271189	2025/03/24	HARIKISUN GENERAL DEALERS (PTY) LTD	R151,31	R22,69	R174,00	SUNLIGHT BRICK SOAP X 6	OFFICE OF THE MUNICIPAL MANAGER	MM:INTERNAL AUDIT	
372	142641	271190	2025/03/24	OFFICE FOR YOU (PTY) LTD	R54,00	R8,10	R62,10	100G PRESTIK X 3	PLANNING AND DEVELOPMENT	P&D:TOWN PLANNING & SPATIAL PLANNING
	142641	271190	2025/03/24	OFFICE FOR YOU (PTY) LTD	R62,00	R9,30	R71,30	WHITE STICKER/LABELS FOR BACK OF LEVE X 2	PLANNING AND DEVELOPMENT	P&D:TOWN PLANNING & SPATIAL PLANNING
	142641	271190	2025/03/24	OFFICE FOR YOU (PTY) LTD	R66,80	R10,02	R76,82	CALCULATOR X 1	PLANNING AND DEVELOPMENT	P&D:TOWN PLANNING & SPATIAL PLANNING
	142641	271190	2025/03/24	OFFICE FOR YOU (PTY) LTD	R26,00	R3,90	R29,90	SCISSORS X 2	PLANNING AND DEVELOPMENT	P&D:TOWN PLANNING & SPATIAL PLANNING
	142641	271190	2025/03/24	OFFICE FOR YOU (PTY) LTD	R432,00	R64,80	R496,80	BPS BALLPOINT PEN BLACK X 36	PLANNING AND DEVELOPMENT	P&D:TOWN PLANNING & SPATIAL PLANNING
	142641	271190	2025/03/24	OFFICE FOR YOU (PTY) LTD	R142,00	R21,30	R163,30	A4 EXAM PADS X 10	PLANNING AND DEVELOPMENT	P&D:TOWN PLANNING & SPATIAL PLANNING
	142641	271190	2025/03/24	OFFICE FOR YOU (PTY) LTD	R60,00	R9,00	R69,00	YELLOW POST ITS 73MMX73MM X 10	PLANNING AND DEVELOPMENT	P&D:TOWN PLANNING & SPATIAL PLANNING
	142641	271190	2025/03/24	OFFICE FOR YOU (PTY) LTD	R630,00	R94,50	R724,50	PLASTIC FILE FASTNERS (10 PACK) X 5	PLANNING AND DEVELOPMENT	P&D:TOWN PLANNING & SPATIAL PLANNING
	142641	271190	2025/03/24	OFFICE FOR YOU (PTY) LTD	R30,00	R4,50	R34,50	BOXES RUBBER BANDS X 2	PLANNING AND DEVELOPMENT	P&D:TOWN PLANNING & SPATIAL PLANNING
	142641	271190	2025/03/24	OFFICE FOR YOU (PTY) LTD	R65,00	R9,75	R74,75	26/6 STAPLES REXEL X 5	PLANNING AND DEVELOPMENT	P&D:TOWN PLANNING & SPATIAL PLANNING
142641	271190	2025/03/24	OFFICE FOR YOU (PTY) LTD	R4,40	R0,66	R5,06	SHATTERPROOF RULERS X 2	PLANNING AND DEVELOPMENT	P&D:TOWN PLANNING & SPATIAL PLANNING	

#	Requisition #	Order #	Order Date	Creditor Name	Amount (Excl VAT)	VAT	Amount (Incl VAT)	Description of goods/service	Directorate	Department
	142641	271190	2025/03/24	OFFICE FOR YOU (PTY) LTD	R25,00	R3,75	R28,75	CLEAR TAPE 18MM X 50M X 5	PLANNING AND DEVELOPMENT	P&D:TOWN PLANNING & SPATIAL PLANNING
	142641	271190	2025/03/24	OFFICE FOR YOU (PTY) LTD	R66,00	R9,90	R75,90	HB PENCILS X 30	PLANNING AND DEVELOPMENT	P&D:TOWN PLANNING & SPATIAL PLANNING
	142641	271190	2025/03/24	OFFICE FOR YOU (PTY) LTD	R36,00	R5,40	R41,40	100 PACK A4 FILING POCKETS X 1	PLANNING AND DEVELOPMENT	P&D:TOWN PLANNING & SPATIAL PLANNING
373	142011	271191	2025/03/24	FORTUIN AE	R21 560,00	R0,00	R21 560,00	SUPPLY AND INSTALL EMERGENCY EXIT DOOR PUSH BAR AND SYSTEM X 1	COMMUNITY SERVICES	COMM:LIBRARY SERVICES
374	142960	271192	2025/03/24	OVERBERG AGRI BEDRYWE (PTY) LTD	R12 744,00	R1 911,60	R14 655,60	HIGH DENSITY NUTEC BOARD 12MMX1.2MX3.0M X 12	COMMUNITY SERVICES	COMM:FACILITIES & HALLS
375	143091	271193	2025/03/25	HERMANUS MOWER CENTRE	R65,22	R9,78	R75,00	SPARK PLUG BOSCH WSR 6 F X 1	COMMUNITY SERVICES	COMM:PARKS AND OPEN SPACES
	143091	271193	2025/03/25	HERMANUS MOWER CENTRE	R34,79	R5,21	R40,00	AIRFILTER FS 85 (NEW) X 1	COMMUNITY SERVICES	COMM:PARKS AND OPEN SPACES
	143091	271193	2025/03/25	HERMANUS MOWER CENTRE	R17,40	R2,60	R20,00	AIRFILTER PRE-FILTER FS 85 (NEW) X 1	COMMUNITY SERVICES	COMM:PARKS AND OPEN SPACES
	143091	271193	2025/03/25	HERMANUS MOWER CENTRE	R82,61	R12,39	R95,00	MUFFER GASKET FS85 X 1	COMMUNITY SERVICES	COMM:PARKS AND OPEN SPACES
	143091	271193	2025/03/25	HERMANUS MOWER CENTRE	R39,14	R5,86	R45,00	MUFFER CLEAN X 1	COMMUNITY SERVICES	COMM:PARKS AND OPEN SPACES
	143091	271193	2025/03/25	HERMANUS MOWER CENTRE	R73,92	R11,08	R85,00	SUNDRIES (MISC. ITEMS & CLEANING MATERIAL) X 1	COMMUNITY SERVICES	COMM:PARKS AND OPEN SPACES
	143091	271193	2025/03/25	HERMANUS MOWER CENTRE	R389,57	R58,43	R448,00	LABOUR (R560 P/HOUR) X 0.80	COMMUNITY SERVICES	COMM:PARKS AND OPEN SPACES
376	143102	271194	2025/03/25	AIM AND FIRE (PTY) LTD	R570,45	R85,56	R656,01	PEPPER SPRAY X 4	COMMUNITY SERVICES	COMM:RESORTS:KLEINMOND & PALMIET
	143102	271194	2025/03/25	AIM AND FIRE (PTY) LTD	R391,29	R58,69	R449,98	BATTENS THE POLICE LOK ALIKE X 3	COMMUNITY SERVICES	COMM:RESORTS:KLEINMOND & PALMIET
377	143029	271203	2025/03/25	MEMOTEK TRADING CC	R21 725,00	R3 258,75	R24 983,75	ROAD MARKING COLD SPRAY PETROL ENGINE X 1	INFRASTRUCTURE SERVICES	INFRA:CHIEF ENGINEER:INFRASTRUCTURE SERVICES
378	143055	271205	2025/03/25	HARIKISUN GENERAL DEALERS (PTY) LTD	R5 592,00	R0,00	R5 592,00	20L KNAPSACK X 8	COMMUNITY SERVICES	COMM:PARKS AND OPEN SPACES
	143055	271205	2025/03/25	HARIKISUN GENERAL DEALERS (PTY) LTD	R5 088,00	R0,00	R5 088,00	16L KNAPSACK X 8	COMMUNITY SERVICES	COMM:PARKS AND OPEN SPACES
	143055	271205	2025/03/25	HARIKISUN GENERAL DEALERS (PTY) LTD	R4 320,00	R0,00	R4 320,00	25KG BUILDERS LIME & DELIVERY X 30	COMMUNITY SERVICES	COMM:PARKS AND OPEN SPACES
379	143248	271208	2025/03/25	HERMANUS HARDWARE	R226,09	R33,91	R260,00	JAGUAR BRASS PADLOCK 32MM 4 PAK KEY ALIKE X 1	INFRASTRUCTURE SERVICES	INFRA:ELECTRICAL:HM&KM
380	143052	271209	2025/03/25	NOLADA 8 (PTY) LTD	R3 025,00	R453,75	R3 478,75	HANDHELD PETROL LEAF BLOWER X 1	COMMUNITY SERVICES	COMM:DIRECTOR:COMMUNITY SERVICES
381	142951	271210	2025/03/25	NOLADA 8 (PTY) LTD	R4 000,00	R600,00	R4 600,00	DEFY TOP FREEZER/FRIDGE METALIC X 1	COMMUNITY SERVICES	COMM:DIRECTOR:COMMUNITY SERVICES
	142951	271210	2025/03/25	NOLADA 8 (PTY) LTD	R850,00	R127,50	R977,50	DEFY MICROWAVE OVEN 20 LT WHITE X 1	COMMUNITY SERVICES	COMM:DIRECTOR:COMMUNITY SERVICES
	142951	271210	2025/03/25	NOLADA 8 (PTY) LTD	R400,00	R60,00	R460,00	KETTLE 1.7 LT X 1	COMMUNITY SERVICES	COMM:DIRECTOR:COMMUNITY SERVICES
382	142005	271211	2025/03/25	OVERBERG AGRI BEDRYWE (PTY) LTD	R779,14	R116,86	R896,00	TCM CORNICE EPS COVE 55X55X85 8M PACK X 8	COMMUNITY SERVICES	COMM:FACILITIES & HALLS
383	143215	271212	2025/03/25	KAAP AGRI AGRIMARK LIQUORMARK PAKMARK AGRIOLOG	R52,61	R7,89	R60,50	MALE CUOPLING 20MM X 1	COMMUNITY SERVICES	COMM:SPORTSFIELDS
	143215	271212	2025/03/25	KAAP AGRI AGRIMARK LIQUORMARK PAKMARK AGRIOLOG	R19,92	R2,98	R22,90	NYLON ADAPTOR FEMALE LONG 20MM X 1	COMMUNITY SERVICES	COMM:SPORTSFIELDS

#	Requisition #	Order #	Order Date	Creditor Name	Amount (Excl VAT)	VAT	Amount (Incl VAT)	Description of goods/service	Directorate	Department
383	143215	271212	2025/03/25	KAAP AGRI AGRIMARK LIQUORMARK PAKMARK AGRIOLOG	R68,71	R10,30	R79,01	HOSE CLAMPS 14 X 32MM X 10	COMMUNITY SERVICES	COMM:SPORTSFIELDS
	143215	271212	2025/03/25	KAAP AGRI AGRIMARK LIQUORMARK PAKMARK AGRIOLOG	R55,58	R8,33	R63,91	FEMALE COUPLING 20MM X 1	COMMUNITY SERVICES	COMM:SPORTSFIELDS
384	143245	271213	2025/03/25	KAAP AGRI AGRIMARK LIQUORMARK PAKMARK AGRIOLOG	R271,28	R40,69	R311,97	RATCHET TIE DOWN 50MM 5000KG X 2	INFRASTRUCTURE SERVICES	INFRA:ELECTRICAL:HM&KM
	143245	271213	2025/03/25	KAAP AGRI AGRIMARK LIQUORMARK PAKMARK AGRIOLOG	R173,91	R26,08	R199,99	STRAP TIE DOWN 45M X 9M X 2	INFRASTRUCTURE SERVICES	INFRA:ELECTRICAL:HM&KM
385	141945	271214	2025/03/26	NOLADA 8 (PTY) LTD	R5 150,00	R772,50	R5 922,50	XPANDA ALUGLIDE SECURITY GATE CHARCOAL 1800 X 2150MM X 1	COMMUNITY SERVICES	COMM:FACILITIES & HALLS
386	143266	271215	2025/03/26	HARIKISUN GENERAL DEALERS (PTY) LTD	R520,00	R0,00	R520,00	I LOVE HERMANUS STICKERS (WITH THE RED HEART) X 52	PLANNING AND DEVELOPMENT	P&D:ENVIRONMENTAL MANAGEMENT & CONSERVATION
	143266	271215	2025/03/26	HARIKISUN GENERAL DEALERS (PTY) LTD	R100,00	R0,00	R100,00	DELIVERY X 1	PLANNING AND DEVELOPMENT	P&D:ENVIRONMENTAL MANAGEMENT & CONSERVATION
387	143196	271216	2025/03/26	MNRJ TRANSPORT (PTY) LTD	R6 200,00	R0,00	R6 200,00	TRANSPORT SERVICES FROM VARIOUS POINTS IN OVERSTRAND RETURN - 22 SEATER ON 28 MARCH 2025. X 1	PLANNING AND DEVELOPMENT	P&D:ENVIRONMENTAL MANAGEMENT & CONSERVATION
388	143239	271217	2025/03/26	HERMANUS OFFICE NATIONAL	R504,35	R75,65	R580,00	STAMP COLOP PRINTER 60 - 37 X 76MM X 1	PLANNING AND DEVELOPMENT	P&D:BUILDING CONTROL
	143239	271217	2025/03/26	HERMANUS OFFICE NATIONAL	R63,92	R9,58	R73,50	FOLDER SECRETARIAL MECO 180MIC (GREEN) 10 PAK X 2	PLANNING AND DEVELOPMENT	P&D:BUILDING CONTROL
	143239	271217	2025/03/26	HERMANUS OFFICE NATIONAL	R182,00	R27,30	R209,30	SHELVING SAPE 305MM SHELVES ONLY H/GREY X 1	PLANNING AND DEVELOPMENT	P&D:BUILDING CONTROL
389	142988	271218	2025/03/26	GANSBAAI BUILD IT (PTY) LTD	R2 173,83	R326,07	R2 499,90	PLANER 500W X 1	COMMUNITY SERVICES	COMM:FACILITIES & HALLS
390	143049	271219	2025/03/26	CARBON SENSE CC	R2 347,83	R352,17	R2 700,00	RND OPAL ES WHT ECONO X 20	COMMUNITY SERVICES	COMM:FACILITIES & HALLS
	143049	271219	2025/03/26	CARBON SENSE CC	R1 095,66	R164,34	R1 260,00	9W STIX DIM ES 6500K X 20	COMMUNITY SERVICES	COMM:FACILITIES & HALLS
	143049	271219	2025/03/26	CARBON SENSE CC	R163,48	R24,52	R188,00	6 GALLERY WHT PORC YORK" X 4	COMMUNITY SERVICES	COMM:FACILITIES & HALLS
	143049	271219	2025/03/26	CARBON SENSE CC	R154,79	R23,21	R178,00	6 OPAL GLASS SCREW" X 2	COMMUNITY SERVICES	COMM:FACILITIES & HALLS
	143049	271219	2025/03/26	CARBON SENSE CC	R608,70	R91,30	R700,00	300MM RND CEIL EXTRACTOR FAN [240MM CUT OUT] X 1	COMMUNITY SERVICES	COMM:FACILITIES & HALLS
	143049	271219	2025/03/26	CARBON SENSE CC	R2 027,83	R304,17	R2 332,00	EXH FAN CEIL BALL BEARING 250MM E250 [300MM CUT OUT] X 3	COMMUNITY SERVICES	COMM:FACILITIES & HALLS
391	143230	271220	2025/03/26	PROREDO BELEGGINGS (PTY) LTD	R667,80	R100,17	R767,97	LAMINATING POUCH A3 150MIC 100 X 3	COMMUNITY SERVICES	COMM:LIBRARY SERVICES
	143230	271220	2025/03/26	PROREDO BELEGGINGS (PTY) LTD	R916,48	R137,47	R1 053,95	LAMINATING POUCHES A4 150 MIC 100 X 8	COMMUNITY SERVICES	COMM:LIBRARY SERVICES
392	143242	271221	2025/03/26	KLEINMOND BOUHANDEL	R550,44	R82,56	R633,00	DURAM STONE CHIP BLACK 1LT X 6	INFRASTRUCTURE SERVICES	INFRA:ELECTRICAL:HM&KM
	143242	271221	2025/03/26	KLEINMOND BOUHANDEL	R173,74	R26,06	R199,80	ALCOLIN CONTRACTORS ACRYLIC 260ML X 6	INFRASTRUCTURE SERVICES	INFRA:ELECTRICAL:HM&KM
	143242	271221	2025/03/26	KLEINMOND BOUHANDEL	R70,18	R10,52	R80,70	BRUSH WIRE PLASTIC HANDLE CLASSIC X 1	INFRASTRUCTURE SERVICES	INFRA:ELECTRICAL:HM&KM
393	142981	271222	2025/03/26	OFFICE FOR YOU (PTY) LTD	R8,00	R1,20	R9,20	PERM MARKER BLACK X 2	CORPORATE SERVICES	CORP:ADMINISTRATIVE SUPPORT SERVICES
	142981	271222	2025/03/26	OFFICE FOR YOU (PTY) LTD	R62,00	R9,30	R71,30	CORRECTION TAPE 5MM X 5M X 2	CORPORATE SERVICES	CORP:ADMINISTRATIVE SUPPORT SERVICES

#	Requisition #	Order #	Order Date	Creditor Name	Amount (Excl VAT)	VAT	Amount (Incl VAT)	Description of goods/service	Directorate	Department
393	142981	271222	2025/03/26	OFFICE FOR YOU (PTY) LTD	R252,00	R37,80	R289,80	1 BOX OF 12 SUPER GRIP BALL POINT PEN MEDIUM X 1	CORPORATE SERVICES	CORP:ADMINISTRATIVE SUPPORT SERVICES
	142981	271222	2025/03/26	OFFICE FOR YOU (PTY) LTD	R51,50	R7,73	R59,23	A5 SHORT HAND NOTE BOOKS. X 5	CORPORATE SERVICES	CORP:ADMINISTRATIVE SUPPORT SERVICES
	142981	271222	2025/03/26	OFFICE FOR YOU (PTY) LTD	R2 616,00	R392,40	R3 008,40	TAPE CASSETTE LAMINATED 9MM BLACK ON CLEAR. X 10	CORPORATE SERVICES	CORP:ADMINISTRATIVE SUPPORT SERVICES
	142981	271222	2025/03/26	OFFICE FOR YOU (PTY) LTD	R190,00	R28,50	R218,50	12 POST IT STICKY NOTES SMALL BLOCKS X 2	CORPORATE SERVICES	CORP:ADMINISTRATIVE SUPPORT SERVICES
	142981	271222	2025/03/26	OFFICE FOR YOU (PTY) LTD	R288,00	R43,20	R331,20	FINE POINT CORRECTION TIP18ML. X 8	CORPORATE SERVICES	CORP:ADMINISTRATIVE SUPPORT SERVICES
	142981	271222	2025/03/26	OFFICE FOR YOU (PTY) LTD	R351,00	R52,65	R403,65	GLUE STICK 43G. X 9	CORPORATE SERVICES	CORP:ADMINISTRATIVE SUPPORT SERVICES
	142981	271222	2025/03/26	OFFICE FOR YOU (PTY) LTD	R136,80	R20,52	R157,32	BOX FINE BLUE PENS BP - S - F. X 1	CORPORATE SERVICES	CORP:ADMINISTRATIVE SUPPORT SERVICES
	142981	271222	2025/03/26	OFFICE FOR YOU (PTY) LTD	R59,00	R8,85	R67,85	1 PACK OF12 HIGHLIGHTRES ASSORTED COLOURS. X 1	CORPORATE SERVICES	CORP:ADMINISTRATIVE SUPPORT SERVICES
	142981	271222	2025/03/26	OFFICE FOR YOU (PTY) LTD	R8,00	R1,20	R9,20	PENCIL SHARPNERS. X 2	CORPORATE SERVICES	CORP:ADMINISTRATIVE SUPPORT SERVICES
	142981	271222	2025/03/26	OFFICE FOR YOU (PTY) LTD	R14,00	R2,10	R16,10	30ML BLACK STAMP INK. X 2	CORPORATE SERVICES	CORP:ADMINISTRATIVE SUPPORT SERVICES
	142981	271222	2025/03/26	OFFICE FOR YOU (PTY) LTD	R68,80	R10,32	R79,12	50 POCKET FLIP FILES. X 2	CORPORATE SERVICES	CORP:ADMINISTRATIVE SUPPORT SERVICES
	142981	271222	2025/03/26	OFFICE FOR YOU (PTY) LTD	R45,60	R6,84	R52,44	30 POCKET FLIP FILES. X 2	CORPORATE SERVICES	CORP:ADMINISTRATIVE SUPPORT SERVICES
	142981	271222	2025/03/26	OFFICE FOR YOU (PTY) LTD	R70,40	R10,56	R80,96	AAA BATTERIES. X 4	CORPORATE SERVICES	CORP:ADMINISTRATIVE SUPPORT SERVICES
	142981	271222	2025/03/26	OFFICE FOR YOU (PTY) LTD	R56,00	R8,40	R64,40	1 BOX OF 20 X 50 MM FOLD CLIPS. X 1	CORPORATE SERVICES	CORP:ADMINISTRATIVE SUPPORT SERVICES
	142981	271222	2025/03/26	OFFICE FOR YOU (PTY) LTD	R24,00	R3,60	R27,60	1 BOX OF 10 X 41MM FOLD BACK CLIPS. X 1	CORPORATE SERVICES	CORP:ADMINISTRATIVE SUPPORT SERVICES
	142981	271222	2025/03/26	OFFICE FOR YOU (PTY) LTD	R7,40	R1,11	R8,51	10 X FILING POCKETS. X 1	CORPORATE SERVICES	CORP:ADMINISTRATIVE SUPPORT SERVICES
	142981	271222	2025/03/26	OFFICE FOR YOU (PTY) LTD	R7,20	R1,08	R8,28	1 BOX HEAVY DUTY STAPLES 23/6. X 1	CORPORATE SERVICES	CORP:ADMINISTRATIVE SUPPORT SERVICES
	142981	271222	2025/03/26	OFFICE FOR YOU (PTY) LTD	R10,20	R1,53	R11,73	1 BOX HEAVY DUTY STAPLES 23/10. X 1	CORPORATE SERVICES	CORP:ADMINISTRATIVE SUPPORT SERVICES
	142981	271222	2025/03/26	OFFICE FOR YOU (PTY) LTD	R43,20	R6,48	R49,68	HEAVY DUTY STAPLE REMOVER. X 1	CORPORATE SERVICES	CORP:ADMINISTRATIVE SUPPORT SERVICES
	142981	271222	2025/03/26	OFFICE FOR YOU (PTY) LTD	R250,00	R37,50	R287,50	S-830D STAMP REPLACEMENT INK PAD. X 2	CORPORATE SERVICES	CORP:ADMINISTRATIVE SUPPORT SERVICES
394	142906	271223	2025/03/26	PLUMBLINK SA (PTY) LTD	R978,00	R146,70	R1 124,70	SLEEVE BLACK 15MM X 300	INFRASTRUCTURE SERVICES	INFRA:WATER:GANSBAAI & STANFORD
	142906	271223	2025/03/26	PLUMBLINK SA (PTY) LTD	R1 299,00	R194,85	R1 493,85	SLEEVE BLACK 22MM + DEL R60 X 300	INFRASTRUCTURE SERVICES	INFRA:WATER:GANSBAAI & STANFORD
395	143194	271224	2025/03/26	KLEINMOND BUILD IT	R190,00	R28,49	R218,49	T/CRAFT GLUE STICKS 11MM X 300MM 30PCE X 1	INFRASTRUCTURE SERVICES	INFRA:ELECTRICAL:HM&KM
	143194	271224	2025/03/26	KLEINMOND BUILD IT	R231,31	R34,69	R266,00	T/CRAFT FIXMAN HEX KEY HI 5-6M X 2	INFRASTRUCTURE SERVICES	INFRA:ELECTRICAL:HM&KM
	143194	271224	2025/03/26	KLEINMOND BUILD IT	R247,57	R37,13	R284,70	T/CRAFT CUTTING DICS STEEL & SS 115 X 1.0 X 22.20MM X 30	INFRASTRUCTURE SERVICES	INFRA:ELECTRICAL:HM&KM
396	142994	271226	2025/03/26	NOLADA 8 (PTY) LTD	R2 220,00	R333,00	R2 553,00	34L METALLIC MICROWAVE OVEN X 1	CORPORATE SERVICES	CORP:BUSINESS ARCHITECTURE & CRM

#	Requisition #	Order #	Order Date	Creditor Name	Amount (Excl VAT)	VAT	Amount (Incl VAT)	Description of goods/service	Directorate	Department
397	143025	271227	2025/03/26	NOLADA 8 (PTY) LTD	R5 700,00	R855,00	R6 555,00	NON - CLOSE COUPLED TOILET PAN PORCELAIN X 20	COMMUNITY SERVICES	COMM:FACILITIES & HALLS
	143025	271227	2025/03/26	NOLADA 8 (PTY) LTD	R4 800,00	R720,00	R5 520,00	NON-CLOSE COUPLED PLASTIC CISTERN X 15	COMMUNITY SERVICES	COMM:FACILITIES & HALLS
	143025	271227	2025/03/26	NOLADA 8 (PTY) LTD	R4 300,00	R645,00	R4 945,00	CISTERN MECHANISM ELF LI F/FLUSH X 20	COMMUNITY SERVICES	COMM:FACILITIES & HALLS
	143025	271227	2025/03/26	NOLADA 8 (PTY) LTD	R780,00	R117,00	R897,00	UNITWIST ELBOW 15MM X 50	COMMUNITY SERVICES	COMM:FACILITIES & HALLS
	143025	271227	2025/03/26	NOLADA 8 (PTY) LTD	R458,00	R68,70	R526,70	UNITWIST TEE 15MM X 20	COMMUNITY SERVICES	COMM:FACILITIES & HALLS
	143025	271227	2025/03/26	NOLADA 8 (PTY) LTD	R296,00	R44,40	R340,40	UNITWIST STRAIGHT COUPLER 15MM X 20	COMMUNITY SERVICES	COMM:FACILITIES & HALLS
	143025	271227	2025/03/26	NOLADA 8 (PTY) LTD	R202,00	R30,30	R232,30	UNITWIST STOP END 15MM X 20	COMMUNITY SERVICES	COMM:FACILITIES & HALLS
	143025	271227	2025/03/26	NOLADA 8 (PTY) LTD	R214,00	R32,10	R246,10	UNITWIST MALE COUPLER 15MM X 20	COMMUNITY SERVICES	COMM:FACILITIES & HALLS
	143025	271227	2025/03/26	NOLADA 8 (PTY) LTD	R608,00	R91,20	R699,20	UNITWIST ELBOW 22MM X 20	COMMUNITY SERVICES	COMM:FACILITIES & HALLS
	143025	271227	2025/03/26	NOLADA 8 (PTY) LTD	R834,00	R125,10	R959,10	UNITWIST TEE 22MM X 20	COMMUNITY SERVICES	COMM:FACILITIES & HALLS
	143025	271227	2025/03/26	NOLADA 8 (PTY) LTD	R530,00	R79,50	R609,50	UNITWIST STRAIGHT COUPLER 22MM X 20	COMMUNITY SERVICES	COMM:FACILITIES & HALLS
	143025	271227	2025/03/26	NOLADA 8 (PTY) LTD	R259,50	R38,93	R298,43	UNITWIST STOP END 22MM X 15	COMMUNITY SERVICES	COMM:FACILITIES & HALLS
143025	271227	2025/03/26	NOLADA 8 (PTY) LTD	R294,00	R44,10	R338,10	UNITWIST MALE COUPLER 22MM X 15	COMMUNITY SERVICES	COMM:FACILITIES & HALLS	
398	143138	271231	2025/03/26	HERMANUS OFFICE NATIONAL	R479,96	R0,00	R479,96	BEVERAGE COFFEE JACOBS KRONUNG 200G X 2	MUNICIPAL PUBLIC SAFETY	MPS:DIRECTOR: MUNICIPAL PUBLIC SAFETY
	143138	271231	2025/03/26	HERMANUS OFFICE NATIONAL	R264,44	R0,00	R264,44	BEVERAGE MILK LONGLIFE FULL 6X1L X 2	MUNICIPAL PUBLIC SAFETY	MPS:DIRECTOR: MUNICIPAL PUBLIC SAFETY
399	142787	271243	2025/03/26	BIDVEST WALTONS	R501,23	R75,18	R576,41	KETTLE STAINLESS STEEL CORDLESS X 1	MUNICIPAL PUBLIC SAFETY	MPS:LAW ENFORCEMENT SERVICES
	142787	271243	2025/03/26	BIDVEST WALTONS	R1 200,00	R180,00	R1 380,00	20L SOLO MIRROR DOOR MICROWAVE X 1	MUNICIPAL PUBLIC SAFETY	MPS:LAW ENFORCEMENT SERVICES
	142787	271243	2025/03/26	BIDVEST WALTONS	R6 252,16	R937,82	R7 189,98	TOP LOADING WATER DISPENSER WITH INTEGRATED BOTTOM FRIDGE CABINET X 2	MUNICIPAL PUBLIC SAFETY	MPS:LAW ENFORCEMENT SERVICES
400	143188	271252	2025/03/27	HERMANUS OFFICE NATIONAL	R450,00	R67,50	R517,50	STAMP COLOP PRINTER D35 DATER X 1	MUNICIPAL PUBLIC SAFETY	MPS:TRAFFIC SERVICES
	143188	271252	2025/03/27	HERMANUS OFFICE NATIONAL	R220,00	R33,00	R253,00	STAMP COLOP PRINTER 30 47X18MM X 1	MUNICIPAL PUBLIC SAFETY	MPS:TRAFFIC SERVICES
401	143287	271253	2025/03/27	100 PERCENT ACCURATE (PTY) LTD	R2 100,00	R0,00	R2 100,00	SAVOURY PLATTERS X 6	COMMUNITY SERVICES	COMM:DIRECTOR:COMMUNITY SERVICES
	143287	271253	2025/03/27	100 PERCENT ACCURATE (PTY) LTD	R1 680,00	R0,00	R1 680,00	BREAKFAST PLATTER X 6	COMMUNITY SERVICES	COMM:DIRECTOR:COMMUNITY SERVICES
	143287	271253	2025/03/27	100 PERCENT ACCURATE (PTY) LTD	R1 790,00	R0,00	R1 790,00	SOFT DRINKS X 50	COMMUNITY SERVICES	COMM:DIRECTOR:COMMUNITY SERVICES
	143287	271253	2025/03/27	100 PERCENT ACCURATE (PTY) LTD	R2 450,00	R0,00	R2 450,00	THIRSTI STILL WATER 500ML + DELIVERY X 60	COMMUNITY SERVICES	COMM:DIRECTOR:COMMUNITY SERVICES
402	142975	271254	2025/03/27	NOLADA 8 (PTY) LTD	R2 550,00	R382,50	R2 932,50	DIAMOND BLADE 300X25.4MM / CUTTING TAR X 2	INFRASTRUCTURE SERVICES	INFRA:ROADS:GANSBAAI & STANFORD
403	143309	271255	2025/03/27	KAAP AGRI AGRIMARK LIQUORMARK PAKMARK AGRIOLOG	R796,08	R119,41	R915,49	STARKE AYRES LAWN FOUR SEASON OR SIMILAR (500G) X 3	COMMUNITY SERVICES	COMM:SPORTSFIELDS
	143309	271255	2025/03/27	KAAP AGRI AGRIMARK LIQUORMARK PAKMARK AGRIOLOG	R765,20	R114,78	R879,98	KIRCHHOFFS SEED LAWN SHADE MASTER OR SIMILLAR (500G) X 4	COMMUNITY SERVICES	COMM:SPORTSFIELDS

#	Requisition #	Order #	Order Date	Creditor Name	Amount (Excl VAT)	VAT	Amount (Incl VAT)	Description of goods/service	Directorate	Department
404	142705	271256	2025/03/27	HARIKISUN GENERAL DEALERS (PTY) LTD	R3 050,00	R0,00	R3 050,00	CARLOW GREEN PLASTIC CHAIRS + DELIVERY X 20	PLANNING AND DEVELOPMENT	P&D:ENVIRONMENTAL MANAGEMENT & CONSERVATION
	142705	271256	2025/03/27	HARIKISUN GENERAL DEALERS (PTY) LTD	R9 100,00	R0,00	R9 100,00	ECOBASE 3 SEATER BLACK BENCH 1.6M OR SIMILAR X 2	PLANNING AND DEVELOPMENT	P&D:ENVIRONMENTAL MANAGEMENT & CONSERVATION
405	143151	271266	2025/03/31	HERMANUS MOWER CENTRE	R1 430,87	R214,63	R1 645,50	SAMURAI CURVED SAW 330MM X 3	PLANNING AND DEVELOPMENT	P&D:ENVIRONMENTAL MANAGEMENT & CONSERVATION
	143151	271266	2025/03/31	HERMANUS MOWER CENTRE	R304,35	R45,65	R350,00	ZEMBE SHIN PAD X 1	PLANNING AND DEVELOPMENT	P&D:ENVIRONMENTAL MANAGEMENT & CONSERVATION
406	143127	271274	2025/03/31	HARIKISUN GENERAL DEALERS (PTY) LTD	R15 546,00	R0,00	R15 546,00	HILLS DIGESTIVE CARE I/D - 16KG DOG FOOD X 6	MUNICIPAL PUBLIC SAFETY	MPS:LAW ENFORCEMENT SERVICES
	143127	271274	2025/03/31	HARIKISUN GENERAL DEALERS (PTY) LTD	R300,00	R0,00	R300,00	DELIVERY X 1	MUNICIPAL PUBLIC SAFETY	MPS:LAW ENFORCEMENT SERVICES
407	142905	271278	2025/03/31	ITHUBA INDUSTRIES	R12 280,00	R1 842,00	R14 122,00	400MM SOCKETED PVC PIPE 6M CLASS 12 X 2	INFRASTRUCTURE SERVICES	INFRA:WATER:GANSBAAI & STANFORD
	142905	271278	2025/03/31	ITHUBA INDUSTRIES	R7 878,27	R1 181,73	R9 060,00	RANGER COUPLER SIZE 425/442 + DEL R250 X 2	INFRASTRUCTURE SERVICES	INFRA:WATER:GANSBAAI & STANFORD
408	143326	271279	2025/03/31	HERMANUS OFFICE NATIONAL	R174,74	R26,21	R200,95	DURACELL ALKALINE 9V BATTERY (EACH) X 2	INFRASTRUCTURE SERVICES	INFRA:PRINCIPAL ENGINEER:ELECTRICAL SERVICES
	143326	271279	2025/03/31	HERMANUS OFFICE NATIONAL	R134,88	R20,23	R155,11	ENERGIZER A23 REMOTE BATTERY - 12V (2PK) X 3	INFRASTRUCTURE SERVICES	INFRA:PRINCIPAL ENGINEER:ELECTRICAL SERVICES
	143326	271279	2025/03/31	HERMANUS OFFICE NATIONAL	R968,24	R145,24	R1 113,48	BROTHER LABEL TAPE - 24MMX8M BLACK ON YELLOW TZE-651 X 2	INFRASTRUCTURE SERVICES	INFRA:PRINCIPAL ENGINEER:ELECTRICAL SERVICES
	143326	271279	2025/03/31	HERMANUS OFFICE NATIONAL	R92,23	R13,83	R106,06	ADAPTER SHUKO 3X2 PRONG COMBO X 2	INFRASTRUCTURE SERVICES	INFRA:PRINCIPAL ENGINEER:ELECTRICAL SERVICES
409	143357	271283	2025/03/31	TOWN LODGE BELLVILLE	R1 178,27	R176,73	R1 355,00	BED & BREAKFAST 03-04 APRIL 2025 ( J APLON)	FINANCIAL SERVICES	FIN:CHIEF FINANCIAL OFFICER
	143357	271283	2025/03/31	TOWN LODGE BELLVILLE	R4 713,05	R706,95	R5 420,00	BED & BREAKFAST 07-11 APRIL 2025 ( J APLON)	FINANCIAL SERVICES	FIN:CHIEF FINANCIAL OFFICER

TOTAL

409

R2 578 946,90	R265 679,80	R2 844 741,43
---------------	-------------	---------------



**SUPPLY CHAIN MANAGEMENT REPORT IN TERMS OF PARAGRAPH 6(3) OF THE SCM POLICY**

**DEVIATIONS APPROVED IN TERMS OF PARAGRAPH 36(1)(a) OF THE SCM POLICY - OVERSTRAND MUNICIPALITY - 01 JANUARY 2025 TO 31 MARCH 2025: QUARTER 3**

#	Request/ SCD #	Supplier	Directorate	Department	Approved Date	Deviation in terms of Paragraph	Amount Operational	Amount Capital	VAT @ 15%	Value of the Deviation	Comments / Line description
1	SCD3607/2024	TR Oosthuizen and DC Human Inc.	Community Services	Facilities, Halls and Building Maintenance	2025/01/07	36(1)(a)(v)	R 3 373,91	R -	R 506,09	R 3 880,00	Procurement of a foot moulded- full length (insole) from Oosthuizen & Human Medical Orthotics and Prosthetics
2	SCD3618(A)/2024	Working on Fire (Pty) Ltd	Municipal Public Safety	Chief: Fire, Rescue & Disaster Management	2025/02/05	36(1)(a)(i)	R 15 252,50	R -	R 2 287,88	R 17 540,38	Rendering of Firefighting Services - Aerial Resources at Hemel & Aarde Fire
3	SCD3620/2024	Working on Fire (Pty) Ltd	Municipal Public Safety	Chief: Fire, Rescue & Disaster Management	2025/02/05	36(1)(a)(i)	R 1 221,00		R 183,15	R 1 404,15	Utilization of Ground Team Resources at Incident WF-OFD-241206-01
4	SCD3621/2024	Working on Fire (Pty) Ltd	Municipal Public Safety	Chief: Fire, Rescue & Disaster Management	2025/02/05	36(1)(a)(i)	R 14 652,01	R -	R 2 197,80	R 16 849,81	Activation of Ground Team Resources for Wildfires between 25 December 2024 and 5 January 2025
5	SCD3623/2024	Picaso Headline (Division of Arena Holdings)	Office of the Municipal Manager	Strategic Support Services - Tourism	2025/02/20	36(1)(a)(v)	R 9 500,00	R -	R 1 425,00	R 10 925,00	Advertisement in High Fly Magazine
6	SCD3624/2024	Hermanus Hardware (Pty) Ltd	Community Services	Parks, Recreation, Cemeteries & Refuse Removal	2025/02/20	36(1)(a)(v)	R 39 978,26	R -	R 5 996,74	R 45 975,00	Fixing of Dolphin Pool Machine
7	SCD3625/2024	Kishugu Aviation (Pty) Ltd	Municipal Public Safety	Fire, Rescue & Disaster Management	2025/02/20	36(1)(a)(i)	R 263 559,85	R -	R 39 533,98	R 303 093,83	Christmas day fire - Aerial & Ground Teams
	SCD3625/2024	NCC Environmental Services (Pty) Ltd	Municipal Public Safety	Fire, Rescue & Disaster Management	2025/02/20	36(1)(a)(i)	R 45 220,60	R -	R 6 783,09	R 52 003,69	Christmas day fire - Aerial & Ground Teams
8	SCD3626/2024	Kishugu Aviation (Pty) Ltd	Municipal Public Safety	Fire, Rescue & Disaster Management	2025/02/20	36(1)(a)(i)	R 95 180,09	R -	R 14 277,01	R 109 457,10	Payment of Aerial Resources - Ultralong Fire ( 17 January 2025)

#	Request/ SCD #	Supplier	Directorate	Department	Approved Date	Deviation in terms of Paragraph	Amount Operational	Amount Capital	VAT @ 15%	Value of the Deviation	Comments / Line description
9	SCD3627/2024	Payday Software Systems (Pty) Ltd	Corporate Services	Human Resources	2025/02/20	36(1)(a)(v)	R 14 257,39	R -	R 2 138,61	R 16 396,00	2025 Payroll Seminar and Biannual e@syFile Preparation
10	SCD3619/2024	Spectrum Communications (Pty) Ltd	Infrastructure Services	Electrical services	2025/03/06	36(1)(a)(v)	R 455 008,72	R -	R 68 251,31	R 523 260,03	Monitoring of Electrical Infrastructure System and Maintenance of Installed Instruments
11	SCD3622/2024	Larry's Airconditioning CC	Community Services	Facilities, Halls and Building Maintenance	2025/03/06	36(1)(a)(v)	R 42 424,19	R -	R 6 363,63	R 48 787,82	Repair faulty 2x main PCB's and controller of Air Conditioner in Auditorium
12	SCD3604/2024	The Rescue Tool Guys (Pty) Ltd	Municipal Public Safety	Fire, Rescue & Disaster Management	2025/03/20	36(1)(a)(ii)	R 403 029,45	R -	R 60 454,42	R 463 483,87	Service and Repair of Specialised Equipment - Jaws of Life
13	SCD3630/2024	Kishugu Aviation (Pty) Ltd	Municipal Public Safety	Fire, Rescue & Disaster Management	2025/03/20	36(1)(a)(i)	R 17 621,16	R -	R 2 643,17	R 20 264,33	Aerial Resource Utilization at Gansbaai on 27 February 2025
14	SCD3631/2024	Working on Fire (Pty) Ltd	Municipal Public Safety	Fire, Rescue & Disaster Management	2025/03/20	36(1)(a)(i)	R 99,00	R -	R 14,85	R 113,85	WOF Ground Team Utilized at De Draay, Kleinmond Fire WOF
	SCD3631/2024	Working on Fire (Pty) Ltd	Municipal Public Safety	Fire, Rescue & Disaster Management	2025/03/20	36(1)(a)(i)	R 730,00	R -	R 109,50	R 839,50	WOF Ground Teams Utilized at Blue Gum Farm, Stanford
	SCD3631/2024	Working on Fire (Pty) Ltd	Municipal Public Safety	Fire, Rescue & Disaster Management	2025/03/20	36(1)(a)(i)	R 8 201,00	R -	R 1 230,15	R 9 431,15	Ground Resource Utilization at Gansbaai on 27 February 2025
15	SCD3632/2024	Caledon Vet Clinic	Planning & Development	Environmental Management & Conservation	2025/03/20	36(1)(a)(v)	R 3 015,24	R -	R 452,29	R 3 467,53	Euthanasia Rooiels Baboon
	SCD3632/2024	Caledon Vet Clinic	Planning & Development	Environmental Management & Conservation	2025/03/20	36(1)(a)(v)	R 3 857,08	R -	R 578,56	R 4 435,64	Vet Callout to Treat an Injured Juvenile - Pring Bay
	SCD3632/2024	Caledon Vet Clinic	Planning & Development	Environmental Management & Conservation	2025/03/20	36(1)(a)(v)	R 6 373,74	R -	R 956,06	R 7 329,80	Vet services - Treating Female Baboon
16	SCD3633/2024	Adapt IT (Pty) Ltd	Financial Services	Accounting Services	2025/03/20	36(1)(a)(ii)	R 84 101,51	R -	R 12 615,23	R 96 716,74	Overstrand LM - mSCOA templates updated, Caseware Africa - Adapt IT Holdings Ltd - Oct 2024 - Sep 2025

#	Request/ SCD #	Supplier	Directorate	Department	Approved Date	Deviation in terms of Paragraph	Amount Operational	Amount Capital	VAT @ 15%	Value of the Deviation	Comments / Line description
17	SCD3609(A)/2024	Grabouw Dierekliniek t/a Hermanus Animal Hospital	Municipal Public Safety	K9 Unit	2025/03/27	36(1)(a)(v)	R 39 130,43	R -	R 5 869,57	R 45 000,00	Veterinary Services for the K9 Unit for a contract period ending 30 June 2025
18	SCD3635/2024	La Vierge Wines (Pty) Ltd	Planning & Development	Environmental Management & Conservation	2025/03/28	36(1)(a)(v)	R 25 845,65	R -	R 3 876,85	R 29 722,50	Generation Restoration Field Visit - venue hire and the provision of catering services to approximately 36 delegates

18

---



---

R	1 591 632,80	R	-	R	238 744,92	R	1 830 377,72
---	--------------	---	---	---	------------	---	--------------

---



---



## SUPPLY CHAIN MANAGEMENT

## APPEALS / COMPLAINTS / DISPUTES / QUERIES REGISTER - 01 JANUARY 2025 TO 31 MARCH 2025: QUARTER 3

#	Tender No.	Date Advert closed	Evaluation Date	Adjudication Date	Description	Awarded to	Complainant	Appeal / Complaint / Dispute / Query	Reason for Appeal / Complaint / Dispute	Date received	Where in process	Date of Outcome	Outcome
1	SC2514/2024	04-Oct-24	31-Dec-24	31-Dec-24	Refresher Course in Construction Awareness Training in Terms of the Construction Regulations and Occupational Health & Safety Act 85 of 1993 for Electricians & Refresher Course in Occupational Health and Safety Act no 85 of 1993: General Machinery Regulations for Electricians	George Farmer Consultancy CC	Pinpoint Health and Safety (Pty) Ltd	Query/ appeal	Requested BEC report in order to submit appeal	07-Jan-25	Finalised	28-Jan-25	Finalised - Bidder was provided with reasons for being unsuccessful. Bidder indicated that they no longer wish to appeal and is satisfied with outcome of bid process
2	SC2519/2024	25-Oct-24	05-Dec-24	24-Jan-25	Supply, Delivery and Application of Fertilizer to Sports Fields in the Overstrand for a Contract Period Ending 30 June 2027	Cancelled	Ulwando Bushclearing	Query	Reason for being unsuccessful	28-Jan-25	Finalised	28-Jan-25	Finalised - Bidder was provided with reasons for being unsuccessful
3	SC2439/2023	16-Feb-24	21-Nov-24	29-Nov-24	Supply and Delivery of Promotional Items for a Contract Period Ending 30 June 2026	Cancelled	Skonto (Pty) Ltd	Complaint	Complaint about the reason for cancellation of the tender due to validity period of the tender that lapsed.	02-Dec-24	SCM to address complaint	In Process	In Process
4	SC2513/2024	15-Nov-24	30-Jan-25	07-Feb-25	Provision of Web-Based Indigent Management, Debtor Profiling and Income Verification System for a contract period ending 30 June 2027	Cancelled	MAB Bureau	Objection	Bidder argues that they comply with specifications in all respects	24-Feb-25	Awaiting comments to submit appeal to the Appeal Authority (Accounting Officer)	In Process	In Process

## APPEALS / COMPLAINTS / DISPUTES / QUERIES REGISTER - 01 JANUARY 2025 TO 31 MARCH 2025: QUARTER 3

#	Tender No.	Date Advert closed	Evaluation Date	Adjudication Date	Description	Awarded to	Complainant	Appeal / Complaint / Dispute / Query	Reason for Appeal / Complaint / Dispute	Date received	Where in process	Date of Outcome	Outcome
5	SC2551/2024	13-Dec-24	06-Feb-25	14-Feb-25	Supply and Delivery of a 2200kg Mini-Excavator	Shacha Trading (Pty) Ltd	Agri Hive (Pty) Ltd	Query	Request for their tender submission to be revisited to ensure that all criteria were properly evaluated and that no aspects of their offer were overlooked	03-Mar-25	Finalised	05-Mar-25	Finalised - Bidder was provided with the evaluation process followed
6	SC2523/2024	29-Nov-24	20-Feb-25	07-Mar-25	Supply and Delivery of General Plumbing Materials for a Period Ending 30 June 2027	Last Samurai Property Holdings 2 CC t/a Ithuba Industries Take Note Trading 245 CC t/a Universal Trading Maboka Investment Capital (Pty) Ltd	LM Services and Supplies (Pty) Ltd	Query	Bidder requested reasons for not being awarded part of the tender	21-Mar-25	Finalised	26-Mar-25	Finalised - Bidder was provided with reasons for not getting a percentage of this tender
7	SC2443/2023	26-Jan-24	30-Jul-24	02-Aug-24	Supply and Delivery of Environmental Uniforms and Protective Clothing for a contract period ending 30 June 2026	Bhekumseti Glass and Alluminium (Pty) Ltd, Grand Uniforms CC, Blaize Creations t/a Georgina CMT CC, Blackbird Trading 480 CC, SLDarnie (Pty) Ltd	Blackbird Trading 480 CC	Query	Requested the full BAC Report	28-Mar-25	Finalised	28-Mar-25	Finalised - BAC Report sent to bidder

**Irregular Expenditure Incurred in terms of the Municipality's Supply Chain Management Policy - 2024/2025**

**Register 2024/2025**

SCIE #	Date of Discovery	Date Reported to the Accounting Officer	Date of Memo	Received	Date approved for payment	*Report to Council	Report to Mayor, MEC and AG	Description	Status	Type of Prohibited Expenditure	Awarded to	Responsible Directorate	Amount Capital	Amount Operational	VAT	Total
<b>i. Incidences identified and currently under investigation</b>																
2024.25.02	2024/06/25	2024/09/16	2024/08/14	2024/06/25	2024/09/16	To serve on the next MPAC meeting	2024/10/24	Rental of Gas Cylinders	To serve on the next MPAC meeting	Paragraph 18	Overberg Steel & Irrigation	Municipal Manager	R -	R 575,39	R 86,31	R 661,70
<b>ii. Irregular expenditure approved by Council as irrecoverable and written off in terms of S32(2)(b) of the Local Government: Municipal Finance Management Act, Act 56 of 2003</b>																
None																
<b>iii. Incidences of non-compliance with the Supply Chain Management Policy and condoned by the Accounting Officer in terms of Paragraph 36(1)(c)</b>																
None																
<b>iv. Irregular expenditure recovered</b>																
None																
<b>v. Incidences of Fruitless and Wasteful Expenditure identified and currently under investigation</b>																
None																
<b>vi. Incidences of Fruitless and Wasteful Expenditure recovered</b>																
None																
<b>vii. Fruitless and Wasteful Expenditure approved by Council as irrecoverable and written off in terms of S32(2)(b) of the Local Government: Municipal Finance Management Act, Act 56 of 2003</b>																
None																

## SOCIAL RESPONSIBILITY ESTIMATED COMMITMENTS FOR QTR 3 2024/2025

TENDER NUMBER	TENDER NAME	SUPPLIER NAME	Contract Owner	Award Date	Sum of PLANNED SR VALUE
SC2467.1/2024	SUPPLY AND DELIVERY OF PLASTIC TOILET DOORS FOR A CONTRACT PERIOD ENDING 30 JUNE 2027	ITHUBA INDUSTRIES	Christo Roets	2024/12/13 R	3 000,00
SC2467.2/2024	SUPPLY AND DELIVERY OF PLASTIC TOILET DOORS FOR A CONTRACT PERIOD ENDING 30 JUNE 2027	Startune (Pty) Ltd	Christo Roets	2024/12/13 R	4 500,00
SC2468.1/2024	SUPPLY AND DELIVERY OF BLOWER BLADES, TRIMMER LINE, CHAINSAW AND WEED EATER SPARES FOR A CONTRACT PERIOD ENDING 30 JUNE 2027	Memotek Trading CC	Christo Roets	2024/12/13 R	10 000,00
SC2468.2/2024	SUPPLY AND DELIVERY OF BLOWER BLADES, TRIMMER LINE, CHAINSAW AND WEED EATER SPARES FOR A CONTRACT PERIOD ENDING 30 JUNE 2027	KFC PIPES AND FITTINGS	Christo Roets	2024/12/13 R	30 000,00
SC2469.1/2024	SUPPLY AND DELIVERY OF STREET SIGN POLES AND ROAD SIGNS TO OVERSTRAND MUNICIPALITY FOR A CONTRACT PERIOD ENDING 30 JUNE 2027	NU WAY ENTERPRISES	Christo Roets	2024/12/13 R	6 000,00
SC2469.2/2024	SUPPLY AND DELIVERY OF STREET SIGN POLES AND ROAD SIGNS TO OVERSTRAND MUNICIPALITY FOR A CONTRACT PERIOD ENDING 30 JUNE 2027	Startune (Pty) Ltd	Christo Roets	2024/12/13 R	4 500,00
SC2489.1/2024	PROVISION OF HYIENE SERVICES AND PEST CONTROL SERVICES FOR A CONTRACT PERIOD ENDING 30 JUNE 2027	RENTOKIL INITIAL (PTY) LTD	Buli Plaatjies	2024/12/06	To Be Finalised
SC2489.2/2024	PROVISION OF HYGIENE SERVICES AND PEST CONTROL SERVICES FOR A CONTRACT PERIOD ENDING 30 JUNE 2027	Royal Pest Management CC	Buli Plaatjies	2024/12/06 R	10 000,00
SC2522/2024	REPAIRS TO CONCRETE STRUCTURES AND STORMWATER IMPROVEMENTS AT TREATMENT PLANTS ON-SITE HYPOCHLORITE GENERATION SYSTEM (OSEC) – HERMANUS WASTEWATER TREATMENT	NKUTWALA CONSTRUCTION (PTY) LTD	Hanre Blignaut	2025/03/07 R	15 000,00
SC2525/2024	WORKS & PREEKSTOEL WATER TREATMENT WORKS	HIDRO-TECH SYSTEMS (PTY) LTD	Hanre Blignaut	2025/02/18 R	2 500,00
<b>Grand Total</b>				<b>R</b>	<b>85 500,00</b>

## 7.3

**APPOINTMENT OF A SELECTION PANEL FOR THE RECRUITMENT AND SELECTION PROCESS FOR THE APPOINTMENT OF A DIRECTOR: COMMUNITY SERVICES**

D Arrison  
7 April 2025

Director: Corporate Services

(028) 313 8001

**1. Executive Summary**

The purpose of this report is for Council to appoint a selection panel for the recruitment and selection process and for recommendations in the appointment of a Director: Community Services.

**2. Service Delivery and Budget Implementation Plan - IGNITE**

Director: Management Services

**3. Compliance with Strategic Priority**

Provision of democratic, accountable and ethical governance

**4. Delegated Authority**

None

**5. Legal Requirements**

Section 160(1)(d) of the Constitution of the Republic of South Africa, 1996  
Sections 67, and 72 of the Local Government: Municipal Systems Act, 2000 (Act 32 of 2000)

Chapter 3 of the Local Government: Municipal Systems Act, 2000 (Act 32 of 2000)

Local Government Regulations on Appointment and Conditions of Employment of Senior Managers (GN 21 dated 17 January 2014)

Local Government: Municipal Systems Amendment Act, 2022

**6. Discussion**

The recruitment and selection process for the appointment of a Director Community Services, has commenced.

Sub-regulation 12(1) of the Local Government: Municipal Systems Act, 2000 (Act 32 of 2000): Local Government Regulations on Appointment and Conditions of Employment of Senior Managers, (GN 21 dated 17 January 2014), provides for *a municipal council to appoint a selection panel to make*

*recommendations for the appointment of candidates to vacant senior manager posts.*

Sub-regulation 12(2) further prescribes that *in deciding who to appoint to a selection panel, the following considerations must inform the decision:*

- (a) the nature of the post;*
- (b) the gender balance of the panel; and*
- (c) the skills, expertise, experience and availability of the persons to be involved.*

Sub-regulation 12(4) provides that the selection panel for the appointment of a manager directly accountable to a municipal manager must consist of at least three and not more than five members, constituted as follows:

- (a) The municipal manager, who will be the chairperson*
- (b) A member of the mayoral committee or councillor who is the portfolio head of the relevant portfolio; and*
- (c) At least one other person, who is not a councillor or staff member of the municipality, and who has expertise or experience in the area of the advertised post.*

## **7. Financial Implications**

Sufficient funds are available on the 2025/2026 salary budget for the funding of this post and for subsistence and travel allowances for visiting members of the panel.

## **8. Staff Implications**

Vacancy of the position of Director: Community Services.

## **9. Comments from other Departments, Divisions and Administrations**

Not applicable.

## **10. Annexures**

None

## **RECOMMENDATION TO THE COUNCIL:**

that a selection panel for the recruitment and selection process and for recommendations to Council in the appointment of a Director Community Services, be instituted as follows:

- Mr Dean O'Neill, Municipal Manager – Chairperson;
- The Mayoral Committee Member (MMC) for Community Services; and
- A visiting Municipal Manager or specialist from a Municipality in the Western Cape.

**RESPONSIBLE OFFICIAL :**

**D ARRISON**

**TARGET DATE FOR IMPLEMENTATION :**

**IMMEDIATELY**

**7.4****APPOINTMENT OF AN ACTING CHIEF FINANCIAL OFFICER (CFO) :  
DIRECTORATE FINANCIAL SERVICES****D Arrison  
17 April 2025****Director: Corporate Services****(028) 313 8001****1. Executive Summary**

The purpose of this report is for Council to extend the appointment period of an acting Chief Financial Officer (CFO), whilst the recruitment and selection process is underway.

**2. Service Delivery and Budget Implementation Plan - IGNITE**

Director: Corporate Services

**3. Compliance with Strategic Priority**

Provision of democratic, accountable and ethical governance

**4. Delegated Authority**

None

**5. Legal Requirements**

Section 160(1)(d) of the Constitution of the Republic of South Africa, 1996  
Sections 56, 67, and 72 of the Local Government: Municipal Systems Act, 2000 (Act 32 of 2000)

Chapter 3 of the Local Government: Municipal Systems Act, 2000 (Act 32 of 2000)

Local Government Regulations on Appointment and Conditions of Employment of Senior Managers (GN 21 dated 17 January 2014)

Local Government: Municipal Systems Amendment Act, 2022

Municipal Regulations on Minimum Competency Levels, GNR 493 in GG 29967 dated 15 June 2007, as amended from time to time

**6. Discussion**

The recruitment and selection process for the appointment of a Chief Financial Officer (CFO), is still underway after Council resolved to proceed with a headhunting process. This process should be concluded by the end of July 2025 if a suitable candidate is appointed.

The minimum requirements as per Municipal Regulations on Minimum

Competency Levels, prescribe the qualification criteria for the abovementioned position as “*at least a **Post Graduate Degree** or qualification in the fields of Accounting, Finance or Economics registered on the National Qualifications Framework at NQF level 8 with a minimum of 120 credits ...*”, as well as a “*minimum of 7 years at senior and middle management levels, of which at least 2 years must be at senior management level.*”

Mr Davy Louw possesses a B Hons Compt (NQF 8) as well as a PGDIP Accounting Science (NQF 8). He served as CFO (10 years, senior management level) in different municipalities, and possesses the competencies to act, and has been acting in this position between October 2024 and February 2025.

Regulation 56(c) provides for a person to be appointed to act for longer than the prescribed period of three (3) months, *provided that a municipal council may, in special circumstances and on good cause shown, apply in writing to the MEC for local government to extend the period of appointment ...*

#### **7. Financial Implications**

Sufficient funds are available on the 2024/2025 salary budget

#### **8. Staff Implications**

Vacancy of the position of Chief Financial Officer (CFO).

#### **9. Comments from other Departments, Divisions and Administrations**

Not applicable.

#### **10. Annexures**

None

#### **RECOMMENDATION TO THE COUNCIL:**

that the acting appointment of Mr D Louw as CFO for a period of three (3) months **be approved.**

**RESPONSIBLE OFFICIAL :**

**D ARRISON**

**TARGET DATE FOR IMPLEMENTATION :**

**IMMEDIATELY**

## 7.5

**QUARTERLY BANK ACCOUNT WITHDRAWALS IN TERMS OF SECTION 11(4) OF THE MFMA FOR THE QUARTER ENDED MARCH 2025****BA King**  
**16 April 2025****Divisional Manager: Financial Accounting****(028) 313 8154**

---

**1. Executive Summary**

Report prepared as part of the financial reporting obligations arising from section 11(4) of the Local Government: Municipal Finance Management Act, 2003 (MFMA).

**2. Service Delivery and Budget Implementation Plan - IGNITE**

Directorate Finance  
Financial Services

**3. Compliance with Strategic Priority**

Provision of democratic, accountable and ethical governance

**4. Delegated Authority**

None

**5. Legal Requirements**

Section 11(4) of the Local Government: Municipal Finance Management Act, No. 56 of 2003 (MFMA)

**6. Background/Discussion/Evaluation/Conclusion****Background**

On a quarterly basis a consolidated report of all withdrawals made in terms of section 11(1) (b)-(j) of the MFMA must be compiled and submitted to Council, the relevant Provincial Treasury and the Auditor General.

**7. Financial Implications**

None

**8. Staff Implications**

None

**9. Comments from other Departments, Divisions and Administrations**

None

**10. Annexures**

Annexure A: Consolidated report for the quarter ended March 2025

**RECOMMENDATION TO THE COUNCIL:**

that the consolidated quarterly report, as per Annexure A, in respect of Bank Account Withdrawals in terms of Section 11(4) of the MFMA for the quarter ended March 2025, **be noted**.

**RESPONSIBLE OFFICIAL :****BA KING****TARGET DATE FOR IMPLEMENTATION :****TO BE NOTED**

## WC032 - OVERSTRAND MUNICIPALITY

## BANK ACCOUNT WITHDRAWALS IN TERMS OF SECTION 11(4) OF THE MFMA

## Municipal Finance Management Act, section 11(4)

Consolidated Quarterly Report for period 01/01/2025 - 31/03/2025



Date	Payee	Amount in R	Description and Purpose (including section reference e.g. sec 11(f))	Authorised by (name)
31/03/2025	Varoius charities	R365 169	Section 11(d) Payments from a trust, charitable or relief fund without budget appropriation in terms of section 12(4).	Municipal Manager
31/03/2025	SARS	R4 295 697	Section 11(e) - Payments to a person or organ of state of money received by the municipality on behalf of that person or organ of state.	Financial Managers
31/03/2025	Provincial Government (Licence Fees)	R7 449 439		Financial Managers
				Financial Managers
31/03/2025	Various consumers	R10 296	Section 11(f) Refund money incorrectly paid into a bank account	Financial Managers
31/03/2025	Various consumers	R2 095 822	Section 11(g) - Refund guarantees, sureties and security deposits	Financial Managers
31/03/2025	Various investments	R301 245 000	Section 11(h) - Payments for cash management and investment purposes in accordance with section 13	Municipal Manager

**Instructions for completing this report:**

The Accounting Officer must include information motivating the non-budgetted withdrawals, action taken to rectify the breach and identify how funding will be sourced through an Adjustments Budget. This motivation can be an additional report to council or incorporated into the table above by inserting additional space.

This report must be tabled in Council within 30 days after the end of each quarter where a withdrawal occurs.

**Withdrawals that must be reported each quarter:**

- Section 11(b) - Expenditure authorised by the MEC for finance in terms of section 26 (4) when a municipality has failed to approve a budget by 30 June;
- Section 11(c) - Unforeseeable and unavoidable expenditure authorised by the mayor in terms of section 29 (1);
- Section 11(d) - Payments from a trust, charitable or relief fund without budget appropriation in terms of section 12(4);
- Section 11(e) - Payments to a person or organ of state of money received by the municipality on behalf of that person or organ of state, including
  - money collected by the municipality on behalf of that person or organ of state by agreement; or
  - any insurance or other payments received by the municipality for that person or organ of state;
- Section 11(f) - Refund money incorrectly paid into a bank account;
- Section 11(g) - Refund guarantees, sureties and security deposits;
- Section 11(h) - Payments for cash management and investment purposes in accordance with section 13;
- Section 11(i) - To defray increased expenditure on a multi-year capital project in terms of section 31;
- Section 11(j) - Payments for such other purposes as may be prescribed from time-to-time.

**Distribution:**

- Table this report in a full council meeting, including additional motivation on action taken to rectify, within 30 days after the end of each quarter (section 11(4))
- Submit a copy to the relevant National Treasury, provincial treasury and the Auditor-General

**7.6****BUDGET REPORT AND SERVICE DELIVERY AND BUDGET IMPLEMENTATION PLAN (SDBIP) FOR THE QUARTER ENDED MARCH 2025****BA King  
22 April 2025****Divisional Manager: Financial Accounting  
(028) 313 8154**

---

**1. Executive Summary**

Report prepared as part of the reporting obligations arising from section 52(d) of the Local Government: Municipal Finance Management Act, 2003 (MFMA).

**2. Service Delivery and Budget Implementation Plan - IGNITE**

Directorate: Financial Services  
Financial Accounting

Directorate: Office of the Municipal Manager  
Strategic Support Services

**3. Compliance with Strategic Priorities**

Provision of democratic, accountable and ethical governance  
Provision and maintenance of municipal services  
Encouragement of structured community participation in the affairs of the municipality  
Creation and maintenance of a safe and healthy environment  
Promotion of tourism, economic and social development

**4. Delegated Authority**

None

**5. Legal Requirements**

Section 52(d) of the Local Government: Municipal Finance Management Act, (Act 56 of 2003) [MFMA]

**6. Background/Discussion/Evaluation/Conclusion****Background**

This report has been prepared as part of the reporting obligations arising from the MFMA. The MFMA requires the Executive Mayor to report to Council on a quarterly basis on the state of the Municipality's budget and SDBIP.

**Discussion**

Legislation requires that certain financial and performance information is disclosed in the quarterly monitoring report. The report has been prepared according to the standard reporting formats issued by National Treasury.

The SDBIP report, included as Appendix 1 of the quarterly budget report, is a layered plan comprising the Top Level SDBIP. KPI amendments are listed in Appendix 2.

The top level SDBIP measures the achievement of the strategic performance indicators of the municipality. These include the prescriptive performance indicators prescribed by Section 10 of the Local Government: Municipal Planning and Performance Regulations of 2001.

The following additional reporting information is also included:

The Executive Mayor's special fund report is attached as Annexure B.

The Cost Containment Regulations, 2019 report, attached as Annexure C, represents the status up to the end of March 2025. (Quarter 3).

The quarterly post implementation status of the mSCOA Project is attached as Annexure D.

**7. Financial Implications**

None

**8. Staff Implications**

None

**9. Comments from other Departments, Divisions and Administrations**

The contents of the SDBIP reflects the information submissions from the relevant affected officials.

**10. Annexures**

- Annexure A: Budget Report and SDBIP for the quarter ended March 2025
- Annexure B: Executive Mayor's special fund – March 2025
- Annexure C: Status report on the Cost Containment Regulations, 2019 – March 2025

Annexure D: Municipal Regulations on the Standard Chart of Accounts (mSCOA): Post Implementation Status of the mSCOA Project – March 2025

**RECOMMENDATION TO THE COUNCIL:**

1. that the budget report and service delivery and budget implementation plan for the quarter ended March 2025, prepared as part of the reporting obligations arising from the Local Government: Municipal Finance Management Act, 2003 and additional information, **be noted**; and
2. that the contents of the report for the 3<sup>rd</sup> quarter of the 2024/2025 financial year, on the top level Service Delivery and Budget Implementation Plan and the KPI amendment, **be noted**.

**RESPONSIBLE OFFICIALS :****BA KING  
RG LOUW****TARGET DATE FOR IMPLEMENTATION :****TO BE NOTED**



# QUARTERLY BUDGET REPORT AND SDBIP MARCH 2025

## In-Year Report of the Municipality

Prepared in terms of Section 52(d) of the Local Government:  
Municipal Finance Management Act (Act 56 of 2003) &  
Section 31 of the Municipal Budget and Reporting Regulations,  
Government Gazette 32141, 17 May 2009.



We belong



We care



We serve

## Table of Contents

Glossary .....	3
PART 1 – IN-YEAR REPORT .....	5
Mayor’s Report .....	5
Resolutions .....	6
Executive Summary .....	7
In-year budget statement tables .....	10
PART 2 – SUPPORTING DOCUMENTATION .....	19
Debtors' analysis .....	19
Creditors' analysis .....	20
Investment portfolio analysis .....	21
Allocation and grant receipts and expenditure .....	22
Councillor allowances and employee benefits .....	25
Material variances to the SDBIP.....	26
Municipal financial performance indicators.....	27
Capital programme performance .....	28
Other supporting documentation .....	35
Municipal manager’s quality certification .....	38

Appendix 1 – Service Delivery and Budget Implementation Plan

Appendix 2 – KPI Amendments

## Glossary

**Adjustments budget** – Prescribed in section 28 of the MFMA. The formal means by which a municipality may revise its annual budget during the year.

**Budget** – The financial plan of the Municipality.

**Capital expenditure** - Spending on assets such as infrastructure, land & buildings minor assets etc. Any capital expenditure must be reflected as an asset on the Municipality's statement of financial position.

**DORA** – Division of Revenue Act. Annual legislation that shows the total allocations made by national to provincial and local government.

**Equitable share** – An unconditional grant paid to municipalities. It is predominantly targeted towards funding the Indigent Policy.

**FMG** – Financial Management Grant.

**GFS** – Government Finance Statistics. An internationally recognized classification system that facilitates like for like comparison between municipalities.

**GRAP** – Generally Recognised Accounting Practice. The standard for municipal accounting.

**IDP** – Integrated Development Plan. The main strategic planning document of the Municipality.

**MBRR** – Local Government: Municipal Finance Management Act (56/2003): Municipal budget and reporting regulations.

**MFMA** – Local Government: Municipal Finance Management Act (56/2003). The principle legislation relating to municipal financial management.

**MIG** – Municipal Infrastructure Grant.

**MTREF** – Medium Term Revenue and Expenditure Framework (MTREF). The medium term financial plan, usually 3 years, based on a fixed first year and indicative further two years' budget allocations. Also includes financial information of the previous and current year.

**NDPG** – Neighbourhood Development Partnership Grant.

**Operating expenditure** – Spending on the day to day expenses of the Municipality such as salaries and wages, repairs and maintenance etc.

**Rates** – Local Government tax based on the assessed value of a property. To determine the rates payable, the assessed rateable value is multiplied by the rate in the rand.

**SDBIP** – Service Delivery and Budget Implementation Plan (SDBIP). A detailed plan comprising annual and quarterly performance information.

**Strategic objectives** – The main priorities of the Municipality as set out in the IDP. Budgeted spending must contribute towards the achievement of the strategic objectives.

**Vote** – A main appropriation segment of the budget. In Overstrand Municipality this relates to the directorate level for operating expenditure and the GFS classification for capital expenditure.

**YTD** – Year to date

**y-o-y** – year-on-year

## **PART 1 – IN-YEAR REPORT**

### **Mayor's Report**

#### ***1.1 In-Year Report – Quarterly Budget Report***

##### **1.1.1 Implementation of the budget in accordance with the SDBIP**

The results of the SDBIP for the third quarter ended 31 March 2025 is included as Appendix 1 to this report.

##### **1.1.2 Financial problems or risks facing the municipality**

No financial problems or risks from a budgetary implementation or financial management perspective identified up to 31 March 2025. It is however important to note that as a country we face economic challenges that have been slightly eased by the inflation rate that is back within the Reserve Bank's 3 – 6% target range and the recent Repo Rate decision by the Monetary Policy Committee to cut the repo rate with 25 basis points.

##### **1.1.3 Other relevant information**

The below results reflect the third quarter's financial position.

YTD Actual operating revenue at the end of the third quarter for 2024/2025 is at 78.51% of the budgeted revenue of R1.947bn. The expenditure reflects spending of 65.48% against the budgeted expenditure of R2.043bn.

The YTD Capital expenditure amounts to R82.1m or 36.49% of the amended budget of R225m. Refer to the table on page 29 for the implementation status of the Top 10 Capital Projects.

An Adjustments Budget was tabled during this quarter for proposals emanating from the midyear review and various adjustments identified on the operating and capital budgets

The debt collection rate stood at 98,61% at the end of March 2025.

The positive cash flow remains stable and is in line with budgeted performance.

## Resolutions

### *IN-YEAR REPORTS 2024/2025*

This is the resolution that will be presented to Council when the In-Year Report is tabled:

#### ***RECOMMENDATION TO THE COUNCIL:***

that the budget report and service delivery and budget implementation plan for the quarter ended March 2025, prepared as part of the financial reporting obligations arising from the Local Government: Municipal Finance Management Act, 2003 and additional information, **be noted**.

## Executive Summary

### Revenue by Source

The Year-to-Date actual revenue is 0.93% above the YTD budget projections at the end of March 2025.

### Borrowings

The balance of borrowings amounts to R442.4m at the end of March 2025.

### Operating expenditure by vote & type

Current expenditure is 2.88% below YTD budget projections as at March 2025.

### Capital expenditure

The YTD Capital expenditure amounts to R82.1m or 36.49% of the amended budget of R225m. The current capital commitments of orders in progress amounts to R86.1m or 38.26% of the amended capital budget of R225m.

Capital projects were funded from the following sources:

WC032 Overstrand - Table C5 Monthly Budget Statement - Capital Expenditure (municipal vote, functional classification and funding) - M09 March

Vote Description	2023/24	Budget Year 2024/25							
	Audited Outcome	Original Budget	Adjusted Budget	Monthly Actual	YearTD Actual	YearTD Budget	YTD Variance	YTD Variance %	Full Year Forecast
R thousands									
<b>Funded by:</b>									
National Government	59,150	52,299	55,951	3,144	30,188	35,881	(5,693)	-16%	55,951
Provincial Government	33,827	13,129	32,560	1,817	9,267	23,583	(14,316)	-61%	32,560
District Municipality		-	-	-	-	-	-		-
Transfers and subsidies - capital (monetary allocations) (Nat / Prov Departm Agencies, Households, Non-profit Institutions, Private Enterprises, Public Corporatons, Higher Educ Institutions)	21,282	105	3,763	-	-	53	(53)	-100%	3,763
<b>Transfers recognised - capital</b>	<b>114,260</b>	<b>65,533</b>	<b>92,274</b>	<b>4,961</b>	<b>39,455</b>	<b>59,516</b>	<b>(20,061)</b>	<b>-34%</b>	<b>92,274</b>
<b>Borrowing</b>	<b>66,513</b>	<b>93,010</b>	<b>89,511</b>	<b>5,116</b>	<b>34,248</b>	<b>61,946</b>	<b>(27,697)</b>	<b>-45%</b>	<b>89,511</b>
<b>Internally generated funds</b>	<b>12,745</b>	<b>26,085</b>	<b>43,209</b>	<b>956</b>	<b>8,405</b>	<b>18,308</b>	<b>(9,903)</b>	<b>-54%</b>	<b>43,209</b>
<b>Total Capital Funding</b>	<b>193,518</b>	<b>184,628</b>	<b>224,994</b>	<b>11,034</b>	<b>82,109</b>	<b>139,770</b>	<b>(57,661)</b>	<b>-41%</b>	<b>224,994</b>

### Financial Position

In terms of the Statement of Financial Position, the current ratio at the end of March 2025 is at 3.08: 1, compared to 3.09 : 1 at the end of June 2024.

### Cash flows

The municipality started the year with a positive cash balance of R676.7 million. The March closing balance is R929.9 million. Refer to Supporting Table SC9 for more details on the cash position. The commitments against cash are listed below

**Commitments against cash as at March 2025:**

Cash and cash equivalents	929,981,221
Commitments against cash:	
Unspent external loans	-2,882,107
Unspent rollover cash committed	1,874,298
Unspent conditional receipts	-35,262,636
Unspent conditional receipts (DBSA)	-105,087
Surplus cash committed for Capital Budget	-14,406,038
Creditors/suppliers	-6,063,983
Housing development fund	-3,228,164
Consumer deposits	-65,758,631
Retentions	-8,906,901
Self insurance fund	-24,554,093
External loan repayments (only for current year)	-99,827,540
Cash	<u>670,860,339</u>

**Debt Collection**

The collection rate gained traction during the Quarter 3 for the 2024/2025 financial year and at the end of March 2025 this stood at 98,61%, as compared to 96,13% on 30 June 2024.

Factors contributing to the increase in the collection rate include the increase in indigent households from 4715 in June 2024 to 5634 in March 2025.

**Allocations received (National & Provincial Grants)**

Grants totaling R63.8m were received during March 2025.

**Spending on Grants**

Spending on grants amounts to R21.1m for March 2025 which includes FMG, MIG, EPWP, WSIG, Municipal Disaster Grant, Resource funding for the establishment & support of Law Enforcement Rural Safety Unit, Title Deeds Restoration Grant, Community Library Grant, Maintenance & Construction of Transport Infrastructure, Financial Management Capability Grant and spending on Construction Contracts and Housing Grant (Capex).

**Material variances**

The table below summarises variances for projected revenue and expenditure.

WC032 Overstrand - Supporting Table SC1 Material variance explanations - M09 March			
Description	Variance	Reasons for material deviations	Remedial or corrective steps/remarks
<b>Revenue</b>	0.93%		
Operational Revenue	34.31%	Additional revenues for debt collection charges, development charges and Insurance refund	None required
<b>Expenditure By Type</b>	-2.88%		
<b>Capital Expenditure</b>	-41.25%	Capital Commitments=R86.1m	
<b>Financial Position</b>			
In order			
<b>Cash Flow</b>			
In order			

#### Total Revenue (including capital grants)

R thousand	Amended Budget	YearTD actual	% of Budget Received/Spent
Revenue	2,039,177	1,567,897	76.89%
Expenditure	2,042,734	1,337,495	65.48%
Surplus / (Deficit)	<b>(3,557)</b>	<b>230,402</b>	
Capital	224,994	82,109	36.49%

#### Total Revenue (excluding capital grants)

R thousand	Amended Budget	YearTD actual	% of Budget Received/Spent
Revenue	1,946,903	1,528,442	78.51%
Expenditure	2,042,734	1,337,495	65.48%
Surplus / (Deficit)	<b>(95,831)</b>	<b>190,947</b>	
Capital	224,994	82,109	36.49%

#### Performance in relation to SDBIP targets

See the comprehensive quarterly report included as Appendix 1 of this report.

#### Remedial or corrective steps

Refer to the SDBIP report.

#### In-year budget statement tables / ...

Table C1: s71 Monthly Budget Statement Summary

## WC032 Overstrand - Table C1 Monthly Budget Statement Summary - M09 March

Description	2023/24	Budget Year 2024/25							
	Audited Outcome	Original Budget	Adjusted Budget	Monthly Actual	YearTD Actual	YearTD Budget	YTD Variance	YTD Variance %	Full Year Forecast
<b>Financial Performance</b>									
Property rates	339,596	361,957	367,000	30,284	275,871	275,250	621	0%	367,000
Service charges	1,001,922	1,040,890	1,111,546	94,651	842,115	836,532	5,583	1%	1,111,546
Investment revenue	68,418	51,250	59,250	10,429	47,959	44,438	3,521	8%	59,250
Transfers and subsidies - Operational	191,359	190,368	199,300	51,419	193,888	193,888	-	-	199,300
Other own revenue	166,288	192,796	209,807	18,958	168,610	164,252	4,358	3%	209,807
<b>Total Revenue (excluding capital transfers and</b>	<b>1,767,584</b>	<b>1,837,261</b>	<b>1,946,903</b>	<b>205,741</b>	<b>1,528,442</b>	<b>1,514,359</b>	<b>14,083</b>	<b>1%</b>	<b>1,946,903</b>
Employee costs	522,688	586,260	592,474	41,640	399,159	413,364	(14,205)	-3%	592,544
Remuneration of Councillors	12,730	13,912	13,506	1,080	10,084	10,130	(46)	-0%	13,506
Depreciation and amortisation	153,790	158,441	158,441	13,203	118,831	118,831	-	-	158,441
Interest	48,571	49,814	49,814	1,040	25,949	25,949	-	-	49,814
Inventory consumed and bulk purchases	504,074	545,567	563,571	35,193	352,215	357,445	(5,230)	-1%	563,919
Transfers and subsidies	16,512	17,417	16,717	1,274	13,009	13,009	-	-	16,617
Other expenditure	494,436	572,798	648,212	42,979	418,248	438,464	(20,216)	-5%	647,893
<b>Total Expenditure</b>	<b>1,752,801</b>	<b>1,944,209</b>	<b>2,042,734</b>	<b>136,408</b>	<b>1,337,495</b>	<b>1,377,192</b>	<b>(39,697)</b>	<b>-3%</b>	<b>2,042,734</b>
<b>Surplus/(Deficit)</b>	<b>14,783</b>	<b>(106,948)</b>	<b>(95,831)</b>	<b>69,333</b>	<b>190,947</b>	<b>137,167</b>	<b>53,780</b>	<b>39%</b>	<b>(95,831)</b>
Transfers and subsidies - capital (monetary allocations)	92,977	65,533	88,616	4,961	39,455	39,455	-	-	88,616
Transfers and subsidies - capital (in-kind)	21,280	-	3,658	-	-	-	-	-	3,658
<b>Surplus/(Deficit) after capital transfers &amp; contributions</b>	<b>129,040</b>	<b>(41,415)</b>	<b>(3,557)</b>	<b>74,295</b>	<b>230,402</b>	<b>176,622</b>	<b>53,780</b>	<b>30%</b>	<b>(3,557)</b>
Share of surplus/ (deficit) of associate	-	-	-	-	-	-	-	-	-
Intercompany/Parent subsidiary transactions	-	-	-	-	-	-	-	-	-
<b>Surplus/ (Deficit) for the year</b>	<b>129,040</b>	<b>(41,415)</b>	<b>(3,557)</b>	<b>74,295</b>	<b>230,402</b>	<b>176,622</b>	<b>53,780</b>	<b>30%</b>	<b>(3,557)</b>
<b>Capital expenditure &amp; funds sources</b>									
<b>Capital expenditure</b>	<b>193,518</b>	<b>184,628</b>	<b>224,994</b>	<b>11,034</b>	<b>82,109</b>	<b>139,770</b>	<b>(57,661)</b>	<b>-41%</b>	<b>224,994</b>
Capital transfers recognised	114,260	65,533	92,274	4,961	39,455	59,516	(20,061)	-34%	92,274
Borrowing	66,513	93,010	89,511	5,116	34,248	61,946	(27,697)	-45%	89,511
Internally generated funds	12,745	26,085	43,209	956	8,405	18,308	(9,903)	-54%	43,209
<b>Total sources of capital funds</b>	<b>193,518</b>	<b>184,628</b>	<b>224,994</b>	<b>11,034</b>	<b>82,109</b>	<b>139,770</b>	<b>(57,661)</b>	<b>-41%</b>	<b>224,994</b>
<b>Financial position</b>									
Total current assets	959,320	829,027	899,548		1,114,684				899,548
Total non current assets	4,027,628	4,237,717	4,275,864		4,045,257				4,275,864
Total current liabilities	311,250	434,783	434,783		361,496				434,783
Total non current liabilities	713,869	661,193	661,193		610,361				661,193
<b>Community wealth/Equity</b>	<b>3,961,830</b>	<b>3,970,769</b>	<b>4,079,436</b>		<b>4,188,085</b>				<b>4,079,436</b>
<b>Cash flows</b>									
Net cash from (used) operating	211,450	141,341	206,650	99,781	372,326	371,489	(837)	-0%	206,650
Net cash from (used) investing	(176,913)	(189,608)	(214,712)	(11,449)	(85,844)	(85,844)	-	-	(214,712)
Net cash from (used) financing	(4,414)	7,795	7,795	(5,336)	(33,159)	(33,159)	-	-	7,795
<b>Cash/cash equivalents at the month/year end</b>	<b>676,658</b>	<b>660,378</b>	<b>676,391</b>	<b>-</b>	<b>929,981</b>	<b>929,145</b>	<b>(837)</b>	<b>-0%</b>	<b>676,391</b>
<b>Debtors &amp; creditors analysis</b>									
	0-30 Days	31-60 Days	61-90 Days	91-120 Days	121-150 Dys	151-180 Dys	181 Dys-1 Yr	Over 1Yr	Total
<b>Debtors Age Analysis</b>									
Total By Income Source	100,027	7,678	6,027	5,201	10,164	4,228	20,764	59,558	213,647
<b>Creditors Age Analysis</b>									
Total Creditors	6,064	-	-	-	-	-	-	-	6,064

**Table C2: Monthly Budget Statement – Financial Performance (standard classification)****WC032 Overstrand - Table C2 Monthly Budget Statement - Financial Performance (functional classification) - M09 March**

Description	2023/24	Budget Year 2024/25							
	Audited Outcome	Original Budget	Adjusted Budget	Monthly Actual	YearTD Actual	YearTD Budget	YTD Variance	YTD Variance	Full Year Forecast
<b>Revenue - Functional</b>								%	
<i>Governance and administration</i>	564,280	534,699	546,469	53,195	427,025	424,070	2,955	1%	546,469
Executive and council	106,420	91,905	77,625	8,735	77,540	77,542	(2)	0%	77,625
Finance and administration	457,860	442,794	468,844	44,460	349,484	346,527	2,957	1%	468,844
Internal audit	-	-	-	-	-	-	-	-	-
<i>Community and public safety</i>	159,424	193,553	218,751	17,230	158,772	155,595	3,177	2%	218,751
Community and social services	9,474	9,154	9,293	846	8,303	6,970	1,333	19%	9,293
Sport and recreation	18,510	24,504	27,744	1,696	19,562	17,524	2,038	12%	27,744
Public safety	(7,188)	61,852	70,323	5,878	53,548	53,742	(194)	0%	70,323
Housing	138,628	98,043	111,391	8,810	77,360	77,360	-	-	111,391
Health	-	-	-	-	-	-	-	-	-
<i>Economic and environmental services</i>	36,468	14,207	26,117	9,145	22,134	22,069	65	0%	26,117
Planning and development	21,179	12,358	15,389	1,722	11,983	12,542	(558)	-4%	15,389
Road transport	15,248	1,802	9,990	7,423	10,151	9,493	658	7%	9,990
Environmental protection	40	46	738	-	0	35	(35)	-100%	738
<i>Trading services</i>	1,121,669	1,160,336	1,247,841	131,133	959,966	952,080	7,885	1%	1,247,841
Energy sources	661,409	689,348	739,445	71,399	564,494	561,584	2,910	1%	739,445
Water management	206,017	204,493	227,242	27,667	176,883	174,431	2,452	1%	227,242
Waste water management	145,524	142,748	154,476	16,503	119,505	117,857	1,648	1%	154,476
Waste management	108,719	123,746	126,678	15,564	99,084	98,208	876	1%	126,678
<i>Other</i>	0	-	-	-	-	-	-	-	-
<b>Total Revenue - Functional</b>	<b>1,881,841</b>	<b>1,902,794</b>	<b>2,039,177</b>	<b>210,703</b>	<b>1,567,897</b>	<b>1,553,814</b>	<b>14,083</b>	<b>1%</b>	<b>2,039,177</b>
<b>Expenditure - Functional</b>									
<i>Governance and administration</i>	290,826	357,794	348,951	21,930	225,014	237,341	(12,327)	-5%	349,220
Executive and council	68,349	88,511	77,158	5,091	51,948	52,864	(917)	-2%	76,822
Finance and administration	219,138	264,137	267,277	16,527	170,118	181,085	(10,967)	-6%	267,882
Internal audit	3,339	5,145	4,517	312	2,948	3,391	(443)	-13%	4,517
<i>Community and public safety</i>	296,230	356,028	382,063	26,581	261,941	272,527	(10,585)	-4%	382,086
Community and social services	36,149	25,282	27,405	1,838	17,886	19,553	(1,668)	-9%	27,245
Sport and recreation	57,556	69,335	68,154	4,405	44,662	49,171	(4,509)	-9%	67,801
Public safety	92,802	169,928	199,781	13,065	128,427	132,835	(4,408)	-3%	200,216
Housing	109,723	91,482	86,724	7,272	70,967	70,967	-	-	86,824
Health	-	-	-	-	-	-	-	-	-
<i>Economic and environmental services</i>	204,094	223,838	227,637	16,342	154,645	158,555	(3,909)	-2%	227,345
Planning and development	48,212	58,410	57,083	3,409	36,642	39,117	(2,475)	-6%	56,781
Road transport	131,258	140,211	138,671	10,867	98,222	98,928	(706)	-1%	138,682
Environmental protection	24,623	25,218	31,882	2,066	19,781	20,509	(728)	-4%	31,882
<i>Trading services</i>	958,821	1,002,626	1,078,148	71,335	694,159	706,069	(11,910)	-2%	1,078,148
Energy sources	553,664	585,410	617,567	39,451	392,136	396,665	(4,530)	-1%	617,567
Water management	160,902	160,282	172,423	13,351	116,068	118,506	(2,438)	-2%	172,243
Waste water management	147,196	144,301	168,085	10,546	107,190	110,194	(3,004)	-3%	168,265
Waste management	97,059	112,633	120,073	7,987	78,766	80,704	(1,938)	-2%	120,073
<i>Other</i>	2,830	3,923	5,935	220	1,735	2,701	(966)	-36%	5,935
<b>Total Expenditure - Functional</b>	<b>1,752,801</b>	<b>1,944,209</b>	<b>2,042,734</b>	<b>136,408</b>	<b>1,337,495</b>	<b>1,377,192</b>	<b>(39,697)</b>	<b>-3%</b>	<b>2,042,734</b>
<b>Surplus/ (Deficit) for the year</b>	<b>129,040</b>	<b>(41,415)</b>	<b>(3,557)</b>	<b>74,295</b>	<b>230,402</b>	<b>176,622</b>	<b>53,780</b>	<b>30%</b>	<b>(3,557)</b>

This table reflects the operating budget (Financial Performance) in the standard classifications which are Functions and Sub-functions. These are used by National Treasury to assist in the compilation of national and international accounts for comparison purposes, regardless of the unique organisational structures used by the different institutions.

The main functional areas are Governance and administration; Community and public safety; Economic and environmental services; and Trading services.

It is for this reason that Financial Performance is reported in functional classification, Table C2, and by municipal vote, Table C3.

**Table C3: Monthly Budget Statement – Financial Performance (revenue and expenditure by municipal vote)**

WC032 Overstrand - Table C3 Monthly Budget Statement - Financial Performance (revenue and expenditure by municipal vote) - M09 March

Vote Description	2023/24	Budget Year 2024/25							
	Audited Outcome	Original Budget	Adjusted Budget	Monthly Actual	YearTD Actual	YearTD Budget	YTD Variance	YTD Variance %	Full Year Forecast
<b>R thousands</b>									
<b>Revenue by Vote</b>									
Vote 1 - Municipal Council	106,209	91,820	77,622	8,735	77,540	77,540	-		77,622
Vote 2 - Office of the Municipal Manager	-	-	1,931	263	762	1,448	(686)	-47.4%	1,931
Vote 3 - Corporate Services	1,492	1,364	1,464	111	550	1,098	(548)	-49.9%	1,464
Vote 4 - Financial Services	436,859	437,064	452,207	44,290	348,414	343,922	4,492	1.3%	452,207
Vote 5 - Infrastructure Services	1,275,677	1,260,015	1,370,156	147,352	1,047,322	1,040,326	6,997	0.7%	1,370,156
Vote 6 - Community Services	29,545	34,972	38,268	2,614	28,546	26,958	1,588	5.9%	38,268
Vote 7 - Municipal Public Safety	(7,188)	61,852	70,323	5,878	53,548	52,742	806	1.5%	70,323
Vote 8 - Planning and Development	39,248	15,707	27,206	1,460	11,215	9,780	1,434	14.7%	27,206
Vote 9 - Costing Services	-	-	-	-	-	-	-	-	-
Vote 10 - Main Ledger Services	-	-	-	-	-	-	-	-	-
<b>Total Revenue by Vote</b>	<b>1,881,841</b>	<b>1,902,794</b>	<b>2,039,177</b>	<b>210,703</b>	<b>1,567,897</b>	<b>1,553,814</b>	<b>14,083</b>	<b>0.9%</b>	<b>2,039,177</b>
<b>Expenditure by Vote</b>									
Vote 1 - Municipal Council	41,353	54,329	53,910	3,509	38,919	39,933	(1,013)	-2.5%	53,910
Vote 2 - Office of the Municipal Manager	14,201	25,593	30,559	1,575	15,241	17,819	(2,578)	-14.5%	30,559
Vote 3 - Corporate Services	56,963	72,318	76,578	4,726	48,705	50,933	(2,228)	-4.4%	76,578
Vote 4 - Financial Services	106,638	138,929	168,137	8,037	105,895	109,731	(3,836)	-3.5%	168,137
Vote 5 - Infrastructure Services	1,189,410	1,210,945	1,261,213	88,464	838,730	854,153	(15,423)	-1.8%	1,261,213
Vote 6 - Community Services	186,656	192,551	190,034	12,809	120,345	127,795	(7,450)	-5.8%	190,034
Vote 7 - Municipal Public Safety	94,947	175,704	191,120	12,773	123,958	128,400	(4,442)	-3.5%	191,120
Vote 8 - Planning and Development	62,634	73,840	71,184	4,515	45,702	48,430	(2,728)	-5.6%	71,184
Vote 9 - Costing Services	-	-	-	-	-	-	-	-	-
Vote 10 - Main Ledger Services	-	-	-	-	-	-	-	-	-
<b>Total Expenditure by Vote</b>	<b>1,752,801</b>	<b>1,944,209</b>	<b>2,042,734</b>	<b>136,408</b>	<b>1,337,495</b>	<b>1,377,192</b>	<b>(39,697)</b>	<b>-2.9%</b>	<b>2,042,734</b>
<b>Surplus/ (Deficit) for the year</b>	<b>129,040</b>	<b>(41,415)</b>	<b>(3,557)</b>	<b>74,295</b>	<b>230,402</b>	<b>176,622</b>	<b>53,780</b>	<b>30.4%</b>	<b>(3,557)</b>

The operating expenditure budget is approved by Council on the municipal vote level. The municipal votes reflect the organisational structure of the municipality which comprises the following directorates: Municipal Council; Office of the Municipal Manager; Corporate Services; Financial Services; Infrastructure Services; Community Services; Municipal Public Safety & Planning and Development.

Unauthorised expenditure by year-end would occur, either for the municipality as a whole if the adjusted budget for 'Total Expenditure by Vote' or if any of the individual budgets for any specific vote/s were overspent. During the financial year some of the figures are influenced by transactions that occur annually only.

**Table C4: Monthly Budget Statement – Financial Performance (revenue and expenditure)**

WC032 Overstrand - Table C4 Monthly Budget Statement - Financial Performance (revenue and expenditure) - M09 March

Description	2023/24	Budget Year 2024/25								
	R thousands	Audited Outcome	Original Budget	Adjusted Budget	Monthly Actual	YearTD Actual	YearTD Budget	YTD Variance	YTD Variance %	Full Year Forecast
<b>Revenue</b>										
<b>Exchange Revenue</b>	1,238,725	1,228,287	1,305,576	118,738	1,010,633	997,874	12,758	1%	1,305,576	
Service charges - Electricity	607,716	636,747	679,000	54,295	511,690	509,250	2,440	0%	679,000	
Service charges - Water	182,282	176,718	197,000	20,136	153,130	150,623	2,507	2%	197,000	
Service charges - Waste Water Management	114,193	118,479	126,600	11,239	95,782	94,950	832	1%	126,600	
Service charges - Waste management	97,731	108,946	108,946	8,981	81,512	81,709	(197)	0%	108,946	
Sale of Goods and Rendering of Services	131,093	102,760	97,788	9,004	87,284	87,284	-	-	97,788	
Agency services	6,599	7,103	7,103	549	5,399	5,327	72	1%	7,103	
Interest	215	0	0	-	-	-	-	-	0	
Interest earned from Receivables	10,299	9,400	11,500	986	8,834	8,625	208	2%	11,500	
Interest earned from Current and Non Current Assets	68,418	51,250	59,250	10,429	47,959	44,438	3,521	8%	59,250	
Dividends	-	-	-	-	-	-	-	-	-	
Rent on Land	2,704	1,889	1,889	71	681	681	-	-	1,889	
Rental from Fixed Assets	5,583	5,676	7,176	711	6,149	5,681	468	8%	7,176	
Licence and permits	923	779	779	112	834	834	-	-	779	
Operational Revenue	10,968	8,539	8,544	2,225	11,379	8,473	2,907	34%	8,544	
<b>Non-Exchange Revenue</b>	528,859	608,974	641,328	87,003	517,809	516,485	1,324	0%	641,328	
Property rates	339,596	361,957	367,000	30,284	275,871	275,250	621	0%	367,000	
Surcharges and Taxes	-	-	-	-	-	-	-	-	-	
Fines, penalties and forfeits	(22,970)	44,889	52,460	4,652	40,033	39,345	688	2%	52,460	
Licence and permits	2,008	2,000	2,000	140	1,439	1,433	6	0%	2,000	
Transfer and subsidies - Operational	191,359	190,368	199,300	51,419	193,888	193,888	-	-	199,300	
Interest	2,186	2,110	2,110	172	1,592	1,583	10	1%	2,110	
Fuel Levy	-	-	-	-	-	-	-	-	-	
Operational Revenue	-	-	-	-	-	-	-	-	-	
Gains on disposal of Assets	-	-	10,807	-	-	-	-	-	10,807	
Other Gains	16,679	7,650	7,650	336	4,986	4,986	-	-	7,650	
Discontinued Operations	-	-	-	-	-	-	-	-	-	
<b>Total Revenue (excluding capital transfers and</b>	<b>1,767,584</b>	<b>1,837,261</b>	<b>1,946,903</b>	<b>205,741</b>	<b>1,528,442</b>	<b>1,514,359</b>	<b>14,083</b>	<b>1%</b>	<b>1,946,903</b>	
<b>Expenditure By Type</b>										
Employee related costs	522,688	586,260	592,474	41,640	399,159	413,364	(14,205)	-3%	592,544	
Remuneration of councillors	12,730	13,912	13,506	1,080	10,084	10,130	(46)	0%	13,506	
Bulk purchases - electricity	444,223	484,477	499,605	32,855	317,945	320,131	(2,187)	-1%	499,605	
Inventory consumed	59,851	61,091	63,966	2,338	34,270	37,314	(3,044)	-8%	64,314	
Debt impairment	(12,141)	53,394	67,400	5,617	50,550	50,550	-	-	67,400	
Depreciation and amortisation	153,790	158,441	158,441	13,203	118,831	118,831	-	-	158,441	
Interest	48,571	49,814	49,814	1,040	25,949	25,949	-	-	49,814	
Contracted services	293,270	316,348	343,792	24,481	202,202	214,870	(12,669)	-6%	342,954	
Transfers and subsidies	16,512	17,417	16,717	1,274	13,009	13,009	-	-	16,617	
Irrecoverable debts written off	30,884	10,709	47,709	-	31,061	31,061	-	-	47,709	
Operational costs	181,848	192,346	189,310	12,881	134,435	141,982	(7,548)	-5%	189,830	
Losses on Disposal of Assets	514	-	-	-	-	-	-	-	-	
Other Losses	60	-	-	-	-	-	-	-	-	
<b>Total Expenditure</b>	<b>1,752,801</b>	<b>1,944,209</b>	<b>2,042,734</b>	<b>136,408</b>	<b>1,337,495</b>	<b>1,377,192</b>	<b>(39,697)</b>	<b>-3%</b>	<b>2,042,734</b>	
<b>Surplus/(Deficit)</b>	<b>14,783</b>	<b>(106,948)</b>	<b>(95,831)</b>	<b>69,333</b>	<b>190,947</b>	<b>137,167</b>	<b>53,780</b>	<b>0</b>	<b>(95,831)</b>	
Transfers and subsidies - capital (monetary allocations)	92,977	65,533	88,616	4,961	39,455	39,455	-	-	88,616	
Transfers and subsidies - capital (in-kind)	21,280	-	3,658	-	-	-	-	-	3,658	
<b>Surplus/(Deficit) after capital transfers &amp; contributions</b>	<b>129,040</b>	<b>(41,415)</b>	<b>(3,557)</b>	<b>74,295</b>	<b>230,402</b>	<b>176,622</b>			<b>(3,557)</b>	
Income Tax	-	-	-	-	-	-	-	-	-	
<b>Surplus/(Deficit) after income tax</b>	<b>129,040</b>	<b>(41,415)</b>	<b>(3,557)</b>	<b>74,295</b>	<b>230,402</b>	<b>176,622</b>			<b>(3,557)</b>	
Share of Surplus/Deficit attributable to Joint Venture	-	-	-	-	-	-	-	-	-	
Share of Surplus/Deficit attributable to Minorities	-	-	-	-	-	-	-	-	-	
<b>Surplus/(Deficit) attributable to municipality</b>	<b>129,040</b>	<b>(41,415)</b>	<b>(3,557)</b>	<b>74,295</b>	<b>230,402</b>	<b>176,622</b>			<b>(3,557)</b>	
Share of Surplus/Deficit attributable to Associate	-	-	-	-	-	-	-	-	-	
Intercompany/Parent subsidiary transactions	-	-	-	-	-	-	-	-	-	
<b>Surplus/ (Deficit) for the year</b>	<b>129,040</b>	<b>(41,415)</b>	<b>(3,557)</b>	<b>74,295</b>	<b>230,402</b>	<b>176,622</b>			<b>(3,557)</b>	

The annual revenue budget is approved as 'Revenue by Source'. The Year-to-Date actual revenue is 0.93% above the YTD budget projections.

Current expenditure is 2.88% below YTD budget projections for March 2025.

**Table C5: Monthly Budget Statement - Capital Expenditure (municipal vote, standard classification and funding)**

**WC032 Overstrand - Table C5 Monthly Budget Statement - Capital Expenditure (municipal vote, functional classification and funding) - M09 March**

Vote Description	2023/24	Budget Year 2024/25							
	Audited Outcome	Original Budget	Adjusted Budget	Monthly Actual	YearTD Actual	YearTD Budget	YTD Variance	YTD Variance %	Full Year Forecast
<b>R thousands</b>									
<b>Multi-Year expenditure appropriation</b>									
Vote 1 - Municipal Council	-	-	-	-	-	-	-	-	-
Vote 2 - Office of the Municipal Manager	-	-	-	-	-	-	-	-	-
Vote 3 - Corporate Services	588	765	1,081	6	613	812	(199)	-25%	1,081
Vote 4 - Financial Services	10	1,560	2,175	21	1,035	1,381	(346)	-25%	2,175
Vote 5 - Infrastructure Services	170,843	154,385	174,773	10,086	67,675	121,283	(53,608)	-44%	174,773
Vote 6 - Community Services	-	735	335	-	123	251	(128)	-51%	335
Vote 7 - Municipal Public Safety	161	1,300	1,300	-	918	900	18	2%	1,300
Vote 8 - Planning and Development	6,170	30	30	-	19	23	(3)	-14%	30
Vote 9 - Costing Services	-	-	-	-	-	-	-	-	-
Vote 10 - Main Ledger Services	-	-	-	-	-	-	-	-	-
<b>Total Capital Multi-year expenditure</b>	<b>177,772</b>	<b>158,775</b>	<b>179,694</b>	<b>10,113</b>	<b>70,383</b>	<b>124,650</b>	<b>(54,267)</b>	<b>-44%</b>	<b>179,694</b>
<b>Single Year expenditure appropriation</b>									
Vote 1 - Municipal Council	-	-	-	-	-	-	-	-	-
Vote 2 - Office of the Municipal Manager	7	465	15	-	-	11	(11)	-100%	15
Vote 3 - Corporate Services	6,362	2,200	1,884	-	1,884	1,413	471	33%	1,884
Vote 4 - Financial Services	-	5,650	19,816	-	1,129	3,650	(2,521)	-69%	19,816
Vote 5 - Infrastructure Services	115	14,689	17,361	654	8,445	8,421	24	0%	17,361
Vote 6 - Community Services	7,112	1,000	4,674	-	-	750	(750)	-100%	4,674
Vote 7 - Municipal Public Safety	2,150	1,850	1,550	268	268	875	(607)	-69%	1,550
Vote 8 - Planning and Development	-	-	-	-	-	-	-	-	-
Vote 9 - Costing Services	-	-	-	-	-	-	-	-	-
Vote 10 - Main Ledger Services	-	-	-	-	-	-	-	-	-
<b>Total Capital single-year expenditure</b>	<b>15,746</b>	<b>25,854</b>	<b>45,299</b>	<b>921</b>	<b>11,725</b>	<b>15,120</b>	<b>(3,394)</b>	<b>-22%</b>	<b>45,299</b>
<b>Total Capital Expenditure</b>	<b>193,518</b>	<b>184,628</b>	<b>224,994</b>	<b>11,034</b>	<b>82,109</b>	<b>139,770</b>	<b>(57,661)</b>	<b>-41%</b>	<b>224,994</b>
<b>Capital Expenditure - Functional Classification</b>									
<b>Governance and administration</b>	<b>6,967</b>	<b>3,490</b>	<b>3,155</b>	<b>26</b>	<b>2,538</b>	<b>2,367</b>	<b>171</b>	<b>7%</b>	<b>3,155</b>
Executive and council	7	520	70	-	-	39	(39)	-100%	70
Finance and administration	6,960	2,970	3,085	26	2,538	2,329	209	9%	3,085
Internal audit	-	-	-	-	-	-	-	-	-
<b>Community and public safety</b>	<b>43,100</b>	<b>32,711</b>	<b>56,954</b>	<b>2,634</b>	<b>16,272</b>	<b>34,965</b>	<b>(18,693)</b>	<b>-53%</b>	<b>56,954</b>
Community and social services	1,371	2,235	1,351	-	123	1,001	(878)	-88%	1,351
Sport and recreation	5,741	13,397	17,509	549	5,064	7,806	(2,741)	-35%	17,509
Public safety	2,310	3,950	6,650	268	1,818	2,575	(757)	-29%	6,650
Housing	33,678	13,129	31,444	1,817	9,267	23,583	(14,316)	-61%	31,444
Health	-	-	-	-	-	-	-	-	-
<b>Economic and environmental services</b>	<b>17,926</b>	<b>3,277</b>	<b>7,475</b>	<b>214</b>	<b>2,938</b>	<b>3,469</b>	<b>(531)</b>	<b>-15%</b>	<b>7,475</b>
Planning and development	6,170	975	2,875	139	276	1,181	(906)	-77%	2,875
Road transport	11,755	2,302	4,600	75	2,663	2,288	375	16%	4,600
Environmental protection	-	-	-	-	-	-	-	-	-
<b>Trading services</b>	<b>125,525</b>	<b>145,151</b>	<b>157,410</b>	<b>8,159</b>	<b>60,360</b>	<b>98,969</b>	<b>(38,609)</b>	<b>-39%</b>	<b>157,410</b>
Energy sources	49,583	53,461	51,031	1,128	19,216	36,086	(16,870)	-47%	51,031
Water management	29,092	43,575	42,775	3,820	13,573	26,782	(13,209)	-49%	42,775
Waste water management	46,735	45,534	58,723	3,212	27,549	35,555	(8,007)	-23%	58,723
Waste management	115	2,580	4,880	-	22	546	(524)	-96%	4,880
Other	-	-	-	-	-	-	-	-	-
<b>Total Capital Expenditure - Functional Classification</b>	<b>193,518</b>	<b>184,628</b>	<b>224,994</b>	<b>11,034</b>	<b>82,109</b>	<b>139,770</b>	<b>(57,661)</b>	<b>-41%</b>	<b>224,994</b>
<b>Funded by:</b>									
National Government	59,150	52,299	55,951	3,144	30,188	35,881	(5,693)	-16%	55,951
Provincial Government	33,827	13,129	32,560	1,817	9,267	23,583	(14,316)	-61%	32,560
District Municipality	-	-	-	-	-	-	-	-	-
Transfers and subsidies - capital (monetary allocations) (Nat/ Prov Departm.Agenies, Households, Non-profit Institutions, Private Enterprises, Public Corporatbns, Higher Educ Institutions)	21,282	105	3,763	-	-	53	(53)	-100%	3,763
<b>Transfers recognised - capital</b>	<b>114,260</b>	<b>65,533</b>	<b>92,274</b>	<b>4,961</b>	<b>39,455</b>	<b>59,516</b>	<b>(20,061)</b>	<b>-34%</b>	<b>92,274</b>
Borrowing	66,513	93,010	89,511	5,116	34,248	61,946	(27,697)	-45%	89,511
Internally generated funds	12,745	26,085	43,209	956	8,405	18,308	(9,903)	-54%	43,209
<b>Total Capital Funding</b>	<b>193,518</b>	<b>184,628</b>	<b>224,994</b>	<b>11,034</b>	<b>82,109</b>	<b>139,770</b>	<b>(57,661)</b>	<b>-41%</b>	<b>224,994</b>

Capital expenditure is 41.25% below the Year-to-Date budget projections. Refer to the table on page 29 for the implementation status of the Top 10 Capital Projects.

Table C6: Monthly Budget Statement - Financial Position

## WC032 Overstrand - Table C6 Monthly Budget Statement - Financial Position - M09 March

Description	2023/24	Budget Year 2024/25			
	Audited Outcome	Original Budget	Adjusted Budget	YearTD Actual	Full Year Forecast
<b>R thousands</b>					
<b>ASSETS</b>					
<b>Current assets</b>					
Cash and cash equivalents	676,658	660,378	676,391	929,981	676,391
Trade and other receivables from exchange transactions	153,598	76,747	123,982	113,080	123,982
Receivables from non-exchange transactions	52,959	33,832	41,105	24,892	41,105
Current portion of non-current receivables	-	-	-	-	-
Inventory	15,711	11,199	11,199	12,713	11,199
VAT	14,019	1,783	1,783	(9,514)	1,783
Other current assets	46,375	45,087	45,087	43,532	45,087
<b>Total current assets</b>	<b>959,320</b>	<b>829,027</b>	<b>899,548</b>	<b>1,114,684</b>	<b>899,548</b>
<b>Non current assets</b>					
Investments	31,415	84,471	84,471	85,766	84,471
Investment property	164,436	150,336	150,336	164,436	150,336
Property, plant and equipment	3,713,687	3,880,112	3,918,559	3,676,965	3,918,959
Biological assets	415	-	-	-	-
Living and non-living resources	-	1,106	806	415	406
Heritage assets	109,625	114,055	114,055	109,625	114,055
Intangible assets	8,050	7,637	7,637	8,050	7,637
Trade and other receivables from exchange transactions	-	-	-	-	-
Non-current receivables from non-exchange transactions	-	-	-	-	-
Other non-current assets	-	-	-	-	-
<b>Total non current assets</b>	<b>4,027,628</b>	<b>4,237,717</b>	<b>4,275,864</b>	<b>4,045,257</b>	<b>4,275,864</b>
<b>TOTAL ASSETS</b>	<b>4,986,948</b>	<b>5,066,744</b>	<b>5,175,412</b>	<b>5,159,941</b>	<b>5,175,412</b>
<b>LIABILITIES</b>					
<b>Current liabilities</b>					
Bank overdraft	-	-	-	-	-
Financial liabilities	50,444	154,566	154,566	154,566	154,566
Consumer deposits	69,338	58,712	58,712	65,759	58,712
Trade and other payables from exchange transactions	133,784	158,403	158,403	50,625	158,403
Trade and other payables from non-exchange transactions	5,342	-	-	35,368	-
Provision	45,659	53,093	53,093	42,720	59,736
VAT	-	3,365	3,365	10,665	3,365
Other current liabilities	6,683	6,643	6,643	1,794	-
<b>Total current liabilities</b>	<b>311,250</b>	<b>434,783</b>	<b>434,783</b>	<b>361,496</b>	<b>434,783</b>
<b>Non current liabilities</b>					
Financial liabilities	421,513	331,786	331,786	287,812	331,786
Provision	172,518	188,240	188,240	187,688	188,240
Long term portion of trade payables	-	-	-	-	-
Other non-current liabilities	119,837	141,167	141,167	134,860	141,167
<b>Total non current liabilities</b>	<b>713,869</b>	<b>661,193</b>	<b>661,193</b>	<b>610,361</b>	<b>661,193</b>
<b>TOTAL LIABILITIES</b>	<b>1,025,118</b>	<b>1,095,976</b>	<b>1,095,976</b>	<b>971,857</b>	<b>1,095,976</b>
<b>NET ASSETS</b>	<b>3,961,830</b>	<b>3,970,769</b>	<b>4,079,436</b>	<b>4,188,085</b>	<b>4,079,436</b>
<b>COMMUNITY WEALTH/EQUITY</b>					
Accumulated Surplus/(Deficit)	3,958,602	3,967,539	4,076,207	4,184,857	4,076,207
Reserves and funds	3,228	3,230	3,230	3,228	3,230
Other	-	-	-	-	-
<b>TOTAL COMMUNITY WEALTH/EQUITY</b>	<b>3,961,830</b>	<b>3,970,769</b>	<b>4,079,436</b>	<b>4,188,085</b>	<b>4,079,436</b>

The statement of financial position is in line with expectations for the financial year.

Table C7: Monthly Budget Statement - Cash Flow

WC032 Overstrand - Table C7 Monthly Budget Statement - Cash Flow - M09 March

Description	2023/24	Budget Year 2024/25							
	R thousands Audited Outcome	Original Budget	Adjusted Budget	Monthly Actual	YearTD Actual	YearTD Budget	YTD Variance	YTD Variance	Full Year Forecast
<b>CASH FLOW FROM OPERATING ACTIVITIES</b>								%	
<b>Receipts</b>									
Property rates	331,408	358,095	362,295	35,125	287,172	286,817	355	0%	362,295
Service charges	933,715	1,032,355	1,102,689	102,692	843,887	843,557	329	0%	1,102,689
Other revenue	148,838	120,379	120,379	11,698	173,399	173,399	-		120,379
Transfers and Subsidies - Operational	186,843	190,368	201,918	50,241	199,116	199,116	-		201,918
Transfers and Subsidies - Capital	96,616	65,533	92,274	13,351	64,252	64,252	-		92,274
Interest	81,119	51,250	51,250	11,587	58,384	58,384	-		51,250
Dividends	-	-	-	-	-	-	-		-
<b>Payments</b>									
Suppliers and employees	(1,501,927)	(1,609,408)	(1,656,924)	(122,599)	(1,214,926)	(1,215,078)	(152)	0%	(1,656,924)
Interest	(48,571)	(49,814)	(49,814)	(1,040)	(25,949)	(25,949)	-		(49,814)
Transfers and Subsidies	(16,590)	(17,417)	(17,417)	(1,274)	(13,009)	(13,009)	-		(17,417)
<b>NET CASH FROM/(USED) OPERATING ACTIVITIES</b>	<b>211,450</b>	<b>141,341</b>	<b>206,650</b>	<b>99,781</b>	<b>372,326</b>	<b>371,489</b>	<b>(837)</b>	<b>0%</b>	<b>206,650</b>
<b>CASH FLOWS FROM INVESTING ACTIVITIES</b>									
<b>Receipts</b>									
Proceeds on disposal of PPE	302	-	13,043	-	-	-	-		13,043
Decrease (increase) in non-current receivables	-	-	-	-	-	-	-		-
Decrease (increase) in non-current investments	(4,980)	(4,980)	(4,980)	(415)	(3,735)	(3,735)	-		(4,980)
<b>Payments</b>									
Capital assets	(172,235)	(184,628)	(222,775)	(11,034)	(82,109)	(82,109)	-		(222,775)
<b>NET CASH FROM/(USED) INVESTING ACTIVITIES</b>	<b>(176,913)</b>	<b>(189,608)</b>	<b>(214,712)</b>	<b>(11,449)</b>	<b>(85,844)</b>	<b>(85,844)</b>	<b>-</b>		<b>(214,712)</b>
<b>CASH FLOWS FROM FINANCING ACTIVITIES</b>									
<b>Receipts</b>									
Short term loans	-	-	-	-	-	-	-		-
Borrowing long term/refinancing	50,000	65,000	65,000	-	-	-	-		65,000
Increase (decrease) in consumer deposits	3,535	(6,600)	(6,600)	(3,638)	(3,580)	(3,580)	-		(6,600)
<b>Payments</b>									
Repayment of borrowing	(57,949)	(50,605)	(50,605)	(1,698)	(29,579)	(29,579)	-		(50,605)
<b>NET CASH FROM/(USED) FINANCING ACTIVITIES</b>	<b>(4,414)</b>	<b>7,795</b>	<b>7,795</b>	<b>(5,336)</b>	<b>(33,159)</b>	<b>(33,159)</b>	<b>-</b>		<b>7,795</b>
<b>NET INCREASE/ (DECREASE) IN CASH HELD</b>	<b>30,123</b>	<b>(40,473)</b>	<b>(267)</b>	<b>82,996</b>	<b>253,324</b>	<b>252,487</b>			<b>(267)</b>
Cash/cash equivalents at beginning:	646,535	700,851	676,658		676,658	676,658			676,658
Cash/cash equivalents at month/year end:	676,658	660,378	676,391		929,981	929,145			676,391

Table C7 balances to the current Cash balance, shown in the 'YTD actual' column, which is R 929.9 million.

The municipality started the year with a positive cash balance of R676.7 million. The March closing balance is R929.9 million. Refer to Supporting Table SC9 for more details on the cash position.

## Supporting Table SC9: Monthly Budget Statement – Actual & revised targets for cash receipts & cash flows

WC032 Overstrand - Supporting Table SC9 Monthly Budget Statement - actuals and revised targets for cash receipts - M09 March

Description	Budget Year 2024/25												2024/25 Medium Term Revenue & Expenditure Framework		
	July Outcome	August Outcome	September Outcome	October Outcome	November Outcome	December Outcome	January Outcome	February Outcome	March Outcome	April Budget	May Budget	June Budget	Budget Year 2024/25	Budget Year +1 2025/26	Budget Year +2 2026/27
<b>R thousands</b>															
<b>Cash Receipts By Source</b>															
Property rates	32,529	28,890	35,059	33,198	30,727	27,422	36,525	27,697	35,125	-	-	-	358,095	379,864	402,353
Service charges - electricity revenue	55,412	58,426	57,562	57,278	59,935	55,217	57,709	53,024	55,900	-	-	-	635,836	674,809	715,297
Service charges - water revenue	15,630	13,316	12,722	4,910	24,018	15,715	19,591	18,556	24,996	-	-	-	173,408	184,131	195,179
Service charges - Waste Water Management	9,962	8,975	8,915	15,812	11,233	10,154	13,497	10,689	12,138	-	-	-	116,232	122,943	130,351
Service charges - Waste Management	8,416	8,217	8,915	9,448	9,846	9,524	10,732	7,840	9,658	-	-	-	106,878	113,970	120,777
Rental of facilities and equipment	476	772	540	834	663	717	803	851	798	-	-	-	7,565	8,016	8,494
Interest earned - external investments	2,972	2,098	7,966	4,654	2,191	2,707	12,355	2,588	10,429	-	-	-	51,250	51,915	52,593
Interest earned - outstanding debtors	1,006	1,171	1,270	1,319	1,167	1,047	1,146	1,143	1,158	-	-	-	-	-	-
Dividends received	-	-	-	-	-	-	-	-	-	-	-	-	-	-	-
Fines, penalties and forfeits	3,658	3,746	3,871	3,737	3,813	3,781	8,386	4,389	4,662	-	-	-	2,489	39	(2,558)
Licences and permits	203	249	233	250	216	241	360	268	252	-	-	-	2,779	2,946	3,122
Agency services	549	567	705	661	634	480	677	577	549	-	-	-	7,103	7,529	7,981
Transfers and Subsidies - Operational	81,355	2,174	0	2,869	1,069	56,265	2,869	2,274	50,241	-	-	-	190,368	199,421	210,978
Other revenue	30,828	25,424	6,697	20,592	16,503	14,569	(2,182)	7,337	6,342	-	-	-	100,443	72,811	39,409
<b>Cash Receipts by Source</b>	<b>242,997</b>	<b>154,025</b>	<b>144,454</b>	<b>155,560</b>	<b>162,017</b>	<b>197,837</b>	<b>162,468</b>	<b>137,233</b>	<b>212,239</b>	<b>-</b>	<b>-</b>	<b>-</b>	<b>1,752,447</b>	<b>1,818,395</b>	<b>1,883,976</b>
<b>Other Cash Flows by Source</b>															
Transfers and subsidies - capital (monetary allocations) (National /	4,904	4,999	-	6,238	14,952	10,121	(0)	9,687	13,351	-	-	-	65,533	47,910	46,734
Transfers and subsidies - capital (monetary allocations) (Nat/ Prov	-	-	-	-	-	-	-	-	-	-	-	-	-	-	-
Proceeds on Disposal of Fixed and Intangible Assets	-	-	-	-	-	-	-	-	-	-	-	-	-	-	-
Short term loans	-	-	-	-	-	-	-	-	-	-	-	-	-	-	-
Borrowing long term/refinancing	-	-	-	-	-	-	-	-	-	-	-	-	65,000	90,000	70,000
Increase (decrease) in consumer deposits	862	1,499	1,024	168	(656)	42	238	(3,126)	(3,638)	-	-	-	(6,600)	(2,000)	(2,000)
VAT Control (receipts)	-	-	-	-	-	-	-	(4,157)	(895)	-	-	-	-	-	-
Decrease (increase) in non-current receivables	-	-	-	-	-	-	-	-	-	-	-	-	(4,980)	87,782	-
Decrease (increase) in non-current investments	(415)	(415)	(415)	(415)	(415)	(415)	(415)	(415)	(415)	-	-	-	-	-	-
<b>Total Cash Receipts by Source</b>	<b>248,348</b>	<b>160,108</b>	<b>145,063</b>	<b>161,551</b>	<b>175,898</b>	<b>207,585</b>	<b>162,291</b>	<b>139,223</b>	<b>220,640</b>	<b>-</b>	<b>-</b>	<b>-</b>	<b>1,871,400</b>	<b>2,042,088</b>	<b>1,998,710</b>
<b>Cash Payments by Type</b>															
Employee related costs	33,911	48,170	42,640	40,795	62,150	41,478	44,788	41,041	40,692	-	-	-	571,607	595,175	634,879
Remuneration of councillors	1,061	1,061	1,061	2,081	1,092	1,242	1,116	291	1,080	-	-	-	13,912	14,488	15,086
Interest	-	350	686	-	473	22,482	-	918	1,040	-	-	-	49,814	51,810	46,707
Bulk purchases - Electricity	18	62,864	44,941	35,577	35,480	34,136	36,076	35,998	32,855	-	-	-	484,477	523,235	565,093
Acquisitions - water & other inventory	897	3,395	5,253	4,817	4,038	6,379	1,725	5,427	2,338	-	-	-	61,092	73,043	73,524
Contracted services	938	22,237	20,620	24,577	21,642	34,398	24,431	28,877	24,481	-	-	-	316,348	334,743	351,451
Transfers and subsidies - other municipalities	-	-	-	-	-	-	-	-	-	-	-	-	-	-	-
Transfers and subsidies - other	1,236	1,239	3,022	1,236	1,112	1,359	1,236	1,297	1,274	-	-	-	17,417	16,650	17,309
Other expenditure	83,224	56,686	837	13,323	50,195	20,279	2,087	8,792	21,153	-	-	-	161,974	122,680	109,445
<b>Cash Payments by Type</b>	<b>121,285</b>	<b>196,001</b>	<b>119,061</b>	<b>122,405</b>	<b>176,182</b>	<b>161,753</b>	<b>111,458</b>	<b>122,641</b>	<b>124,912</b>	<b>-</b>	<b>-</b>	<b>-</b>	<b>1,676,639</b>	<b>1,731,825</b>	<b>1,813,493</b>
<b>Other Cash Flows/Payments by Type</b>															
Capital assets	761	1,729	8,376	8,402	22,551	15,441	5,120	8,693	11,034	-	-	-	184,628	137,910	116,734
Repayment of borrowing	-	1,244	6,007	-	1,368	17,919	-	1,343	1,698	-	-	-	50,605	154,566	61,170
Other Cash Flows/Payments	-	-	-	-	-	-	-	-	-	-	-	-	-	-	-
<b>Total Cash Payments by Type</b>	<b>122,046</b>	<b>198,975</b>	<b>133,444</b>	<b>130,807</b>	<b>200,101</b>	<b>195,113</b>	<b>116,578</b>	<b>132,677</b>	<b>137,644</b>	<b>-</b>	<b>-</b>	<b>-</b>	<b>1,911,873</b>	<b>2,024,301</b>	<b>1,991,397</b>
<b>NET INCREASE/(DECREASE) IN CASH HELD</b>	<b>126,302</b>	<b>(38,867)</b>	<b>11,620</b>	<b>30,745</b>	<b>(24,203)</b>	<b>12,472</b>	<b>45,713</b>	<b>6,546</b>	<b>82,996</b>	<b>-</b>	<b>-</b>	<b>-</b>	<b>(40,473)</b>	<b>17,787</b>	<b>7,313</b>
Cash/cash equivalents at the monthly year beginning:	676,658	802,960	764,094	775,713	806,458	782,255	794,727	840,439	846,965	929,981	929,981	929,981	676,658	636,185	653,971
Cash/cash equivalents at the monthly year end:	802,960	764,094	775,713	806,458	782,255	794,727	840,439	846,965	929,981	929,981	929,981	929,981	636,185	653,971	661,284

This supporting table gives details of information summarised in Table C7.

## PART 2 – SUPPORTING DOCUMENTATION

## Debtors' analysis

## Supporting Table SC3 Debtors' age analysis

(This table represents the debtors billing system representing the state of all debtors, including payments received in advance)

WC032 Overstrand - Supporting Table SC3 Monthly Budget Statement - aged debtors - M09 March

Description	NT Code	Budget Year 2024/25										Actual Bad Debts Written Off against Debtors	Impairment - Bad Debts i.o Council Policy
		0-30 Days	31-60 Days	61-90 Days	91-120 Days	121-150 Dys	151-180 Dys	181 Dys-1 Yr	Over 1Yr	Total	Total over 90 days		
R thousands													
<b>Debtors Age Analysis By Income Source</b>													
Trade and Other Receivables from Exchange Transactions - Water	1200	29,971	1,812	1,265	962	6,180	775	3,613	7,491	52,070	19,022	-	-
Trade and Other Receivables from Exchange Transactions - Electricity	1300	35,408	2,557	1,967	1,642	1,579	1,238	5,343	11,079	60,813	20,880	-	-
Receivables from Non-exchange Transactions - Property Rates	1400	28,015	760	531	458	408	378	2,145	6,998	39,692	10,387	-	-
Receivables from Exchange Transactions - Waste Water Management	1500	14,388	934	734	627	577	495	2,109	4,873	24,737	8,680	-	-
Receivables from Exchange Transactions - Waste Management	1600	11,981	851	735	646	571	486	2,277	5,107	22,654	9,087	-	-
Receivables from Exchange Transactions - Property Rental Debtors	1700	841	82	76	72	22	18	81	307	1,501	501	-	-
Interest on Arrear Debtor Accounts	1810	978	198	191	196	239	227	1,608	16,988	20,624	19,257	-	-
Recoverable unauthorised, irregular, fruitless and wasteful expenditure	1820	-	-	-	-	-	-	-	-	-	-	-	-
Other	1900	(21,556)	484	528	597	589	612	3,587	6,714	(8,444)	12,099	-	-
<b>Total By Income Source</b>	<b>2000</b>	<b>100,027</b>	<b>7,678</b>	<b>6,027</b>	<b>5,201</b>	<b>10,164</b>	<b>4,228</b>	<b>20,764</b>	<b>59,558</b>	<b>213,647</b>	<b>99,915</b>	<b>-</b>	<b>-</b>
<b>2023/24 - totals only</b>		<b>100,856</b>	<b>7,933</b>	<b>5,576</b>	<b>5,033</b>	<b>4,392</b>	<b>3,822</b>	<b>18,695</b>	<b>58,629</b>	<b>204,937</b>	<b>90,571</b>		
<b>Debtors Age Analysis By Customer Group</b>													
Organs of State	2200	1,094	80	53	56	82	73	702	2,792	4,933	3,706	-	-
Commercial	2300	3,825	136	53	73	69	72	912	2,647	7,786	3,772	-	-
Households	2400	96,646	7,460	5,914	5,067	10,008	4,078	19,126	53,819	202,121	92,101	-	-
Other	2500	(1,538)	2	7	5	5	5	21	300	(1,193)	337	-	-
<b>Total By Customer Group</b>	<b>2600</b>	<b>100,027</b>	<b>7,678</b>	<b>6,027</b>	<b>5,201</b>	<b>10,164</b>	<b>4,228</b>	<b>20,764</b>	<b>59,558</b>	<b>213,647</b>	<b>99,915</b>	<b>-</b>	<b>-</b>

The debtors' 12-month rolling average payment rate is 98,61% at the end of March 2025.

## Summary of Indigent Households

	Indigent Households	Other Households	Total Households	
<b>2024</b>				
July	4,026	33,727	37,753	10.66%
August	4,436	33,915	38,351	11.57%
September	4,768	33,828	38,596	12.35%
October	4,999	33,615	38,614	12.95%
November	5,403	33,323	38,726	13.95%
December	5,535	33,439	38,974	14.20%
<b>2025</b>				
January	5,529	33,447	38,976	14.19%
February	5,880	33,374	39,254	14.98%
March	5,634	33,630	39,264	14.35%
April				
May				
June				

## Monthly FBS (Free Basic Services)

Free Basic Water				Free Basic Sanitation			
No. of Indigent (poor) beneficiaries	No. of other beneficiaries (non indigent)	Total beneficiaries	level of Service (e.g. 6 kilolitres per household)	No. of Indigent (poor) beneficiaries	No. of other beneficiaries (non indigent)	Total beneficiaries	level of Service (e.g. VIP toilets)
5634			10KL	5634	0	5634	waterborne
Free Basic Electricity				Free Basic Refuse Removal			
Beneficiaries provided by Eskom	Beneficiaries provided by Municipality	Non-grid energy Beneficiaries	level of Service (e.g. 50 Kwh per household)	No. of Indigent (poor) beneficiaries	No. of other beneficiaries (non indigent)	Total beneficiaries	level of Service (type of subsidy)
83	5551		70kWh	5634	0	5634	Total monthly levy

### Summary of Debtors Age Analysis

MONTH	< 30 Days	< 60 Days	< 90 Days	< 120 Days	< 150 Days	<180 Days	<365 Days	>365 Days	Total	Older than 30 Days	Older than 90 days
<b>2024/2025</b>											
March	125,559,344	7,678,079	6,026,802	5,201,072	10,164,078	4,227,801	20,763,555	59,558,079	239,178,810	113,619,466	99,914,585
February	132,794,885	8,265,556	6,072,217	14,599,237	4,613,702	4,319,964	19,309,173	57,423,895	247,398,628	114,603,743	100,265,970
January	129,422,609	8,426,881	15,810,240	5,173,778	4,690,099	5,763,620	16,612,387	55,281,690	241,181,304	111,758,695	87,521,574
December	130,416,834	17,365,405	5,821,970	4,911,983	4,648,992	4,257,949	14,639,820	53,143,210	235,206,161	104,789,328	81,601,953
November	130,799,013	8,493,350	6,631,502	6,204,510	5,325,776	3,905,085	18,912,204	53,960,191	234,231,630	103,432,617	88,307,765
October	138,020,865	10,445,686	7,864,885	7,018,311	4,813,944	3,943,629	20,381,335	54,839,289	247,327,943	109,307,079	90,996,509
September	129,293,775	11,193,864	8,888,225	5,987,017	4,975,111	4,166,099	20,326,958	64,792,942	249,623,992	120,330,216	100,248,127
Augustus	135,533,793	10,738,324	6,997,327	5,501,944	4,394,146	4,371,293	19,397,628	62,427,299	249,361,754	113,827,961	96,092,310
July	129,645,524	9,621,474	6,447,196	4,954,020	4,745,776	4,103,299	19,430,708	60,092,778	239,040,774	109,395,250	93,326,580

### Government Debt

Overstrand Municipality as at 31/03/2025	Total Debt	Services	Rates	Other
Department Responsible for the Debt				
NPW 2227	3,906,493	1,845,792	2,060,701	0
WCED 2251	250,348	250,348	0	0
OTHER 2255	67,199	67,199	0	0
HEALTH 2252	137,464	137,464	0	0
TPW 2256	456,640	-71,265	527,905	0
HUMAN SETTLE 2215	84,881	84,881	0	0
HOUSING 2253	5,133	5,133	0	0
OTHER MUNICIPALITIES 2276	5,413	5,413	0	0
<b>TOTAL OUTSTANDING</b>	<b>4,913,570</b>	<b>2,324,964</b>	<b>2,588,606</b>	<b>0</b>

### Creditors' analysis

#### Supporting Table SC4

##### WC032 Overstrand - Supporting Table SC4 Monthly Budget Statement - aged creditors - M09 March

Description	NT Code	Budget Year 2024/25									Prior year totals for chart (same period)
		0 - 30 Days	31 - 60 Days	61 - 90 Days	91 - 120 Days	121 - 150 Days	151 - 180 Days	181 Days - 1 Year	Over 1 Year	Total	
<b>R thousands</b>											
<b>Creditors Age Analysis By Customer Type</b>											
Bulk Electricity	0100	-	-	-	-	-	-	-	-	-	-
Bulk Water	0200	-	-	-	-	-	-	-	-	-	-
PAYE deductions	0300	6,064	-	-	-	-	-	-	-	6,064	5,922
VAT (output less input)	0400	-	-	-	-	-	-	-	-	-	-
Pensions / Retirement deductions	0500	-	-	-	-	-	-	-	-	-	-
Loan repayments	0600	-	-	-	-	-	-	-	-	-	-
Trade Creditors	0700	-	-	-	-	-	-	-	-	-	-
Auditor General	0800	-	-	-	-	-	-	-	-	-	-
Other	0900	-	-	-	-	-	-	-	-	-	-
Medical Aid deductions	0950	-	-	-	-	-	-	-	-	-	-
<b>Total By Customer Type</b>	<b>1000</b>	<b>6,064</b>	<b>-</b>	<b>-</b>	<b>-</b>	<b>-</b>	<b>-</b>	<b>-</b>	<b>-</b>	<b>6,064</b>	<b>5,922</b>

Supporting Table SC4 reflects current creditors at the end of March 2025.

The payment of creditors is within requirements of the MFMA.

## Investment portfolio analysis

### Supporting Table SC5

WC032 Overstrand - Supporting Table SC5 Monthly Budget Statement - investment portfolio - M09 March

Investments by maturity Name of institution & investment ID	Period of Investment	Type of Investment	Capital Guarantee (Yes/ No)	Variable or Fixed interest rate	Interest Rate *	Commissi on Paid (Rands)	Commissi on Recipient	Expiry date of investment	Opening balance	Interest to be realised	Partial / Premature Withdrawal (4)	Investment Top Up	Closing Balance
R thousands	Yrs/Months												
<b>Municipality</b>													
LIBERTY 15934476	15 YEARS	Policy	Yes	Yes	No	No	No	01/09/2025	27,833	138		125	28,097
LIBERTY 21196964	14 YEARS	Policy	Yes	Yes	No	No	No	30/06/2025	50,305	256		260	50,820
MOMENTUM MP 3853776	14 YEARS	Policy	Yes	Yes	No	No	No	01/07/2026	6,878	(58)		30	6,850
ABSA 9331734880	DEP PLUS	DEP PLUS	Yes	Yes	Yes	No	No		10,269	60	-54485		10,275
ABSA 2081333826	182 days	FIXED DEP	Yes	Yes	Yes	No	No	31/03/2025	100,000	4,413	-104412876		-
Nedbank 03/7881534451 ref: 278	182 days	FIXED DEP	Yes	Yes	Yes	No	No	31/03/2025	100,000	4,413	-104412876		-
ABSA 2081694232	181 days	FIXED DEP	Yes	Yes	Yes	No	No	23/07/2025	100,000				100,000
Standard Bank 288434005-037	151 days	FIXED DEP	Yes	Yes	Yes	No	No	23/06/2025	100,000				100,000
ABSA 2081186184	181 days	FIXED DEP	Yes	Yes	Yes	No	No	31/07/2025	100,000				100,000
Standard Bank 288434005-038	150 days	FIXED DEP	Yes	Yes	Yes	No	No	30/06/2025	100,000				100,000
ABSA 2081333826		FIXED DEP	Yes	Yes	Yes	No	No	30/09/2025				100,000	100,000
Standard Bank 288434005-039		FIXED DEP	Yes	Yes	Yes	No	No	27/06/2025				100,000	100,000
<b>Municipality sub-total</b>									<b>695,285</b>	<b>9,222</b>		<b>200,415</b>	<b>696,042</b>
<b>TOTAL INVESTMENTS AND INTEREST</b>									<b>695,285</b>	<b>9,222</b>		<b>200,415</b>	<b>696,042</b>

Surplus cash not immediately required is invested in call and monthly deposits.

Long-term investments relate to the sinking fund investments. These investments at maturity are intended to redeem a capital loan of R100m in 2026. The three investments comply with legislative prescriptions (investment instruments).

The performance of these investments was severely impacted by COVID with the temporary financial market collapse in March 2020. The relative instability of the financial markets since then is still hampering the trajectory of the values up to maturity.

This matter was considered at the time by the executive mayor, accounting officer and chief financial officer, as well as subsequently, with the outcome, a conservative approach in remaining with the initial investment as a proven strategy during turbulent market cycles. In the instance of any severe market fluctuations possibly negatively impacting on the maturity value of the contract investments, the necessary recommendation will be tabled in Council with the draft budget for the 2025/2026 MTREF to ensure full settlement of the redemption.

## Allocation and grant receipts and expenditure

### Supporting Table SC6 – Grant receipts

WC032 Overstrand - Supporting Table SC6 Monthly Budget Statement - transfers and grant receipts - M09 March

Description	2023/24	Budget Year 2024/25							
	Audited Outcome	Original Budget	Adjusted Budget	Monthly Actual	YearTD Actual	YearTD Budget	YTD Variance	YTD Variance %	Full Year Forecast
<b>R thousands</b>									
<b>RECEIPTS:</b>									
<b>Operating Transfers and Grants</b>									
<b>National Government:</b>	168,770	172,592	172,592	42,199	172,592	172,592	-		172,592
Operational Revenue:General Revenue:Equitable Share	157,935	168,794	168,794	42,199	168,794	168,794	-		168,794
Energy Efficiency and Demand-side [Schedule 5B]	4,200	-	-	-	-	-	-		-
Expanded Public Works Programme Integrated Grant for Municipalities [Schedule 5B]	3,366	1,898	1,898	-	1,898	1,898	-		1,898
Local Government Financial Management Grant [Schedule 5B]	1,550	1,700	1,700	-	1,700	1,700	-		1,700
Municipal Disaster Grant [Schedule 5B]	1,719	-	-	-	-	-	-		-
Municipal Human Settlement Capacity Grant [Schedule 5B]	-	-	-	-	-	-	-		-
Municipal Infrastructure Grant [Schedule 5B]	-	200	200	-	200	200	-		200
<b>Provincial Government:</b>	126,129	101,886	104,409	7,614	78,074	78,074	-		104,409
Community Library Services Grant	8,398	8,608	8,608	-	8,608	8,608	-		8,608
Resource funding for the establish & support of K9 Unit	3,345	3,772	4,172	-	4,172	4,172	-		4,172
Community Development Workers	76	76	76	-	76	76	-		76
Maintenance & Construction of Transport Infrastructure	400	450	7,440	7,440	7,440	7,440	-		7,440
Financial Management Capability Grant	200	160	260	-	260	260	-		260
Resource funding for the est of Law Enforcement Rural Safety Unit	4,065	4,223	4,223	-	4,223	4,223	-		4,223
Human Settlements Dev & Informal Settlement Upgrading Partnership Grant	108,411	84,410	79,443	-	53,121	53,121	-		79,443
Title Deeds Resrtration Grant	362	187	187	174	174	174	-		187
Municipal Service Delivery & Capacity Building Grant	500	-	-	-	-	-	-		-
Thusong Servie Centre Grant	-	-	-	-	-	-	-		-
Library Service Replacement Funding	372	-	-	-	-	-	-		-
<b>District Municipality:</b>	-	-	-	-	-	-	-		-
Specify (Add grant description)	-	-	-	-	-	-	-		-
<b>Other grant providers:</b>	-	-	692	-	1,204	1,204	-		692
Departmental Agencies and Accounts	-	-	-	-	-	-	-		-
Foreign Government and International Organisations	-	-	692	-	1,204	1,204	-		692
Households	-	-	-	-	-	-	-		-
Non-profit Institutions	-	-	-	-	-	-	-		-
Private Enterprises	-	-	-	-	-	-	-		-
Public Corporations	-	-	-	-	-	-	-		-
<b>Total Operating Transfers and Grants</b>	<b>294,899</b>	<b>274,478</b>	<b>277,693</b>	<b>49,813</b>	<b>251,870</b>	<b>251,870</b>	<b>-</b>		<b>277,693</b>
<b>Capital Transfers and Grants</b>									
<b>National Government:</b>	63,488	52,299	52,266	8,302	50,191	50,191	-		52,266
Integrated National Electrification Programme (Municipal Grant) [Schedule 5B]	24,380	19,334	19,334	-	19,334	19,334	-		19,334
Municipal Infrastructure Grant [Schedule 5B]	23,855	24,965	24,932	5,677	24,932	24,932	-		24,932
Water Services Infrastructure Grant [Schedule 5B]	4,500	8,000	8,000	2,625	5,925	5,925	-		8,000
Municipal Disaster Grant [Schedule 5B]	10,753	-	-	-	-	-	-		-
Integrated Urban Development Grant	-	-	-	-	-	-	-		-
<b>Provincial Government:</b>	33,650	13,129	32,544	5,714	14,727	14,727	-		32,544
Non-Mobrised Transport Infrastructure	-	-	1,100	1,100	1,100	1,100	-		1,100
Human Settlements Dev & Informal Settlement Upgrading Partnership Grant	33,650	13,129	31,444	4,614	13,627	13,627	-		31,444
Specify (Add grant description)	-	-	-	-	-	-	-		-
Specify (Add grant description)	-	-	-	-	-	-	-		-
<b>District Municipality:</b>	-	-	-	-	-	-	-		-
Specify (Add grant description)	-	-	-	-	-	-	-		-
<b>Other grant providers:</b>	-	-	-	-	-	-	-		-
Departmental Agencies and Accounts	-	-	-	-	-	-	-		-
Foreign Government and International Organisations	-	-	-	-	-	-	-		-
Households	-	-	-	-	-	-	-		-
Non-Profit Institutions	-	-	-	-	-	-	-		-
Private Enterprises	-	-	-	-	-	-	-		-
Public Corporations	-	-	-	-	-	-	-		-
<b>Total Capital Transfers and Grants</b>	<b>97,137</b>	<b>65,428</b>	<b>84,810</b>	<b>14,016</b>	<b>64,918</b>	<b>64,918</b>	<b>-</b>		<b>84,810</b>
<b>TOTAL RECEIPTS OF TRANSFERS &amp; GRANTS</b>	<b>392,037</b>	<b>339,906</b>	<b>362,503</b>	<b>63,829</b>	<b>316,787</b>	<b>316,787</b>	<b>-</b>		<b>362,503</b>

Grant receipts are monitored according to the payment schedules. Year to date actuals only reflects actual receipts for 2024/2025.

A letter was received from NT regarding the withholding of funding on the Water Service Infrastructure Grant. The municipality submitted written response to NT and no feedback received to date. Subsequently an amended DORA was published on 25 March 2025 reflecting the reduction of the Water Service Infrastructure Grant with an amount of R2,075m.

## Supporting Table SC7(1) – Grant expenditure

WC032 Overstrand - Supporting Table SC7(1) Monthly Budget Statement - transfers and grant expenditure - M09 March

Description	2023/24	Budget Year 2024/25							
	Audited Outcome	Original Budget	Adjusted Budget	Monthly Actual	YearTD Actual	YearTD Budget	YTD Variance	YTD Variance %	Full Year Forecast
R thousands									
<b>EXPENDITURE</b>									
<b>Operating expenditure of Transfers and Grants</b>									
National Government:	11,261	3,798	3,798	234	2,234	2,234	-		3,798
Operational Revenue:General Revenue:Equitable Share	-	-	-	-	-	-	-		-
Energy Efficiency and Demand-side [Schedule 5B]	4,401	-	-	-	-	-	-		-
Expanded Public Works Programme Integrated Grant for Municipalities [Schedule 5B]	3,366	1,898	1,898	144	1,423	1,423	-		1,898
Local Government Financial Management Grant [Schedule 5B]	1,550	1,700	1,700	74	664	664	-		1,700
Municipal Disaster Grant [Schedule 5B]	1,292	-	-	-	-	-	-		-
Municipal Infrastructure Grant [Schedule 5B]	652	200	200	16	147	147	-		200
Provincial Government:	126,439	101,886	104,409	15,521	90,224	90,224	-		104,409
Community Library Services Grant	8,398	8,608	8,608	782	7,697	7,697	-		8,608
Resource funding for the establish & support of K9 Unit	3,345	3,772	4,172	407	3,671	3,671	-		4,172
Community Development Workers	76	76	76	-	19	19	-		76
Maintenance & Construction of Transport Infrastructure	400	450	7,440	6,954	7,404	7,404	-		7,440
Financial Management Capability Grant	139	160	260	38	99	99	-		260
Resource funding for the est of Law Enforcement Rural Safety Unit	4,282	4,223	4,223	372	3,479	3,479	-		4,223
Human Settlements Dev & Informal Settlement Upgrading Partnership Grant	104,289	84,410	79,443	6,962	67,792	67,792	-		79,443
Title Deeds Resrtration Grant	362	187	187	6	62	62	-		187
Municipal Service Delivery & Capacity Building Grant	179	-	-	-	-	-	-		-
Thusong Servie Centre Grant	90	-	-	-	-	-	-		-
Library Service Replacement Funding	219	-	-	-	-	-	-		-
Emergency Loadshedding Relief Grant	4,658	-	-	-	-	-	-		-
District Municipality:	-	-	-	-	-	-	-		-
Specify (Add grant description)	-	-	-	-	-	-	-		-
Other grant providers:	-	-	692	-	-	-	-		692
Departmental Agencies and Accounts	-	-	-	-	-	-	-		-
Foreign Government and International Organisations	-	-	692	-	-	-	-		692
Households	-	-	-	-	-	-	-		-
Non-profit Institutions	-	-	-	-	-	-	-		-
Private Enterprises	-	-	-	-	-	-	-		-
Public Corporations	-	-	-	-	-	-	-		-
<b>Total operating expenditure of Transfers and Grants:</b>	<b>137,699</b>	<b>105,684</b>	<b>108,899</b>	<b>15,754</b>	<b>92,458</b>	<b>92,458</b>	<b>-</b>		<b>108,899</b>
<b>Capital expenditure of Transfers and Grants</b>									
National Government:	59,150	52,299	52,266	2,461	28,523	28,523	-		52,266
Integrated National Electrification Programme (Municipal Grant) [Schedule 5B]	24,380	19,334	19,334	680	10,354	10,354	-		19,334
Municipal Infrastructure Grant [Schedule 5B]	19,518	24,965	24,932	990	16,192	16,192	-		24,932
Water Services Infrastructure Grant [Schedule 5B]	4,500	8,000	8,000	791	1,977	1,977	-		8,000
Municipal Disaster Grant [Schedule 5B]	10,753	-	-	-	-	-	-		-
Expanded Public Works Programme Integrated Grant for Municipalities [Schedule 5B]	-	-	-	-	-	-	-		-
Provincial Government:	33,827	13,129	32,544	1,817	9,267	9,267	-		32,544
Non-Motorised Transport Infrastructure	-	-	1,100	-	-	-	-		1,100
Human Settlements Dev & Informal Settlement Upgrading Partnership Grant	33,678	13,129	31,444	1,817	9,267	9,267	-		31,444
Municipal Service Delivery & Capacity Building Grant	56	-	-	-	-	-	-		-
Library Service Replacement Funding	14	-	-	-	-	-	-		-
Municipal Interventions Grant	79	-	-	-	-	-	-		-
District Municipality:	-	-	-	-	-	-	-		-
Specify (Add grant description)	-	-	-	-	-	-	-		-
Other grant providers:	-	-	105	-	-	-	-		105
Departmental Agencies and Accounts	-	-	-	-	-	-	-		-
Foreign Government and International Organisations	-	-	-	-	-	-	-		-
Households	-	-	-	-	-	-	-		-
Non-Profit Institutions	-	-	-	-	-	-	-		-
Private Enterprises	-	-	-	-	-	-	-		-
Public Corporations	-	-	105	-	-	-	-		105
<b>Total capital expenditure of Transfers and Grants</b>	<b>92,977</b>	<b>65,428</b>	<b>84,915</b>	<b>4,278</b>	<b>37,790</b>	<b>37,790</b>	<b>-</b>		<b>84,915</b>
<b>TOTAL EXPENDITURE OF TRANSFERS AND GRANTS</b>	<b>230,677</b>	<b>171,112</b>	<b>193,814</b>	<b>20,033</b>	<b>130,247</b>	<b>130,247</b>	<b>-</b>		<b>193,814</b>

Grant expenditure is monitored against grant receipts.

## Supporting Table SC7(2) – Expenditure against approved rollovers

WC032 Overstrand - Supporting Table SC7(2) Monthly Budget Statement - Expenditure against approved rollovers - M09 March

Description	Budget Year 2024/25				
	Approved Rollover 2023/24	Monthly Actual	YearTD Actual	YTD Variance	YTD Variance %
<b>R thousands</b>					
<b>EXPENDITURE</b>					
<b>Operating expenditure of Approved Roll-overs</b>					
<b>National Government:</b>	428	428	428	-	
Operational Revenue:General Revenue:Equitable Share		-	-	-	
Energy Efficiency and Demand-side [Schedule 5B]		-	-	-	
Expanded Public Works Programme Integrated Grant for Municipalities [Schedule 5B]		-	-	-	
Local Government Financial Management Grant [Schedule 5B]		-	-	-	
Mitchell's Plain Urban Renewal		-	-	-	
Municipal Demarcation and Transition Grant [Schedule 5B]		-	-	-	
Municipal Disaster Grant [Schedule 5B]	428	428	428	-	
Municipal Human Settlement Capacity Grant [Schedule 5B]		-	-	-	
Municipal Systems Improvement Grant		-	-	-	
Municipal Infrastructure Grant [Schedule 5B]		-	-	-	
Water Services Infrastructure Grant		-	-	-	
Public Transport Network Grant [Schedule 5B]		-	-	-	
Smart Connect Grant		-	-	-	
Urban Settlement Development Grant		-	-	-	
<b>Provincial Government:</b>	623	-	-	(623)	-100.0%
Library Service Replacement Funding	123	-	-	(123)	-100.0%
Municipal Service Delivery & Capacity Building Grant	500	-	-	(500)	
Specify (Add grant description)		-	-	-	
Specify (Add grant description)		-	-	-	
<b>District Municipality:</b>	-	-	-	-	
Specify (Add grant description)		-	-	-	
<b>Other grant providers:</b>	-	-	-	-	
Departmental Agencies and Accounts		-	-	-	
Foreign Government and International Organisations		-	-	-	
Households		-	-	-	
Non-profit Institutions		-	-	-	
Private Enterprises		-	-	-	
Public Corporations		-	-	-	
<b>Total operating expenditure of Approved Roll-overs</b>	1,050	428	428	(623)	-59.3%
<b>Capital expenditure of Approved Roll-overs</b>					
<b>National Government:</b>	3,685	683	1,665	(2,020)	-54.8%
Integrated National Electrification Programme (Municipal Grant) [Schedule 5B]		-	-	-	
Municipal Infrastructure Grant [Schedule 5B]	3,685	683	1,665	(2,020)	-54.8%
Municipal Water Infrastructure Grant [Schedule 5B]		-	-	-	
Local Government Financial Management Grant [Schedule 5B]		-	-	-	
Municipal Systems Improvement Grant [Schedule 5B]		-	-	-	
Public Transport Network Grant [Schedule 5B]		-	-	-	
Public Transport Network Operations Grant [Schedule 5B]		-	-	-	
Regional Bulk Infrastructure Grant (Schedule 5B)		-	-	-	
Water Services Infrastructure Grant [Schedule 5B]		-	-	-	
Infrastructure Skills Development Grant [Schedule 5B]		-	-	-	
Municipal Disaster Relief Grant		-	-	-	
Municipal Emergency Housing Grant		-	-	-	
Municipal Disaster Grant [Schedule 5B]		-	-	-	
Integrated Urban Development Grant		-	-	-	
<b>Provincial Government:</b>	16	-	-	(16)	-100.0%
Library Service Replacement Funding	16	-	-	(16)	-100.0%
Specify (Add grant description)		-	-	-	
<b>District Municipality:</b>	-	-	-	-	
Specify (Add grant description)		-	-	-	
<b>Other grant providers:</b>	-	-	-	-	
Departmental Agencies and Accounts		-	-	-	
Foreign Government and International Organisations		-	-	-	
Households		-	-	-	
Non-Profit Institutions		-	-	-	
Private Enterprises		-	-	-	
Public Corporations		-	-	-	
<b>Total capital expenditure of Approved Roll-overs</b>	3,701	683	1,665	(2,036)	-55.0%
<b>TOTAL EXPENDITURE OF APPROVED ROLL-OVERS</b>	4,752	1,111	2,093	(2,659)	-56.0%

A roll-over application was submitted to Provincial and National Treasury in August 2024 for unspent grant funds. Most of the unspent grants relating to the 2023/20234 financial year were granted except for the Financial Management Capability Grant (FMCG). Unspent grants relating to the (FMCG) must be returned to the transferring department. The unspent grants will reflect in Table SC7(2) after the tabling of the MYR/Adjustments Budget in January 2025.

## Expenditure on councillor allowances and employee benefits

### Supporting Table SC8

#### WC032 Overstrand - Supporting Table SC8 Monthly Budget Statement - councillor and staff benefits - M09 March

Summary of Employee and Councillor remuneration	2023/24	Budget Year 2024/25							
	Audited Outcome	Original Budget	Adjusted Budget	Monthly Actual	YearTD Actual	YearTD Budget	YTD Variance	YTD Variance %	Full Year Forecast
R thousands	A	B	C						D
<b>Councillors (Political Office Bearers plus Other)</b>									
Basic Salaries and Wages	11,461	12,643	12,237	974	9,132	9,178	(46)	0%	12,237
Pension and UIF Contributions	-	-	-	-	-	-	-	-	-
Medical Aid Contributions	-	-	-	-	-	-	-	-	-
Motor Vehicle Allowance	-	-	-	-	-	-	-	-	-
Cellphone Allowance	1,269	1,269	1,269	106	952	952	0	0%	1,269
Housing Allowances	-	-	-	-	-	-	-	-	-
Other benefits and allowances	-	-	-	-	-	-	-	-	-
<b>Sub Total - Councillors</b>	<b>12,730</b>	<b>13,912</b>	<b>13,506</b>	<b>1,080</b>	<b>10,084</b>	<b>10,130</b>	<b>(46)</b>	<b>0%</b>	<b>13,506</b>
<b>Senior Managers of the Municipality</b>									
Basic Salaries and Wages	12,340	13,713	11,808	783	7,429	8,856	(1,427)	-16%	11,808
Pension and UIF Contributions	-	-	-	-	-	-	-	-	-
Medical Aid Contributions	-	-	-	-	-	-	-	-	-
Overtime	-	-	-	-	-	-	-	-	-
Performance Bonus	205	167	-	-	-	-	-	-	-
Motor Vehicle Allowance	-	-	-	-	-	-	-	-	-
Cellphone Allowance	201	212	187	13	122	140	(18)	-13%	187
Housing Allowances	-	-	-	-	-	-	-	-	-
Other benefits and allowances	-	-	-	-	-	-	-	-	-
Payments in lieu of leave	-	-	-	-	-	-	-	-	-
Long service awards	-	-	-	-	-	-	-	-	-
Post-retirement benefit obligations	-	-	-	-	-	-	-	-	-
Entertainment	-	-	-	-	-	-	-	-	-
Scarcity	-	-	-	-	-	-	-	-	-
Acting and post related allowance	-	-	-	-	-	-	-	-	-
In kind benefits	-	-	-	-	-	-	-	-	-
<b>Sub Total - Senior Managers of Municipality</b>	<b>12,746</b>	<b>14,092</b>	<b>11,996</b>	<b>796</b>	<b>7,551</b>	<b>8,997</b>	<b>(1,445)</b>	<b>-16%</b>	<b>11,996</b>
<b>Other Municipal Staff</b>									
Basic Salaries and Wages	309,632	351,978	368,472	25,909	235,593	244,127	(8,533)	-3%	370,748
Pension and UIF Contributions	50,672	60,983	52,923	4,313	38,672	39,991	(1,319)	-3%	52,917
Medical Aid Contributions	16,959	19,652	17,925	1,572	13,446	13,944	(498)	-4%	17,925
Overtime	61,287	50,583	58,888	4,196	37,502	39,066	(1,565)	-4%	57,118
Performance Bonus	1,061	906	970	76	742	727	14	2%	970
Motor Vehicle Allowance	7,726	8,869	7,736	614	5,575	5,764	(188)	-3%	7,694
Cellphone Allowance	2,291	2,374	2,280	116	1,595	1,710	(115)	-7%	2,280
Housing Allowances	1,825	1,996	1,967	161	1,444	1,475	(30)	-2%	1,967
Other benefits and allowances	40,696	47,588	42,078	1,618	36,609	37,134	(525)	-1%	41,689
Payments in lieu of leave	-	-	-	-	-	-	-	-	-
Long service awards	-	-	-	-	-	-	-	-	-
Post-retirement benefit obligations	17,791	27,240	27,240	2,270	20,430	20,430	0	0%	27,240
Entertainment	-	-	-	-	-	-	-	-	-
Scarcity	-	-	-	-	-	-	-	-	-
Acting and post related allowance	-	-	-	-	-	-	-	-	-
In kind benefits	-	-	-	-	-	-	-	-	-
<b>Sub Total - Other Municipal Staff</b>	<b>509,942</b>	<b>572,169</b>	<b>580,478</b>	<b>40,844</b>	<b>391,608</b>	<b>404,368</b>	<b>(12,760)</b>	<b>-3%</b>	<b>580,549</b>
<b>Total Parent Municipality</b>	<b>535,418</b>	<b>600,172</b>	<b>605,980</b>	<b>42,720</b>	<b>409,243</b>	<b>423,494</b>	<b>(14,251)</b>	<b>-3%</b>	<b>606,050</b>
<b>TOTAL SALARY, ALLOWANCES &amp; BENEFITS</b>	<b>535,418</b>	<b>600,172</b>	<b>605,980</b>	<b>42,720</b>	<b>409,243</b>	<b>423,494</b>	<b>(14,251)</b>	<b>-3%</b>	<b>606,050</b>
<b>TOTAL MANAGERS AND STAFF</b>	<b>522,688</b>	<b>586,260</b>	<b>592,474</b>	<b>41,640</b>	<b>399,159</b>	<b>413,364</b>	<b>(14,205)</b>	<b>-3%</b>	<b>592,544</b>

**SDBIP**

The results of the SDBIP for the third quarter ended 31 March 2025 is included as Appendix 1 to this report.

KPI amendments are included as Appendix 2 of this report.

## Financial Performance

### Supporting Table SC2

#### WC032 Overstrand - Supporting Table SC2 Monthly Budget Statement - performance indicators - M09 March

Description of financial indicator	Basis of calculation	2023/24	Budget Year 2024/25			
		Audited Outcome	Original Budget	Adjusted Budget	YearTD Actual	Full Year Forecast
<b>Borrowing Management</b>						
Capital Charges to Operating Expenditure	Interest & principal paid/Operating Expenditure	-0.5%	10.7%	10.2%	10.8%	10.2%
Borrowed funding of 'own' capital expenditure	Borrowings/Capital expenditure excl. transfers and grants	34.4%	50.4%	39.8%	41.7%	39.8%
<b>Safety of Capital</b>						
Debt to Equity	Loans, Accounts Payable, Overdraft & Tax Provision/ Funds & Reserves	7.7%	11.4%	11.1%	8.1%	11.1%
Gearing	Long Term Borrowing/ Funds & Reserves	13058.0%	10273.6%	10273.6%	8915.7%	10273.6%
<b>Liquidity</b>						
Current Ratio	Current assets/current liabilities	308.2%	190.7%	206.9%	308.4%	206.9%
Liquidity Ratio	Monetary Assets/Current Liabilities	217.4%	151.9%	155.6%	257.3%	155.6%
<b>Revenue Management</b>						
Annual Debtors Collection Rate (Payment Level %)	Last 12 Mths Receipts/ Last 12 Mths Billing					
Outstanding Debtors to Revenue	Total Outstanding Debtors to Annual Revenue	14.3%	8.5%	10.8%	11.9%	10.8%
Longstanding Debtors Recovered	Debtors > 12 Mths Recovered/Total Debtors > 12 Months Old	0.0%	0.0%	0.0%	0.0%	0.0%
<b>Creditors Management</b>						
Creditors System Efficiency	% of Creditors Paid Within Terms (within MFMA s 65(e))	100.0%	100.0%	100.0%	Annual Indicator	100.0%
<b>Funding of Provisions</b>						
Percentage Of Provisions Not Funded	Unfunded Provisions/Total Provisions					
<b>Other Indicators</b>						
Electricity Distribution Losses	% Volume (units purchased and generated less units sold)/units purchased and generated	7.6%	6.5%	6.5%	Annual Indicator	6.5%
Water Distribution Losses	% Volume (units purchased and own source less units sold)/Total units purchased and own source	30.6%	25.0%	25.0%	Annual Indicator	25.0%
Employee costs	Employee costs/Total Revenue - capital revenue	29.6%	31.9%	30.4%	26.1%	30.4%
Repairs & Maintenance	R&M/Total Revenue - capital revenue	15.9%	16.1%	16.3%	13.6%	16.3%
Interest & Depreciation	I&D/Total Revenue - capital revenue	11.4%	11.3%	10.7%	9.5%	10.7%
<b>IDP regulation financial viability indicators</b>						
i. Debt coverage	(Total Operating Revenue - Operating Grants)/Debt service payments due within financial year)	32.45	7.1	7.1	Annual Indicator	7.1
ii. O/S Service Debtors to Revenue	Total outstanding service debtors/annual revenue received for services	15.2%	3.9%	3.9%	Annual Indicator	3.9%
iii. Cost coverage	(Available cash + Investments)/monthly fixed operational expenditure	5.14	4.3	4.3	Annual Indicator	4.3

## Capital programme performance

### Supporting Table SC12

#### WC032 Overstrand - Supporting Table SC12 Monthly Budget Statement - capital expenditure trend - M09 March

Month	2023/24	Budget Year 2024/25							
	Audited Outcome	Original Budget	Adjusted Budget	Monthly Actual	YearTD Actual	YearTD Budget	YTD Variance	YTD Variance %	% spend of Original Budget
R thousands									
<u>Monthly expenditure performance trend</u>									
July	519	3,621	7,786	761	761	7,786	7,025	90.2%	0%
August	9,034	3,456	7,531	1,729	2,490	15,317	12,827	83.7%	1%
September	5,754	21,769	23,413	8,376	10,866	38,731	27,864	71.9%	6%
October	10,930	12,866	10,531	8,402	19,268	49,262	29,993	60.9%	10%
November	8,019	10,901	11,531	22,551	41,820	60,793	18,973	31.2%	23%
December	21,798	33,931	39,889	15,441	57,261	100,682	43,421	43.1%	31%
January	3,438	8,866	9,531	5,120	62,382	110,213	47,831	43.4%	34%
February	7,468	10,016	9,081	8,693	71,075	119,294	48,220	40.4%	38%
March	7,453	26,219	20,476	11,034	82,109	139,770	57,661	41.3%	44%
April	15,086	9,216	11,531	-	82,109	151,301	69,193	45.7%	44%
May	13,575	12,929	9,031	-	82,109	160,332	78,224	48.8%	44%
June	90,443	30,836	64,661	-	82,109	224,994	142,885	63.5%	44%
<b>Total Capital expenditure</b>	<b>193,518</b>	<b>184,628</b>	<b>224,994</b>	<b>82,109</b>					

## Top 10 Capital Projects

Rank	Local Area	Ward	Project description	Original Budget R'000	Adjusted budget R'000	YTD Expenditure R'000	Status of the project	At what stage is each project currently	Any challenges identified that is resulting in delays?	What measures are in place to remedy the existing challenges.
1	Overstrand	Overstrand	ELECTRIFICATION OF LOW COST HOUSING AREAS	22,334,000	22,334,000	10,354,147	Construction phase.	Work is underway in Stanford, Masakhane and Marikana.	None.	Not applicable.
2	Overstrand	Overstrand	LOW COST HOUSING SERVICES	13,129,000	31,443,720	9,266,664	Kleinmond IRDP - Planning in Progress; Overhills UISP - Planning in Progress, Schulphoek UISP - Planning in Progress, Masakhane UISP Phase A6 - Completed ; Masakhane Intersection - Completed, Mnt Pleasant	Kleinmond IRDP - Planning Phase; Overhills UISP - Planning Phase, Schulphoek UISP - Planning Phase, Masakhane UISP Phase A6 - Completed ; Masakhane Intersection - Completed, Mnt Pleasant	Not applicable.	Not applicable.
3	Overstrand	Overstrand	UPGRADING OF PUMPSTATIONS & RISING MAINS	11,025,510	13,025,510	7,775,655	Construction & planning phase.	Construction of sewer improvements in Zweilhe is in progress (Contract SC2452/2023). Planning of new sewerage pumpstations at Zwingler's Corner and Onrus River (Main) is in progress (Contract SC2296/2023).	Informal electricity connections near existing pumpstation were potential causes for delays. Private land owner not willing to avail land for new Zwingers pumpstation on private property.	Community Liaison Officer appointed. Investigating alternative location options for replacement of Zwingler's Corner
4	Kleinmond	Multi-ward KM Area	KLEINMOND WWTW REFURBISH UPGRADE	10,795,320	10,795,320	10,262,263	Construction phase.	Construction is 99% completed (Contract SC2318/2022).	None.	Not applicable.
5	Hermanus	Multi-ward HM Area	UPGRADE HERMANUS WELL FIELDS PHASE 2	10,100,000	12,600,000	1,977,105	Construction.	Contract SC2504/2024 for equipping, connecting and commissioning 2 new production boreholes in the Hemelen-Aarde Valley was awarded and contract commenced.	Amendment of environmental authorization required for larger pipe diameter at one borehole.	Application was submitted to DEADP for amendment of environmental authorization.
6	Hawston	Ward 08	UPGRADE HAWSTON SPORT COMPLEX (NEW STADIUM)	9,900,000	10,190,353	4,382,295	Under construction.	Under construction. Tender SC2500/2024. Progress 40%	Not applicable.	Not applicable.
7	Overstrand	Overstrand	REPLACEMENT OF OVERSTRAND WATER PIPES	8,875,470	8,875,470	4,237,273	Construction.	Contract SC2490/2024 construction in progress.	None.	Not applicable.
8	Overstrand	Overstrand	NEW DISINFECTION SYSTEM	8,000,000	6,000,000	911,597	Construction phase.	Tender SC 2525/2024 was awarded on 18 Febr 2025. Contract commenced.	None.	Not applicable.
9	Hermanus	Ward 03	HERMANUS MV/LV UPGRADE REPLACEMENT	7,692,213	7,692,213	3,157,426	Construction phase.	Construction is 65% completed (Contract SC2437/2023).	None.	Not applicable.
10	Proteadorp	Ward 09	UPGRADE STORMWATER INFRASTRUCTURE- PROTEADORP, MOUNTAIN VIEW, EXT 6 & OVERHILLS	6,963,000	10,286,360	5,632,482	Under construction.	Under construction. Tender SC2499/2024- Progress 72%	N/A	N/A
<b>Totals</b>				<b>108,814,513</b>	<b>133,242,946</b>	<b>57,956,907</b>				

## Supporting Table SC13a

WC032 Overstrand - Supporting Table SC13a Monthly Budget Statement - capital expenditure on new assets by asset class - M09 March

Description	2023/24	Budget Year 2024/25							
	Audited Outcome	Original Budget	Adjusted Budget	Monthly Actual	YearTD Actual	YearTD Budget	YTD Variance	YTD Variance %	Full Year Forecast
<b>R thousands</b>									
<b>Capital expenditure on new assets by Asset Class/Sub-class</b>									
<b>Infrastructure</b>	87,369	77,878	78,759	3,118	28,232	51,293	(23,061)	-45.0%	78,759
Roads Infrastructure	11,795	952	3,250	75	2,066	1,613	453	28.1%	3,250
Roads	4,760	952	3,250	75	2,066	1,613	453	28.1%	3,250
Road Structures	7,035	-	-	-	-	-	-	-	-
Storm water Infrastructure	5,968	10,213	13,536	683	5,956	9,340	(3,384)	-36.2%	13,536
Drainage Collection	2,280	-	-	-	-	-	-	-	-
Storm water Conveyance	3,687	10,213	13,536	683	5,956	9,340	(3,384)	-36.2%	13,536
Electrical Infrastructure	45,316	32,748	30,317	1,128	11,730	19,738	(8,008)	-40.6%	30,317
MV Substations	17,417	7,414	4,983	448	1,014	3,738	(2,723)	-72.9%	4,983
MV Switching Stations	519	-	-	-	-	-	-	-	-
MV Networks	27,380	25,334	25,334	680	10,716	16,001	(5,285)	-33.0%	25,334
Water Supply Infrastructure	16,099	24,900	24,100	1,231	7,297	15,325	(8,028)	-52.4%	24,100
Dams and Weirs	-	-	-	-	-	-	-	-	-
Boreholes	7,027	10,100	12,600	791	1,977	7,450	(5,473)	-73.5%	12,600
Reservoirs	360	-	-	-	-	-	-	-	-
Water Treatment Works	2,775	8,000	5,500	-	-	4,875	(4,875)	-100.0%	5,500
Distribution	5,937	6,800	6,000	441	5,320	3,000	2,320	77.3%	6,000
Sanitation Infrastructure	8,141	8,500	6,500	-	1,161	4,750	(3,589)	-75.6%	6,500
Pump Station	-	-	-	-	-	-	-	-	-
Reticulation	7,094	500	500	-	249	250	(1)	-0.4%	500
Waste Water Treatment Works	1,047	8,000	6,000	-	912	4,500	(3,588)	-79.7%	6,000
Solid Waste Infrastructure	50	565	1,055	-	22	528	(505)	-95.7%	1,055
Landfill Sites	-	-	-	-	-	-	-	-	-
Waste Transfer Stations	50	505	1,033	-	-	516	(516)	-100.0%	1,033
Electricity Generation Facilities	-	60	23	-	22	11	11	99.8%	23
<b>Community Assets</b>	4,248	6,297	9,669	-	1,279	3,821	(2,542)	-66.5%	9,669
Community Facilities	797	3,350	2,900	-	748	1,838	(1,090)	-59.3%	2,900
Halls	-	1,450	1,000	-	-	750	(750)	-100.0%	1,000
Libraries	96	-	-	-	-	-	-	-	-
Parks	106	550	550	-	151	413	(262)	-63.5%	550
Public Ablution Facilities	595	-	-	-	-	-	-	-	-
Taxi Ranks/Bus Terminals	-	1,350	1,350	-	597	675	(78)	-11.6%	1,350
Sport and Recreation Facilities	3,451	2,947	6,769	-	531	1,983	(1,452)	-73.2%	6,769
Outdoor Facilities	3,451	2,947	6,769	-	531	1,983	(1,452)	-73.2%	6,769
<b>Heritage assets</b>	-	-	-	-	-	-	-	-	-
<b>Investment properties</b>	-	-	-	-	-	-	-	-	-
<b>Other assets</b>	40,245	15,379	35,194	1,956	9,405	24,958	(15,553)	-62.3%	35,194
Operational Buildings	6,567	2,250	3,750	138	138	1,375	(1,237)	-90.0%	3,750
Municipal Offices	934	750	2,250	138	138	375	(237)	-63.2%	2,250
Workshops	5,633	1,500	1,500	-	-	1,000	(1,000)	-100.0%	1,500
Housing	33,678	13,129	31,444	1,817	9,267	23,583	(14,316)	-60.7%	31,444
Staff Housing	-	-	-	-	-	-	-	-	-
Social Housing	33,678	13,129	31,444	1,817	9,267	23,583	(14,316)	-60.7%	31,444
<b>Biological or Cultivated Assets</b>	-	700	400	-	-	200	(200)	-100.0%	400
Biological or Cultivated Assets	-	700	400	-	-	200	(200)	-100.0%	400
<b>Intangible Assets</b>	71	-	-	-	-	-	-	-	-
Servitudes	-	-	-	-	-	-	-	-	-
Licences and Rights	71	-	-	-	-	-	-	-	-
Computer Software and Applications	71	-	-	-	-	-	-	-	-
<b>Computer Equipment</b>	4,550	3,250	3,250	268	2,753	2,437	316	13.0%	3,250
Computer Equipment	4,550	3,250	3,250	268	2,753	2,437	316	13.0%	3,250
<b>Furniture and Office Equipment</b>	408	865	1,396	27	411	961	(551)	-57.3%	1,396
Furniture and Office Equipment	408	865	1,396	27	411	961	(551)	-57.3%	1,396
<b>Machinery and Equipment</b>	3,588	1,225	335	-	123	251	(128)	-51.1%	335
Machinery and Equipment	3,588	1,225	335	-	123	251	(128)	-51.1%	335
<b>Transport Assets</b>	1,787	8,150	22,816	-	2,820	5,650	(2,830)	-50.1%	22,816
Transport Assets	1,787	8,150	22,816	-	2,820	5,650	(2,830)	-50.1%	22,816
<b>Land</b>	-	-	-	-	-	-	-	-	-
<b>Zoo's, Marine and Non-biological Animals</b>	-	-	-	-	-	-	-	-	-
<b>Living resources</b>	-	-	-	-	-	-	-	-	-
<b>Total Capital Expenditure on new assets</b>	142,268	113,744	151,819	5,368	45,023	89,571	44,549	49.7%	151,819

## Supporting Table SC13b

WC032 Overstrand - Supporting Table SC13b Monthly Budget Statement - capital expenditure on renewal of existing assets by asset class - M09									
Description	2023/24	Budget Year 2024/25							
	Audited Outcome	Original Budget	Adjusted Budget	Monthly Actual	YearTD Actual	YearTD Budget	YTD Variance	YTD Variance %	Full Year Forecast
<b>R thousands</b>									
<b>Capital expenditure on renewal of existing assets by Asset Class/Sub-class</b>									
<b>Infrastructure</b>	15,235	19,375	19,375	2,808	6,663	13,157	(6,493)	-49.4%	19,375
Roads Infrastructure	-	-	-	-	-	-	-	-	-
Storm water Infrastructure	-	-	-	-	-	-	-	-	-
Electrical Infrastructure	1,500	1,500	1,500	-	1,310	1,500	(190)	-12.7%	1,500
MV Switching Stations	1,500	1,500	1,500	-	1,310	1,500	(190)	-12.7%	1,500
Water Supply Infrastructure	12,448	17,175	17,175	2,588	4,782	10,957	(6,175)	-56.4%	17,175
Dams and Weirs	-	-	-	-	-	-	-	-	-
Boreholes	-	-	-	-	-	-	-	-	-
Reservoirs	-	-	-	-	-	-	-	-	-
Pump Stations	403	500	500	-	500	-	500	-	500
Water Treatment Works	-	-	-	-	-	-	-	-	-
Bulk Mains	-	-	-	-	-	-	-	-	-
Distribution	12,045	16,675	16,675	2,588	4,282	10,957	(6,675)	-60.9%	16,675
Distribution Points	-	-	-	-	-	-	-	-	-
PRV Stations	-	-	-	-	-	-	-	-	-
Capital Spares	-	-	-	-	-	-	-	-	-
Sanitation Infrastructure	1,287	700	700	219	571	700	(129)	-18.4%	700
Pump Station	1,287	700	700	219	571	700	(129)	-18.4%	700
Solid Waste Infrastructure	-	-	-	-	-	-	-	-	-
<b>Community Assets</b>	-	-	-	-	-	-	-	-	-
Community Facilities	-	-	-	-	-	-	-	-	-
Halls	-	-	-	-	-	-	-	-	-
Centres	-	-	-	-	-	-	-	-	-
Crèches	-	-	-	-	-	-	-	-	-
Clinics/Care Centres	-	-	-	-	-	-	-	-	-
Fire/Ambulance Stations	-	-	-	-	-	-	-	-	-
Testing Stations	-	-	-	-	-	-	-	-	-
Museums	-	-	-	-	-	-	-	-	-
Galleries	-	-	-	-	-	-	-	-	-
Theatres	-	-	-	-	-	-	-	-	-
Libraries	-	-	-	-	-	-	-	-	-
Cemeteries/Crematoria	-	-	-	-	-	-	-	-	-
Police	-	-	-	-	-	-	-	-	-
Parks	-	-	-	-	-	-	-	-	-
Public Open Space	-	-	-	-	-	-	-	-	-
Nature Reserves	-	-	-	-	-	-	-	-	-
Public Ablution Facilities	-	-	-	-	-	-	-	-	-
Markets	-	-	-	-	-	-	-	-	-
Stalls	-	-	-	-	-	-	-	-	-
Abattoirs	-	-	-	-	-	-	-	-	-
Airports	-	-	-	-	-	-	-	-	-
Taxi Ranks/Bus Terminals	-	-	-	-	-	-	-	-	-
Capital Spares	-	-	-	-	-	-	-	-	-
Sport and Recreation Facilities	-	-	-	-	-	-	-	-	-
Indoor Facilities	-	-	-	-	-	-	-	-	-
Outdoor Facilities	-	-	-	-	-	-	-	-	-
Capital Spares	-	-	-	-	-	-	-	-	-
<b>Heritage assets</b>	-	-	-	-	-	-	-	-	-
<b>Investment properties</b>	-	-	-	-	-	-	-	-	-
<b>Other assets</b>	-	-	-	-	-	-	-	-	-
Operational Buildings	-	-	-	-	-	-	-	-	-
Municipal Offices	-	-	-	-	-	-	-	-	-
Pay/Enquiry Points	-	-	-	-	-	-	-	-	-
Building Plan Offices	-	-	-	-	-	-	-	-	-
Workshops	-	-	-	-	-	-	-	-	-
Yards	-	-	-	-	-	-	-	-	-
Stores	-	-	-	-	-	-	-	-	-
Laboratories	-	-	-	-	-	-	-	-	-
Training Centres	-	-	-	-	-	-	-	-	-
Manufacturing Plant	-	-	-	-	-	-	-	-	-
Depots	-	-	-	-	-	-	-	-	-
Capital Spares	-	-	-	-	-	-	-	-	-
Housing	-	-	-	-	-	-	-	-	-
<b>Biological or Cultivated Assets</b>	-	-	-	-	-	-	-	-	-
<b>Intangible Assets</b>	-	-	-	-	-	-	-	-	-
<b>Computer Equipment</b>	-	-	-	-	-	-	-	-	-
<b>Furniture and Office Equipment</b>	-	-	-	-	-	-	-	-	-
<b>Machinery and Equipment</b>	-	-	-	-	-	-	-	-	-
<b>Transport Assets</b>	-	-	-	-	-	-	-	-	-
<b>Land</b>	-	-	-	-	-	-	-	-	-
<b>Zoo's, Marine and Non-biological Animals</b>	-	-	-	-	-	-	-	-	-
<b>Living resources</b>	-	-	-	-	-	-	-	-	-
<b>Total Capital Expenditure on renewal of existing assets</b>	15,235	19,375	19,375	2,808	6,663	13,157	6,493	49.4%	19,375

## Supporting Table SC13c

## WC032 Overstrand - Supporting Table SC13c Monthly Budget Statement - expenditure on repairs and maintenance by asset class - M09

Description	2023/24	Budget Year 2024/25							
	Audited Outcome	Original Budget	Adjusted Budget	Monthly Actual	YearTD Actual	YearTD Budget	YTD Variance	YTD Variance %	Full Year Forecast
<b>R thousands</b>									
<b>Repairs and maintenance expenditure by Asset Class/Sub-class</b>									
<b>Infrastructure</b>	159,666	173,170	182,234	14,746	120,627	136,675	(16,049)	-11.7%	182,234
Roads Infrastructure	74,585	78,769	79,784	6,726	54,934	59,838	(4,904)	-8.2%	79,784
Roads	74,585	78,769	79,784	6,726	54,934	59,838	(4,904)	-8.2%	79,784
Strm water Infrastructure	5,588	6,361	11,679	841	7,472	8,759	(1,287)	-14.7%	11,679
Drainage Collection	-	-	-	-	-	-	-	-	-
Storm water Conveyance	5,588	6,361	11,679	841	7,472	8,759	(1,287)	-14.7%	11,679
Attenuation	-	-	-	-	-	-	-	-	-
Electrical Infrastructure	38,864	40,144	45,567	3,131	28,224	34,175	(5,951)	-17.4%	45,567
LV Networks	38,864	40,144	45,567	3,131	28,224	34,175	(5,951)	-17.4%	45,567
Capital Spares	-	-	-	-	-	-	-	-	-
Water Supply Infrastructure	19,038	24,954	19,116	1,915	11,661	14,337	(2,676)	-18.7%	19,116
Water Treatment Works	-	331	-	-	-	-	-	-	-
Bulk Mains	-	-	-	-	-	-	-	-	-
Distribution	17,457	21,542	18,075	1,814	11,560	13,556	(1,996)	-14.7%	18,075
Distribution Points	1,581	3,081	1,042	101	101	781	(681)	-87.1%	1,042
PRV Stations	-	-	-	-	-	-	-	-	-
Capital Spares	-	-	-	-	-	-	-	-	-
Sanitation Infrastructure	12,280	14,322	15,431	1,534	11,699	11,573	126	1.1%	15,431
Pump Station	-	-	-	-	-	-	-	-	-
Reticulation	6,576	8,338	8,522	669	6,339	6,391	(53)	-0.8%	8,522
Waste Water Treatment Works	5,703	5,984	6,909	865	5,360	5,182	178	3.4%	6,909
Solid Waste Infrastructure	9,310	8,620	10,658	600	6,637	7,993	(1,356)	-17.0%	10,658
Landfill Sites	-	-	-	-	-	-	-	-	-
Waste Transfer Stations	-	-	-	-	-	-	-	-	-
Waste Processing Facilities	3,003	3,100	3,100	114	1,817	2,325	(508)	-21.9%	3,100
Waste Drop-off Points	6,307	5,520	7,558	486	4,820	5,668	(848)	-15.0%	7,558
<b>Community Assets</b>	55,786	66,438	62,398	4,135	41,686	46,461	(4,775)	-10.3%	62,398
Community Facilities	43,765	49,396	47,317	3,087	34,266	35,488	(1,222)	-3.4%	47,317
Halls	5,954	7,405	5,027	359	3,604	3,770	(166)	-4.4%	5,027
Libraries	72	1,800	-	-	-	-	-	-	-
Cemeteries/Crematoria	978	994	2,869	148	1,558	2,152	(594)	-27.6%	2,869
Police	-	-	-	-	-	-	-	-	-
Parks	31,644	33,755	31,445	2,008	23,193	23,584	(391)	-1.7%	31,445
Public Open Space	4,667	4,401	4,667	412	4,157	3,501	656	18.7%	4,667
Nature Reserves	-	-	-	-	-	-	-	-	-
Public Ablution Facilities	450	1,041	3,308	160	1,754	2,481	(727)	-29.3%	3,308
Sport and Recreation Facilities	12,021	17,042	15,081	1,049	7,420	10,973	(3,553)	-32.4%	15,081
Indoor Facilities	-	-	-	-	-	-	-	-	-
Outdoor Facilities	12,021	17,042	15,081	1,049	7,420	10,973	(3,553)	-32.4%	15,081
Capital Spares	-	-	-	-	-	-	-	-	-
<b>Heritage assets</b>	-	-	-	-	-	-	-	-	-
<b>Investment properties</b>	-	-	-	-	-	-	-	-	-
<b>Other assets</b>	12,818	13,758	20,223	1,155	9,755	15,167	(5,412)	-35.7%	20,223
Operational Buildings	12,818	13,758	20,223	1,155	9,755	15,167	(5,412)	-35.7%	20,223
Municipal Offices	12,726	13,720	20,223	1,155	9,755	15,167	(5,412)	-35.7%	20,223
Pay/Enquiry Points	-	-	-	-	-	-	-	-	-
Building Plan Offices	59	-	-	-	-	-	-	-	-
Depots	33	38	-	-	-	-	-	-	-
Capital Spares	-	-	-	-	-	-	-	-	-
Housing	-	-	-	-	-	-	-	-	-
<b>Biological or Cultivated Assets</b>	-	-	-	-	-	-	-	-	-
<b>Intangible Assets</b>	7,777	8,967	9,317	407	7,827	6,988	839	12.0%	9,317
Servitudes	-	-	-	-	-	-	-	-	-
Licences and Rights	7,777	8,967	9,317	407	7,827	6,988	839	12.0%	9,317
Computer Software and Applications	7,777	8,967	9,317	407	7,827	6,988	839	12.0%	9,317
<b>Computer Equipment</b>	1,898	2,566	3,026	126	894	2,269	(1,376)	-60.6%	3,026
Computer Equipment	1,898	2,566	3,026	126	894	2,269	(1,376)	-60.6%	3,026
<b>Furniture and Office Equipment</b>	12,316	7,747	1,706	129	333	1,280	(946)	-74.0%	1,706
Furniture and Office Equipment	12,316	7,747	1,706	129	333	1,280	(946)	-74.0%	1,706
<b>Machinery and Equipment</b>	6,749	5,983	7,282	982	5,092	5,462	(369)	-6.8%	7,282
Machinery and Equipment	6,749	5,983	7,282	982	5,092	5,462	(369)	-6.8%	7,282
<b>Transport Assets</b>	23,455	17,145	31,037	227	21,067	23,278	(2,210)	-9.5%	31,037
Transport Assets	23,455	17,145	31,037	227	21,067	23,278	(2,210)	-9.5%	31,037
<b>Land</b>	-	-	-	-	-	-	-	-	-
<b>Zoo's, Marine and Non-biological Animals</b>	-	-	-	-	-	-	-	-	-
<b>Living resources</b>	-	-	-	-	-	-	-	-	-
<b>Total Repairs and Maintenance Expenditure</b>	280,465	295,774	317,224	21,908	207,281	237,579	30,299	12.8%	317,224

## Supporting Table SC13d

WC032 Overstrand - Supporting Table SC13d Monthly Budget Statement - depreciation by asset class - M09 March

Description	2023/24	Budget Year 2024/25							
	Audited Outcome	Original Budget	Adjusted Budget	Monthly Actual	YearTD Actual	YearTD Budget	YTD Variance	YTD Variance %	Full Year Forecast
<b>R thousands</b>									
<b>Depreciation by Asset Class/Sub-class</b>									
<b>Infrastructure</b>	125,238	132,242	132,242	11,020	99,181	99,181	0	0.0%	132,242
Roads Infrastructure	40,379	46,014	46,014	3,835	34,511	34,511	0	0.0%	46,014
Roads	40,379	46,014	46,014	3,835	34,511	34,511	0	0.0%	46,014
Storm water Infrastructure	8,695	8,725	8,725	727	6,544	6,544	0	0.0%	8,725
Drainage Collection	8,695	8,725	8,725	727	6,544	6,544	0	0.0%	8,725
Electrical Infrastructure	27,567	27,643	27,643	2,304	20,733	20,733	0	0.0%	27,643
LV Networks	26,988	27,643	27,643	2,304	20,733	20,733	0	0.0%	27,643
Capital Spares	579	-	-	-	-	-	-	-	-
Water Supply Infrastructure	23,198	25,050	25,050	2,087	18,787	18,787	0	0.0%	25,050
Distribution	22,699	25,050	25,050	2,087	18,787	18,787	0	0.0%	25,050
Capital Spares	499	-	-	-	-	-	-	-	-
Sanitation Infrastructure	22,730	21,502	21,502	1,792	16,126	16,126	0	0.0%	21,502
Waste Water Treatment Works	21,049	21,502	21,502	1,792	16,126	16,126	0	0.0%	21,502
Capital Spares	1,680	-	-	-	-	-	-	-	-
Solid Waste Infrastructure	2,668	3,307	3,307	276	2,480	2,480	0	0.0%	3,307
Landfill Sites	2,661	3,307	3,307	276	2,480	2,480	0	0.0%	3,307
Capital Spares	8	-	-	-	-	-	-	-	-
<b>Community Assets</b>	14,232	13,817	13,817	1,151	10,363	10,363	0	0.0%	13,817
Community Facilities	14,232	13,817	13,817	1,151	10,363	10,363	0	0.0%	13,817
Halls	14,232	13,817	13,817	1,151	10,363	10,363	0	0.0%	13,817
<b>Heritage assets</b>	-	-	-	-	-	-	-	-	-
<b>Investment properties</b>	-	-	-	-	-	-	-	-	-
Revenue Generating	-	-	-	-	-	-	-	-	-
<b>Other assets</b>	3,526	3,538	3,538	295	2,654	2,654	-	-	3,538
Operational Buildings	3,526	3,538	3,538	295	2,654	2,654	-	-	3,538
Municipal Offices	3,526	3,538	3,538	295	2,654	2,654	-	-	3,538
Housing	-	-	-	-	-	-	-	-	-
<b>Biological or Cultivated Assets</b>	-	-	-	-	-	-	-	-	-
Biological or Cultivated Assets	-	-	-	-	-	-	-	-	-
<b>Intangible Assets</b>	708	271	271	23	204	204	0	0.0%	271
Servitudes	-	-	-	-	-	-	-	-	-
Licences and Rights	708	271	271	23	204	204	0	0.0%	271
Computer Software and Applications	708	271	271	23	204	204	0	0.0%	271
<b>Computer Equipment</b>	-	-	-	-	-	-	-	-	-
Computer Equipment	-	-	-	-	-	-	-	-	-
<b>Furniture and Office Equipment</b>	2,388	2,316	2,316	193	1,737	1,737	0	0.0%	2,316
Furniture and Office Equipment	2,388	2,316	2,316	193	1,737	1,737	0	0.0%	2,316
<b>Machinery and Equipment</b>	1,452	1,473	1,473	124	1,105	1,105	0	0.0%	1,473
Machinery and Equipment	1,452	1,473	1,473	124	1,105	1,105	0	0.0%	1,473
<b>Transport Assets</b>	6,120	4,716	4,716	392	3,537	3,537	0	0.0%	4,716
Transport Assets	6,120	4,716	4,716	392	3,537	3,537	0	0.0%	4,716
<b>Land</b>	-	-	-	-	-	-	-	-	-
Land	-	-	-	-	-	-	-	-	-
<b>Zoo's, Marine and Non-biological Animals</b>	127	68	68	6	51	51	0	0.0%	68
Zoo's, Marine and Non-biological Animals	127	68	68	6	51	51	0	0.0%	68
<b>Living resources</b>	-	-	-	-	-	-	-	-	-
<b>Total Depreciation</b>	153,790	158,441	158,441	13,203	118,831	118,830	(1)	0.0%	158,441

## Supporting Table SC13e

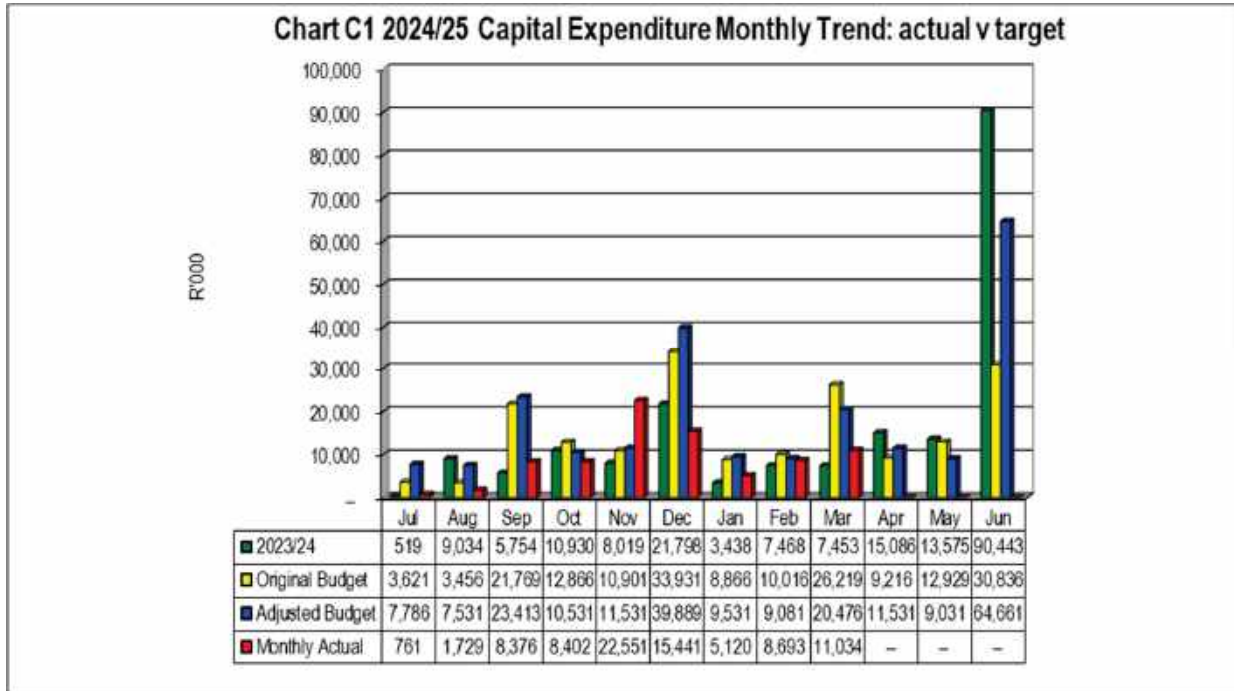
WC032 Overstrand - Supporting Table SC13e Monthly Budget Statement - capital expenditure on upgrading of existing assets by asset class -

Description	2023/24	Budget Year 2024/25							
	Audited Outcome	Original Budget	Adjusted Budget	Monthly Actual	YearTD Actual	YearTD Budget	YTD Variance	YTD Variance %	Full Year Forecast
<b>R thousands</b>									
<b>Capital expenditure on upgrading of existing assets by Asset Class/Sub-class</b>									
<b>Infrastructure</b>	33,725	41,609	43,609	2,309	26,040	31,632	(5,592)	-17.7%	43,609
Roads Infrastructure	-	-	-	-	-	-	-	-	-
Storm water Infrastructure	-	-	-	-	-	-	-	-	-
Electrical Infrastructure	2,767	15,464	15,464	-	5,680	11,598	(5,918)	-51.0%	15,464
MV Networks	2,767	15,464	15,464	-	5,680	11,598	(5,918)	-51.0%	15,464
LV Networks	-	-	-	-	-	-	-	-	-
Capital Spares	-	-	-	-	-	-	-	-	-
Water Supply Infrastructure	541	500	500	-	500	-	500	-	500
Distribution	541	500	500	-	500	-	500	-	500
Sanitation Infrastructure	30,351	25,621	27,621	2,309	19,861	20,016	(155)	-0.8%	27,621
Pump Station	1,059	11,026	13,026	960	7,776	9,769	(1,993)	-20.4%	13,026
Reticulation	117	600	600	40	600	450	150	33.3%	600
Waste Water Treatment Works	29,176	13,995	13,995	1,308	11,485	9,796	1,688	17.2%	13,995
Solid Waste Infrastructure	65	25	25	-	-	19	(19)	-100.0%	25
Waste Drop-off Points	65	25	25	-	-	19	(19)	-100.0%	25
<b>Community Assets</b>	2,290	9,900	10,190	549	4,382	5,410	(1,028)	-19.0%	10,190
Community Facilities	-	-	-	-	-	-	-	-	-
Sport and Recreation Facilities	2,290	9,900	10,190	549	4,382	5,410	(1,028)	-19.0%	10,190
Indoor Facilities	-	-	-	-	-	-	-	-	-
Outdoor Facilities	2,290	9,900	10,190	549	4,382	5,410	(1,028)	-19.0%	10,190
Capital Spares	-	-	-	-	-	-	-	-	-
<b>Heritage assets</b>	-	-	-	-	-	-	-	-	-
<b>Investment properties</b>	-	-	-	-	-	-	-	-	-
<b>Other assets</b>	-	-	-	-	-	-	-	-	-
Operational Buildings	-	-	-	-	-	-	-	-	-
Municipal Offices	-	-	-	-	-	-	-	-	-
Pay/Enquiry Points	-	-	-	-	-	-	-	-	-
Building Plan Offices	-	-	-	-	-	-	-	-	-
Workshops	-	-	-	-	-	-	-	-	-
Yards	-	-	-	-	-	-	-	-	-
Stores	-	-	-	-	-	-	-	-	-
Laboratories	-	-	-	-	-	-	-	-	-
Training Centres	-	-	-	-	-	-	-	-	-
Manufacturing Plant	-	-	-	-	-	-	-	-	-
Depots	-	-	-	-	-	-	-	-	-
Capital Spares	-	-	-	-	-	-	-	-	-
Housing	-	-	-	-	-	-	-	-	-
Staff Housing	-	-	-	-	-	-	-	-	-
Social Housing	-	-	-	-	-	-	-	-	-
Capital Spares	-	-	-	-	-	-	-	-	-
<b>Biological or Cultivated Assets</b>	-	-	-	-	-	-	-	-	-
Biological or Cultivated Assets	-	-	-	-	-	-	-	-	-
<b>Intangible Assets</b>	-	-	-	-	-	-	-	-	-
<b>Computer Equipment</b>	-	-	-	-	-	-	-	-	-
Computer Equipment	-	-	-	-	-	-	-	-	-
<b>Furniture and Office Equipment</b>	-	-	-	-	-	-	-	-	-
Furniture and Office Equipment	-	-	-	-	-	-	-	-	-
<b>Machinery and Equipment</b>	-	-	-	-	-	-	-	-	-
Machinery and Equipment	-	-	-	-	-	-	-	-	-
<b>Transport Assets</b>	-	-	-	-	-	-	-	-	-
Transport Assets	-	-	-	-	-	-	-	-	-
<b>Land</b>	-	-	-	-	-	-	-	-	-
Land	-	-	-	-	-	-	-	-	-
<b>Zoo's, Marine and Non-biological Animals</b>	-	-	-	-	-	-	-	-	-
Zoo's, Marine and Non-biological Animals	-	-	-	-	-	-	-	-	-
<b>Living resources</b>	-	-	-	-	-	-	-	-	-
<b>Total Capital Expenditure on upgrading of existing assets</b>	36,015	51,509	53,800	2,858	30,423	37,042	6,619	17.9%	53,800

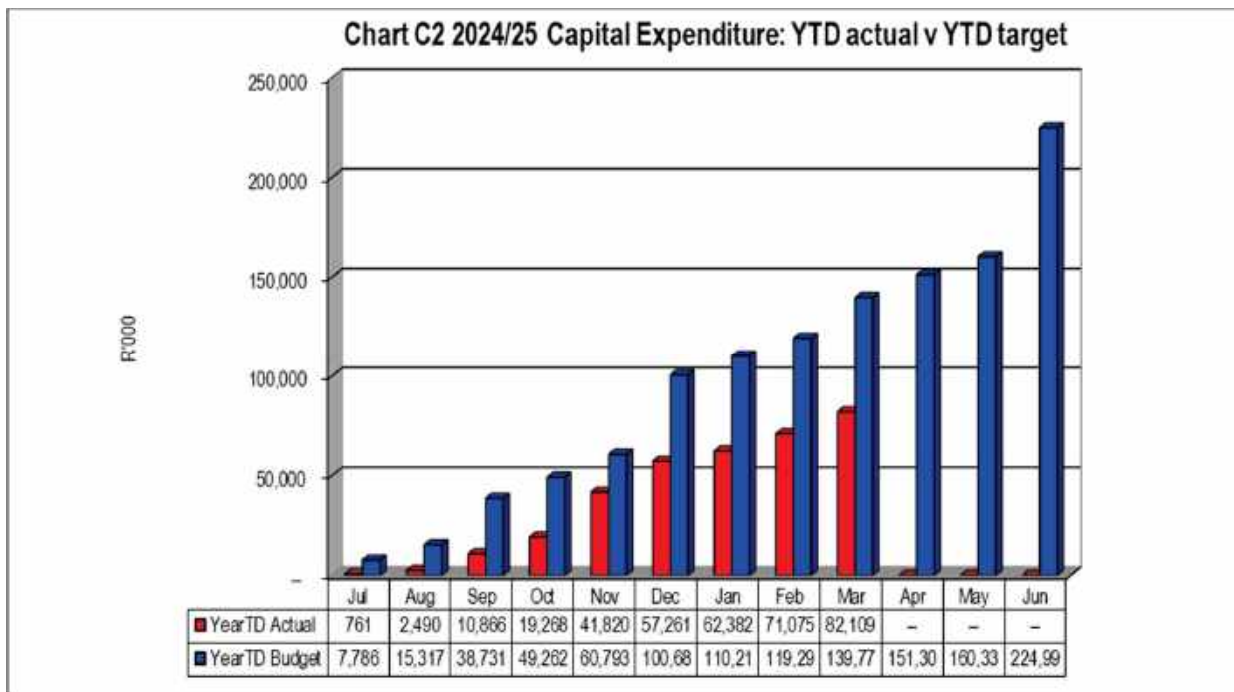
Other supporting documentation

Section 71 charts

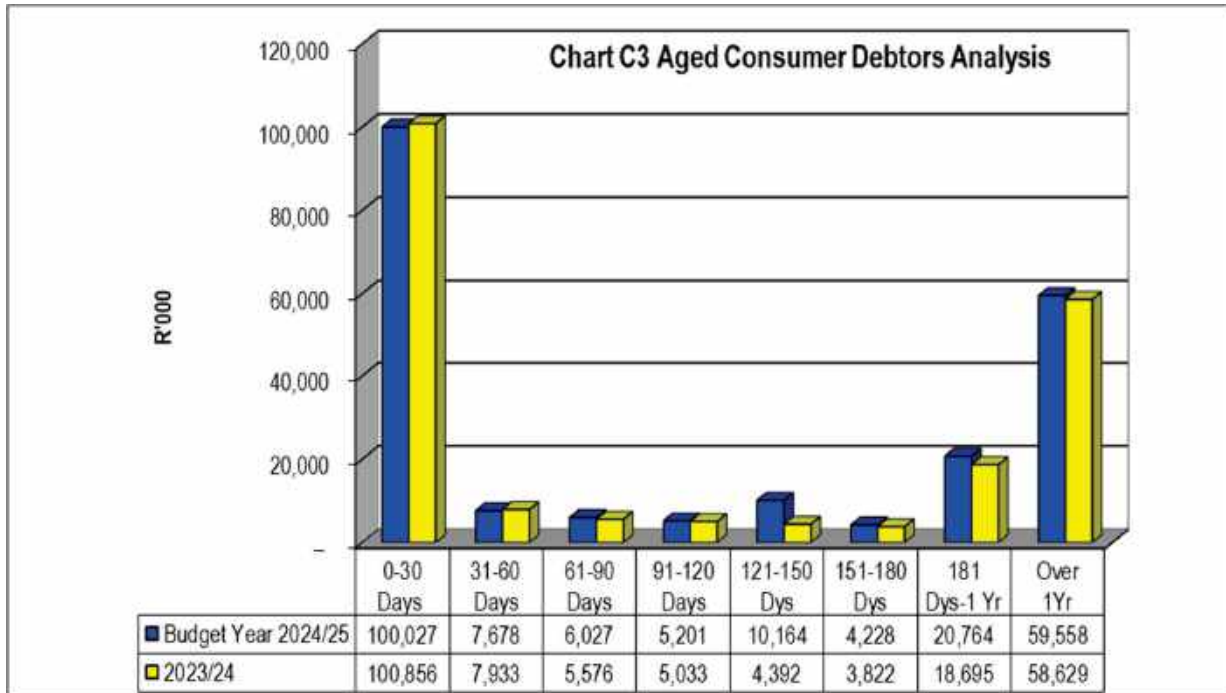
Capital expenditure monthly trend - actual vs target



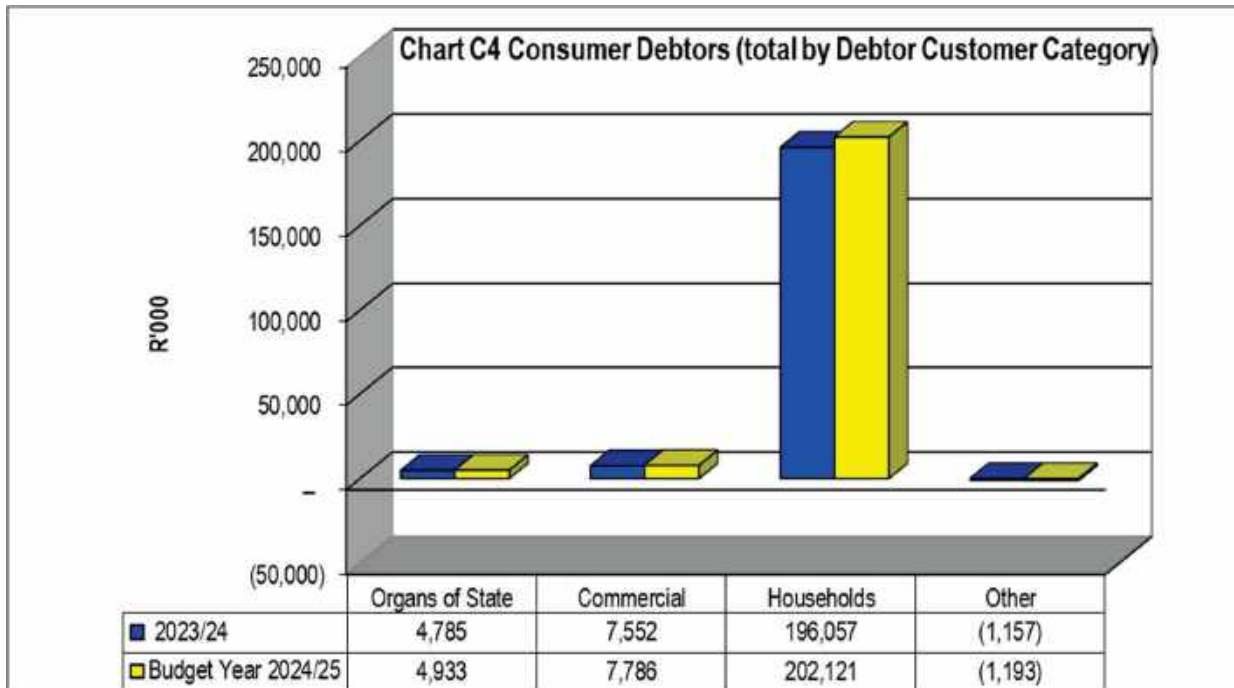
Capital expenditure – YTD actual vs YTD trend



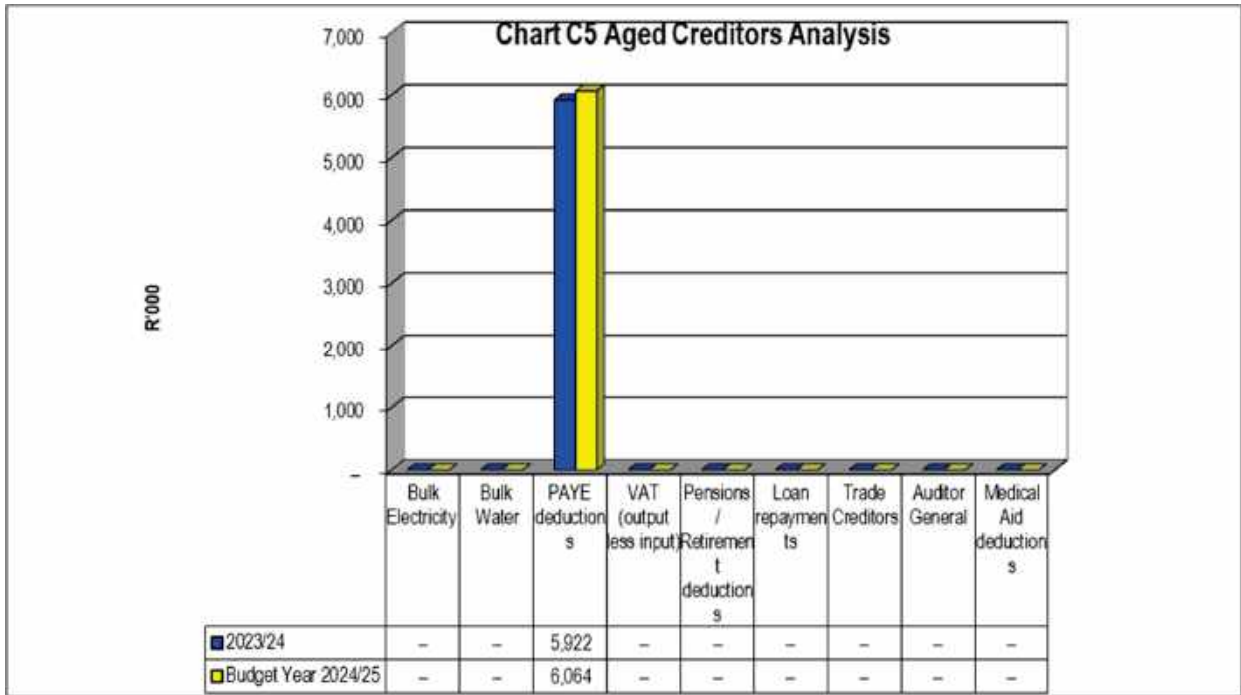
**Debtors Age Analysis**



**Debtors by Type**



**Creditor Payments**



**Municipal manager's quality certification**

I, DGI O'Neill, the Municipal Manager of Overstrand Municipality, hereby certify that the –

- Quarterly Budget Report

for the period ending March 2025 has been prepared in accordance with the Municipal Finance Management Act and regulations made under that Act.

Print name: DGI O'Neill

Municipal Manager of Overstrand Municipality (WC032)

Signature:



Date:

22 April 2025









---

*Service Delivery and Budget  
Implementation Plan (SDBIP)  
3rd Quarterly report:  
01 January – 31 March 2025*

---

The sections below provide an executive summary of service delivery performance in terms of the top level SDBIP for the **third quarter of the 2024/25 financial year**, 01 January 2025 to 31 March 2025.

KPI Result Categories

Category	Colour	Explanation
KPI's Not Yet Measured	 N/A	KPIs with no targets or actuals in the selected period.
KPI's Not Met	 R	0% >= Actual/Target < 75%
KPI's Almost Met	 O	75% >= Actual/Target < 100%
KPI's Met	 G	Actual/Target = 100%
KPI's Well Met	 G2	100% > Actual/Target < 150%
KPI's Extremely Well Met	 B	Actual/Target >= 150%

1.1 STRATEGIC / TOP LAYER SDBIP PERFORMANCE GRAPH FOR CURRENT QUARTER

The graph below displays the overall strategic (top layer SDBIP) per Directorate for the third quarter (January - March 2025).

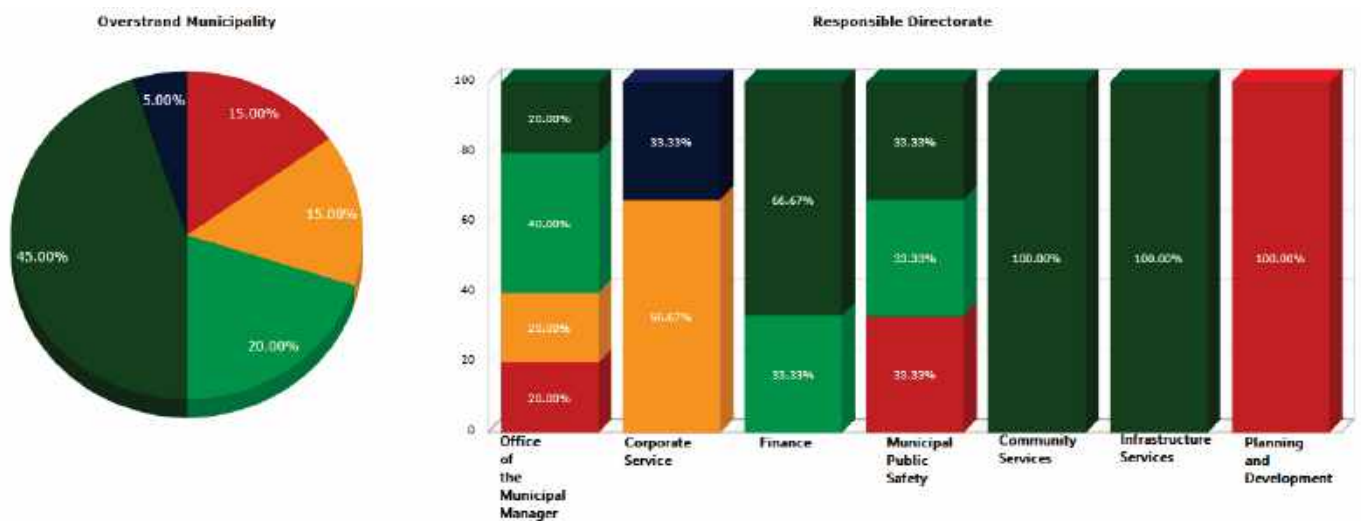







Figure 1: Top layer SDBIP performance for 3<sup>rd</sup> quarter of 2024/25 (1 January - 31 March 2025)

Overstrand Municipality		Responsible Directorate						
		Office of the Municipal Manager	Corporate Service	Finance	Municipal Public Safety	Community Services	Infrastructure Services	Planning and Development
 Not Met	<b>3</b> <b>(15.00%)</b>	1 (20.00%)	-	-	1 (33.33%)	-	-	1 (100.00%)
 Almost Met	<b>3</b> <b>(15.00%)</b>	1 (20.00%)	2 (66.67%)	-	-	-	-	-
 Met	<b>4</b> <b>(20.00%)</b>	2 (40.00%)	-	1 (33.33%)	1 (33.33%)	-	-	-
 Well Met	<b>9</b> <b>(45.00%)</b>	1 (20.00%)	-	2 (66.67%)	1 (33.33%)	1 (100.00%)	4 (100.00%)	-
 Extremely Well Met	<b>1</b> (5.00%)	-	1 (33.33%)	-	-	-	-	-
<b>Total:</b>	<b>20*</b>	<b>5</b>	<b>3</b>	<b>3</b>	<b>3</b>	<b>1</b>	<b>4</b>	<b>1</b>
	<b>100%</b>	<b>25.00%</b>	<b>15.00%</b>	<b>15.00%</b>	<b>15.00%</b>	<b>5.00%</b>	<b>20.00%</b>	<b>5.00%</b>

\* Excludes 23 KPIs which had no targets/actuals for the period selected.

Overall, the municipality met **14 (70%)** of a total number of **20** Top Layer key performance indicators (KPIs) that were measured for the period, 01 January 2025 – 31 March 2025. 3 (15%) of KPIs were almost met and 3 (15%) of the indicators were not met. 23 KPIs had no targets or actuals for the reporting period.

1.2 TOP LAYER SDBIP REPORT: 1 JANUARY – 31 MARCH 2025.

Office of the Municipal Manager

TL KPI Number	Strategic Objective	TL KPI Description	Unit of Measurement	Responsible Owner	Baseline	Source of Evidence	Annual Target	Quarter ending March 2025					Overall Performance for Quarter ending March 2025 (3 <sup>rd</sup> Quarter)		
								Target	Actual	R	Performance Comment	Corrective Measures	Target	Actual	R
TL6	The encouragement of structured community participation in the matters of the municipality	Ward committee meetings held to facilitate consistent and regular communication with residents	Number of ward committee meetings per annum	Municipal Manager	112	Minutes of the ward committee meetings held	56	14	16	G2	[D46] Divisional Manager: Strategic Support Services: 2 ward committee meetings that couldn't be held in December 2024, were postponed and held in January 2025. (January 2025) [D46] Divisional Manager: Strategic	[D46] Divisional Manager: Strategic Support Services: n/a (January 2025) [D46] Divisional Manager: Strategic Support Services: n/a (March 2025)	14	16	G2

TL KPI Number	Strategic Objective	TL KPI Description	Unit of Measurement	Responsible Owner	Baseline	Source of Evidence	Annual Target	Quarter ending March 2025					Overall Performance for Quarter ending March 2025 (3 <sup>rd</sup> Quarter)		
								Target	Actual	R	Performance Comment	Corrective Measures	Target	Actual	R
											Support Services: Target met (March 2025)				
TL7	The provision of democratic, accountable and ethical governance	Submit 4 progress reports on the revision of the top 10 risks as a corrective action to the Top Management Team (1 previous financial year & 3 current financial year)	Number of progress reports submitted	Municipal Manager	3	TMT minutes where item served	4	1	1	G	[D136] Chief Risk Officer: Performance for the reporting period was achieved. (January 2025)	[D136] Chief Risk Officer: N/A (January 2025)	1	1	G
TL30	The provision and maintenance of municipal services	Percentage of a municipality's capital budget actually spent on capital projects identified for the financial year in terms of the	% of the capital budget spent	Municipal Manager	89.21%	Expenditure report from SAMRAS	95%	55%	36.49%	R	[D597] Municipal Manager: KPI Not Met. Actual including shadow = 74,75% (March 2025)	[D597] Municipal Manager: Weekly checking of expenditure reports and instructing of budget holders to	55%	36.49%	R

TL KPI Number	Strategic Objective	TL KPI Description	Unit of Measurement	Responsible Owner	Baseline	Source of Evidence	Annual Target	Quarter ending March 2025					Overall Performance for Quarter ending March 2025 (3 <sup>rd</sup> Quarter)		
								Target	Actual	R	Performance Comment	Corrective Measures	Target	Actual	R
		municipality's IDP {(Actual amount spent on projects as identified for the year in the IDP/Total amount budgeted on capital projects) X100} (MPPMR Reg 10 (c))										monitor and stick to expenditure targets. (March 2025)			
TL35	The provision of democratic, accountable and ethical governance	Sign section 56 performance agreements with all directors by the end of July 2024	Number of agreements signed	Municipal Manager	6	Cover page and signature section of the performance agreements.	5	0	0	N/A			0	0	N/A
TL36	The provision of democratic, accountable and ethical governance	Monitor the implementation of the action plan developed to address all the issues raised in the management	Number of progress reports monitored and submitted to Executive Mayor	Municipal Manager	3	Copy of e-mail and report submitted to the Executive Mayor by the	4	1	1	G	[D7] Municipal Manager: KPI Met (March 2025)		1	1	G

TL KPI Number	Strategic Objective	TL KPI Description	Unit of Measurement	Responsible Owner	Baseline	Source of Evidence	Annual Target	Quarter ending March 2025					Overall Performance for Quarter ending March 2025 (3 <sup>rd</sup> Quarter)			
								Target	Actual	R	Performance Comment	Corrective Measures	Target	Actual	R	
		letter of the Auditor General and submit 4 progress reports to Executive Mayor				Municipal Manager										
TL37	The provision of democratic, accountable and ethical governance	Bi-annual formal performance appraisals of the section 56 appointees for the previous financial period April to June 2024 to be completed by Sept 2024 and the current period - October - December 2024 to be completed by February 2025	Number of appraisals	Municipal Manager	11	Signed appraisals	10	5	4	○	[D8] Municipal Manager: KPI Almost Met (February 2025)	[D8] Municipal Manager: Target could not be reached as a result of vacancies. (February 2025)	5	4	○	

TL KPI Number	Strategic Objective	TL KPI Description	Unit of Measurement	Responsible Owner	Baseline	Source of Evidence	Annual Target	Quarter ending March 2025					Overall Performance for Quarter ending March 2025 (3 <sup>rd</sup> Quarter)		
								Target	Actual	R	Performance Comment	Corrective Measures	Target	Actual	R
TL38	The provision of democratic, accountable and ethical governance	Draft the annual report and submit to the Auditor-General by end August 2024	Draft Annual report submitted	Municipal Manager	1	Confirmation of receipt of the report	1	0	0	N/A			0	0	N/A
TL41	The provision of democratic, accountable and ethical governance	Prepare the final IDP for submission to Council by the end of May 2025	Final IDP submitted	Municipal Manager	1	Council resolution of the approved IDP	1	0	0	N/A			0	0	N/A
TL42	The provision of democratic, accountable and ethical governance	Submit the Final MTREF Budget by the end of May 2025	Final Budget submitted	Municipal Manager	1	Minutes of the meeting where the MTREF was tabled	1	0	0	N/A			0	0	N/A

Corporate Services

TL KPI Number	Strategic Objective	TL KPI Description	Unit of Measurement	Responsible Owner	Baseline	Source of Evidence	Annual Target	Quarter ending March 2025					Overall Performance for Quarter ending March 2025 (3 <sup>rd</sup> Quarter)		
								Target	Actual	R	Performance Comment	Corrective Measures	Target	Actual	R
TL17	The provision of democratic, accountable and ethical governance	The percentage of a municipality's budget (training budget) actually spent on implementing its workplace skills plan (Actual expenditure divided by the budget allocated) (MPPMR Reg 10 (f))	% of the training budget spent on implementation of the WSP	Director: Corporate Services	99.99%	Expenditure reports from SAMRAS system	100%	60%	94.38%	B	[D125] Director: Corporate Services: Target extremely well met. (March 2025)		60%	94.38%	B
TL18	The provision of democratic, accountable and ethical governance	92% of the approved and funded organogram filled {(actual number of posts filled divided by the funded posts budgeted) x100}	% filled	Director: Corporate Services	91%	HR statistics on filled and vacant posts	92%	92%	83.47%	O	[D127] Director: Corporate Services: Target almost met. (March 2025)	[D127] Director: Corporate Services: Due to the Organisational redesign undergone by the municipality, new posts were identified in all the directorates. Motivations to advertise and fill these vacancies are	92%	83.47%	O

TL KPI Number	Strategic Objective	TL KPI Description	Unit of Measurement	Responsible Owner	Baseline	Source of Evidence	Annual Target	Quarter ending March 2025					Overall Performance for Quarter ending March 2025 (3 <sup>rd</sup> Quarter)				
								Target	Actual	R	Performance Comment	Corrective Measures	Target	Actual	R		
TL19	The provision of democratic, accountable and ethical governance	The number of people from employment equity target groups employed in the three highest levels of management in compliance with a municipality's approved employment equity plan (MPPMR Reg 10 (e))	The number of people from EE target groups employed based on staff mobility	Director: Corporate Services	69	Monthly report to respective Directors. Extract from Payday	75	75	63	O	[D86] Divisional Manager: Human Resources Management: Target almost met. 63 people from employment equity target groups employed in the three highest levels of management in compliance with a municipality's approved employment	[D86] Divisional Manager: Human Resources Management: Employment equity target groups employed in the three highest levels of management will differ due to Resignations, retirements, medically disabled, organizational restructuring	75	63	O		

TL KPI Number	Strategic Objective	TL KPI Description	Unit of Measurement	Responsible Owner	Baseline	Source of Evidence	Annual Target	Quarter ending March 2025					Overall Performance for Quarter ending March 2025 (3 <sup>rd</sup> Quarter)		
								Target	Actual	R	Performance Comment	Corrective Measures	Target	Actual	R
											equity plan (January 2025) [D86] Divisional Manager: Human Resources Management: Target almost met. 65 people from employment equity target groups employed in the three highest levels of management will differ due to Resignations, retirements, medically disabled, retirements (February 2025) [D86] Divisional Manager: Human Resources Management: Target almost	(January 2025) [D86] Divisional Manager: Human Resources Management: Employment equity target groups employed in the three highest levels of management will differ due to Resignations, medically disabled, retirements (February 2025) [D86] Divisional Manager: Human Resources			

TL KPI Number	Strategic Objective	TL KPI Description	Unit of Measurement	Responsible Owner	Baseline	Source of Evidence	Annual Target	Quarter ending March 2025					Overall Performance for Quarter ending March 2025 (3 <sup>rd</sup> Quarter)		
								Target	Actual	R	Performance Comment	Corrective Measures	Target	Actual	R
											met. (March 2025)	Management: Employment equity target groups employed in the three highest levels of management will differ due to Resignations, retirements, medically disabled, retirements (March 2025)			

Finance

TL KPI Number	Strategic Objective	TL KPI Description	Unit of Measurement	Responsible Owner	Baseline	Source of Evidence	Annual Target	Quarter ending March 2025					Overall Performance for Quarter ending March 2025 (3 <sup>rd</sup> Quarter)		
								Target	Actual	R	Performance Comment	Corrective Measures	Target	Actual	R
TL9	The provision of democratic, accountable and ethical governance	Financial viability measured in terms of the available cash to cover fixed operating expenditure ((Available cash+ investments)/ Monthly fixed operating expenditure) (MPPMR Reg 10 (g))	Ratio achieved	CFO	5.70	Latest actual ratio available	4.60	0	0	N/A			0	0	N/A
TL10	The provision of democratic, accountable and ethical governance	Financial viability measured in terms of the municipality's ability to meet it's service debt obligations ((Total operating revenue-operating grants received)/debt	Ratio achieved	CFO	28.63	Latest actual ratio available	16	0	0	N/A			0	0	N/A

TL KPI Number	Strategic Objective	TL KPI Description	Unit of Measurement	Responsible Owner	Baseline	Source of Evidence	Annual Target	Quarter ending March 2025					Overall Performance for Quarter ending March 2025 (3 <sup>rd</sup> Quarter)		
								Target	Actual	R	Performance Comment	Corrective Measures	Target	Actual	R
		service payments due within the year) (MPPMR Reg 10 (g))													
TL11	The provision of democratic, accountable and ethical governance	Financial viability measured in terms of the outstanding service debtors (Total outstanding service debtors/ revenue received for services) (MPPMR Reg 10 (g))	% achieved	CFO	13.61%	Latest actual ratio available	11%	0%	0%	N/A			0%	0%	N/A
TL12	The provision of democratic, accountable and ethical governance	Financial statements submitted to the Auditor-General by end August 2024	Financial statements submitted	CFO	1	AFS submitted to the AG	1	0	0	N/A			0	0	N/A

TL KPI Number	Strategic Objective	TL KPI Description	Unit of Measurement	Responsible Owner	Baseline	Source of Evidence	Annual Target	Quarter ending March 2025					Overall Performance for Quarter ending March 2025 (3 <sup>rd</sup> Quarter)		
								Target	Actual	R	Performance Comment	Corrective Measures	Target	Actual	R
TL13	The provision of democratic, accountable and ethical governance	Submit a reviewed long term financial plan to the CFO by end of October 2024	Reviewed long term financial plan submitted	CFO	1	Reviewed long term financial plan	1	0	0	N/A			0	0	N/A
TL14	The provision of democratic, accountable and ethical governance	Report monthly to the MM on the status of 30/60/90 days debtor payments	Number of reports submitted	CFO	0	Email sent to MM	12	3	3	G	[D201] Divisional Manager: Revenue Management: Target met. Submitted the report to the MM on 4 February 2025. (January 2025) [D201] Divisional Manager: Revenue Management: Target met. Submit to MM	[D201] Divisional Manager: Revenue Management: n/a (February 2025) [D201] Divisional Manager: Revenue Management: n/a (March 2025)	3	3	G

TL KPI Number	Strategic Objective	TL KPI Description	Unit of Measurement	Responsible Owner	Baseline	Source of Evidence	Annual Target	Quarter ending March 2025					Overall Performance for Quarter ending March 2025 (3 <sup>rd</sup> Quarter)		
								Target	Actual	R	Performance Comment	Corrective Measures	Target	Actual	R
											and CFO on 05/03/2025, 2nd working day of the month (February 2025) [D201] Divisional Manager: Revenue Management: Target met. Email to MM and CFO on 27/03/2025 iro March 2025 (March 2025)				

TL KPI Number	Strategic Objective	TL KPI Description	Unit of Measurement	Responsible Owner	Baseline	Source of Evidence	Annual Target	Quarter ending March 2025					Overall Performance for Quarter ending March 2025 (3 <sup>rd</sup> Quarter)		
								Target	Actual	R	Performance Comment	Corrective Measures	Target	Actual	R
TL29	The provision and maintenance of municipal services	Provision of free basic electricity, refuse removal, sanitation and water in terms of the equitable share requirements (MPPMR Reg 10 (b))	Number of Indigent households	CFO	1 491	Monthly summary from the indigent register	4 800	4 800	5 634	G2	[D203] Divisional Manager: Revenue Management: Target well met. 5608 Indigent households of 38974 households (January 2025) [D203] Divisional Manager: Revenue Management: 5 880 of 39 254 households (February 2025) [D203] Divisional Manager: Revenue Management: 5634 of 39 264	[D203] Divisional Manager: Revenue Management: n/a (January 2025) [D203] Divisional Manager: Revenue Management: n/a (February 2025) [D203] Divisional Manager: Revenue Management: n/a (March 2025)	4 800	5 634	G2

TL KPI Number	Strategic Objective	TL KPI Description	Unit of Measurement	Responsible Owner	Baseline	Source of Evidence	Annual Target	Quarter ending March 2025					Overall Performance for Quarter ending March 2025 (3 <sup>rd</sup> Quarter)		
								Target	Actual	R	Performance Comment	Corrective Measures	Target	Actual	R
											households (March 2025)				
TL34	The provision of democratic, accountable and ethical governance	Achieve a debt recovery rate not less than 98% (Receipts/total billed for the 12-month period x 100)	% Recovered	CFO	98.96%	Calculation of 12 month rolling average	98%	98%	98.61%	G2	[D246] CFO: KPI met for January 2025. (January 2025) [D246] CFO: KPI well met. (February 2025) [D246] CFO: KPI well met. (March 2025)		98%	98.61%	G2

TL KPI Number	Strategic Objective	TL KPI Description	Unit of Measurement	Responsible Owner	Baseline	Source of Evidence	Annual Target	Quarter ending March 2025					Overall Performance for Quarter ending March 2025 (3 <sup>rd</sup> Quarter)		
								Target	Actual	R	Performance Comment	Corrective Measures	Target	Actual	R
TL20	The creation and maintenance of a safe and healthy environment	Annually review and submit the draft Disaster Management Plan to Council by the end of March	Reviewed plan submitted	Director: Municipal Public Safety	1	Council minutes noting the draft Reviewed Disaster Management Plan	1	1	1	G	[D310] Chief Fire: Target met (March 2025)		1	1	G
TL21	The creation and maintenance of a safe and healthy environment	Annually arrange public awareness sessions on Municipal Public Safety by 30 June	Number of sessions held	Director: Municipal Public Safety	132	Quarterly statistical report	130	45	24	R	[D311] Director: Municipal Public Safety: Target not met. (March 2025)	[D311] Director: Municipal Public Safety: Between the months of February to March 2025, Overstrand Law Enforcement was utilized to assist with the taxi violence that occurred in the	45	24	R

TL KPI Number	Strategic Objective	TL KPI Description	Unit of Measurement	Responsible Owner	Baseline	Source of Evidence	Annual Target	Quarter ending March 2025					Overall Performance for Quarter ending March 2025 (3 <sup>rd</sup> Quarter)		
								Target	Actual	R	Performance Comment	Corrective Measures	Target	Actual	R
												jurisdiction. The number of public awareness sessions will increase in the 4th quarter of 2024/2025. (March 2025)			
TL22	The creation and maintenance of a safe and healthy environment	Collect R20,000,000 Public Safety Income by 30 June 2025 (Actual revenue, excluding the fine impairment amount)	R-value of public safety collected income	Director: Municipal Public Safety	R0	SAMRAS report and Journal for fines impairment	R20 000 000	R5 000 000	R5 500 146	G2	[D312] Director: Municipal Public Safety: Target well met (March 2025)		R5 000 000	R5 500 146	G2
TL23	The creation and maintenance of a safe	Review Community Safety Plan in three-year cycle by end of	Plan reviewed	Director: Municipal Public Safety	1	Reviewed Community Safety Plan	1	0	0	N/A			0	0	N/A

TL KPI Number	Strategic Objective	TL KPI Description	Unit of Measurement	Responsible Owner	Baseline	Source of Evidence	Annual Target	Quarter ending March 2025					Overall Performance for Quarter ending March 2025 (3 <sup>rd</sup> Quarter)			
								Target	Actual	R	Performance Comment	Corrective Measures	Target	Actual	R	
	and healthy environment	June 2025 in conjunction with the Department of Community Safety														

**Community Services**

TL KPI Number	Strategic Objective	TL KPI Description	Unit of Measurement	Responsible Owner	Baseline	Source of Evidence	Annual Target	Quarter ending March 2025					Overall Performance for Quarter ending March 2025 (3 <sup>rd</sup> Quarter)		
								Target	Actual	R	Performance Comment	Corrective Measures	Target	Actual	R
TL1	The provision of democratic, accountable and ethical governance	100% of the operational conditional grant (Libraries & CDW's) spent (Actual expenditure divided by the total grant received)	% of total conditional operational grants spent (Libraries & CDW's)	Director: Community Services	100%	Year to date expenses (SAMRAS report)	100%	75%	88.86%	G2	[D392] Director: Community Services: KPI WELL MET (March 2025)		75%	88.86%	G2

TL KPI Number	Strategic Objective	TL KPI Description	Unit of Measurement	Responsible Owner	Baseline	Source of Evidence	Annual Target	Quarter ending March 2025					Overall Performance for Quarter ending March 2025 (3 <sup>rd</sup> Quarter)		
								Target	Actual	R	Performance Comment	Corrective Measures	Target	Actual	R
TL26	The provision and maintenance of municipal services	Provision of refuse removal, refuse dumps and solid waste disposal to all formal households at least once a week (A household is defined as a residential unit billed for the particular services rendered by way of the financial system (SAMRAS)) (MPPMR Reg 10 (a))	Number of formal households for which refuse is removed at least once a week	Director: Community Services	35 601	Yearly statistics provided by finance department (SAMRAS)	36 313	0	0	N/A			0	0	N/A
TL27	The provision and maintenance of municipal services	Provision of refuse removal, refuse dumps and solid waste disposal to all informal households at least once a week (MPPMR Reg 10 (a))	Number of weekly removal of refuse in informal households (Once per week = 52 weeks per annum)	Director: Community Services	52	Bi- annual eMIS report on the weekly refuse removal.	52	0	0	N/A			0	0	N/A

Infrastructure Services

TL KPI Number	Strategic Objective	TL KPI Description	Unit of Measurement	Responsible Owner	Baseline	Source of Evidence	Annual Target	Quarter ending March 2025					Overall Performance for Quarter ending March 2025 (3 <sup>rd</sup> Quarter)		
								Target	Actual	R	Performance Comment	Corrective Measures	Target	Actual	R
TL2	The provision and maintenance of municipal services	m <sup>2</sup> of roads patched and resealed according to Pavement Management System within available budget	m <sup>2</sup> of roads patched and resealed	Chief Engineer: Infrastructure Services	77 662	Consultant's reseal statistical report	110000	65 000	90 009	G2	[D461] Principal Engineer : Civil Engineering Services: KPI Well Met (March 2025)	[D461] Principal Engineer: Civil Engineering Services: None (March 2025)	65 000	90 009	G2
TL3	The provision and maintenance of municipal services	Quality of effluent comply 75% with general or special limit in terms of the Water Act (Act 36 of 1998)	% compliance	Chief Engineer: Infrastructure Services	75.54%	Report from Directorate Infrastructure (WSA) compiled from independent laboratory test results	75%	75%	75.65%	G2	[D442] Principal Engineer : Civil Infrastructure Planning: Target well met. Quality of effluent complied 75.65% with		75%	75.65%	G2

TL KPI Number	Strategic Objective	TL KPI Description	Unit of Measurement	Responsible Owner	Baseline	Source of Evidence	Annual Target	Quarter ending March 2025					Overall Performance for Quarter ending March 2025 (3 <sup>rd</sup> Quarter)			
								Target	Actual	R	Performance Comment	Corrective Measures	Target	Actual	R	
TL4	The provision and maintenance of municipal services	Quality of potable water comply 95% with SANS 241	% compliance with SANS 241	Chief Engineer: Infrastructure Services	96.99%	Independent Laboratory test result	95%	95%	98.55%	G2	[D443] Principal Engineer : Civil Infrastructure Planning: Target well met. Quality of potable water complied 98.55%		95%	98.55%	G2	

TL KPI Number	Strategic Objective	TL KPI Description	Unit of Measurement	Responsible Owner	Baseline	Source of Evidence	Annual Target	Quarter ending March 2025					Overall Performance for Quarter ending March 2025 (3 <sup>rd</sup> Quarter)		
								Target	Actual	R	Performance Comment	Corrective Measures	Target	Actual	R
											with SANS 241 drinking water quality standards for the quarter. (March 2025)				
TL5	The provision and maintenance of municipal services	Limit unaccounted water to less than 26% {(Number of kilolitre water purified - Number of kilolitre water sold)/Number of kilolitre purified x 100}	% of water unaccounted for	Chief Engineer: Infrastructure Services	24.48%	Consolidated report_SAMRAS (DB4) GFS and Infrastructure (water purified)	25%	0%	0%	N/A			0%	0%	N/A
TL15	The provision and maintenance of municipal services	Limit electricity losses to 7.5% or less {(Number of Electricity Units Purchased - Number of Electricity Units Sold) / Number of Electricity Units	% of electricity unaccounted for	Chief Engineer: Infrastructure Services	6.42%	Electricity losses Excel spreadsheet from Manager: Costing and Reports in	7.50%	0%	0%	N/A			0%	0%	N/A

TL KPI Number	Strategic Objective	TL KPI Description	Unit of Measurement	Responsible Owner	Baseline	Source of Evidence	Annual Target	Quarter ending March 2025					Overall Performance for Quarter ending March 2025 (3 <sup>rd</sup> Quarter)		
								Target	Actual	R	Performance Comment	Corrective Measures	Target	Actual	R
		Purchased and/or Generated) × 100}				Finance Directorate									
TL16	The provision and maintenance of municipal services	Report on the implementation of the Water Service Development plan annually by the end of October	Report submitted	Chief Engineer: Infrastructure Services	1	Letter of submission of Water Services Audit to DWS	1	0	0	N/A			0	0	N/A
TL24	The provision and maintenance of municipal services	Provision of water to informal households (excluding invaded state-owned land and private land) based on the standard of 1 water point to 25 households (MPPMR Reg 10 (a))	The number of taps installed in relation to the number of informal households (excluding invaded land unsuitable for housing and private land)	Chief Engineer: Infrastructure Services	658	Annual report from Housing Department indicating the number of informal households (excluding invaded land unsuitable for housing and private land).	262	0	0	N/A			0	0	N/A

TL KPI Number	Strategic Objective	TL KPI Description	Unit of Measurement	Responsible Owner	Baseline	Source of Evidence	Annual Target	Quarter ending March 2025					Overall Performance for Quarter ending March 2025 (3 <sup>rd</sup> Quarter)		
								Target	Actual	R	Performance Comment	Corrective Measures	Target	Actual	R
						Report on the GPS coordinates on the number of taps to informal households (excluding invaded land unsuitable for housing and private land)									
TL25	The provision and maintenance of municipal services	Provision of cleaned piped water to all formal households within 200 m from households (MPPMR Reg 10 (a))	No of formal households that meet agreed service standards for piped water	Chief Engineer: Infrastructure Services	31 829	Yearly statistics provided by finance department (SAMRAS)	32 466	0	0	N/A			0	0	N/A

TL KPI Number	Strategic Objective	TL KPI Description	Unit of Measurement	Responsible Owner	Baseline	Source of Evidence	Annual Target	Quarter ending March 2025					Overall Performance for Quarter ending March 2025 (3 <sup>rd</sup> Quarter)		
								Target	Actual	R	Performance Comment	Corrective Measures	Target	Actual	R
TL28	The provision and maintenance of municipal services	Provision of Electricity: Number of metered electrical connections in formal areas (Eskom Areas excluded) (Definition: Refers to residential households (RE) and pensioners (PR) as per Finance departments billed households) (MPPMR Reg 10 (a))	Number of formal households that meet agreed service standards	Chief Engineer: Infrastructure Services	23 163	Based on number of households billed by department of finance	22 500	0	0	N/A			0	0	N/A
TL31	The provision and maintenance of municipal services	The provision of sanitation services to informal households (excluding invaded state-owned land and private land) based on the standard of 1 toilet to 5 households (MPPMR Reg 10 (a))	The number of toilet structures provided in relation to the number of informal households (excluding invaded land unsuitable for housing and private land)	Chief Engineer: Infrastructure Services	1 107	Annual report from Housing Department indicating the number of informal households (excluding invaded land unsuitable for housing	785	0	0	N/A			0	0	N/A

TL KPI Number	Strategic Objective	TL KPI Description	Unit of Measurement	Responsible Owner	Baseline	Source of Evidence	Annual Target	Quarter ending March 2025					Overall Performance for Quarter ending March 2025 (3 <sup>rd</sup> Quarter)		
								Target	Actual	R	Performance Comment	Corrective Measures	Target	Actual	R
						and private land). Report on the GPS coordinates for the number of the toilets to informal households (excluding invaded land unsuitable for housing and private land)									
TL32	The provision and maintenance of municipal services	Provision of sanitation services to formal residential households (A household is defined as a residential unit billed for the services rendered by way of the financial system (SAMRAS)) (MPPMR Reg 10 (a))	No of formal residential households which are billed for sewerage in accordance to the SAMRAS financial system	Chief Engineer: Infrastructure Services	32 323	Yearly statistics provided by the Department of Finance	32 969	0	0	N/A			0	0	N/A

TL KPI Number	Strategic Objective	TL KPI Description	Unit of Measurement	Responsible Owner	Baseline	Source of Evidence	Annual Target	Quarter ending March 2025					Overall Performance for Quarter ending March 2025 (3 <sup>rd</sup> Quarter)		
								Target	Actual	R	Performance Comment	Corrective Measures	Target	Actual	R
TL33	The provision and maintenance of municipal services	100% of the Municipal Infrastructure Grant (MIG) spent by 30 June 2025 (Actual MIG expenditure /Allocation received)	% expenditure of allocated MIG funds	Chief Engineer: Infrastructure Services	100%	Monthly MIG report	100%	62.40%	80.70%	G2	[D447] Principal Engineer : Project Management Unit (PMU): Target well met. MIG expenditure 80.7% (March 2025)		62.40%	80.70%	G2
TL39	The provision and maintenance of municipal services	Provision of water to informal households on invaded land with available funding  ("Land Invasion" refers to the illegal occupation of land, with the intention of establishing dwellings / a settlement upon it. An invasion may be	The number of taps installed for informal households on invaded land with available funding	Chief Engineer: Infrastructure Services	99	Report on the GPS coordinates on the number of taps installed for informal households on invaded land	80	0	0	N/A			0	0	N/A

TL KPI Number	Strategic Objective	TL KPI Description	Unit of Measurement	Responsible Owner	Baseline	Source of Evidence	Annual Target	Quarter ending March 2025					Overall Performance for Quarter ending March 2025 (3 <sup>rd</sup> Quarter)		
								Target	Actual	R	Performance Comment	Corrective Measures	Target	Actual	R
		by one individual or by hundreds of households).													
TL40	The provision and maintenance of municipal services	The provision of sanitation services to informal households on invaded land with available funding  ("Land Invasion" refers to the illegal occupation of land, with the intention of establishing dwellings / a settlement upon it. An invasion may be by one individual or by hundreds of households).	The number of toilets provided for informal households on invaded land with available funding	Chief Engineer: Infrastructure Services	171	Report on the GPS coordinates for the number of toilets provided for informal households on invaded land	105	0	0	N/A			0	0	N/A

## Planning &amp; Development

TL KPI Number	Strategic Objective	TL KPI Description	Unit of Measurement	Responsible Owner	Baseline	Source of Evidence	Annual Target	Quarter ending March 2025					Overall Performance for Quarter ending March 2025 (3 <sup>rd</sup> Quarter)		
								Target	Actual	R	Performance Comment	Corrective Measures	Target	Actual	R
TL8	The promotion of tourism, economic and social development	The number of job opportunities created through the EPWP programme and as per set targets (as per grant agreement - FTE's, translates to 1079 work opportunities) (MPPMR Reg 10 (d))	Number of temporary jobs created	Director: Planning and Development	1 059	Internally verified list of beneficiaries appointed	1 079	450	274	R	[D543] Manager: Socio-Economic Services: Target not met. (January 2025)	[D543] Manager: Socio-Economic Services: The target could not be reached due to less seasonal workers appointed during the reporting period. Seasonal workers will be appointed in the last stretch of the current financial year. The overall target	450	274	R

TL KPI Number	Strategic Objective	TL KPI Description	Unit of Measurement	Responsible Owner	Baseline	Source of Evidence	Annual Target	Quarter ending March 2025					Overall Performance for Quarter ending March 2025 (3 <sup>rd</sup> Quarter)		
								Target	Actual	R	Performance Comment	Corrective Measures	Target	Actual	R
												should be achieved by the end of June 2025. An error was detected in the Quarter 2 reported actual. The job opportunities for October 2024 were not taken into consideration when the report was compiled. The figure for October 2024 will be changed from 261 to 383. (January 2025)			
TL43	The promotion of tourism, economic	Support 180 SMME's in terms of the SMME	Number of SMME's supported	Director: Planning and Development	185	Internally verified list of SMME'S supported	180	0	0	N/A			0	0	N/A

TL KPI Number	Strategic Objective	TL KPI Description	Unit of Measurement	Responsible Owner	Baseline	Source of Evidence	Annual Target	Quarter ending March 2025					Overall Performance for Quarter ending March 2025 (3 <sup>rd</sup> Quarter)			
								Target	Actual	R	Performance Comment	Corrective Measures	Target	Actual	R	
	and social development	Development Programme by 30 June 2025														

**RECOMMENDATION TO THE COUNCIL:**

that the content of the report for the third quarter of the 2024/25 financial year on the top-level Service Delivery and Budget Implementation Plan **be noted**.

that the adjusted actual for TL8 for quarter 2 **be approved**.

Appendix to SDBIP Report in preparation and review of the 3<sup>rd</sup> Quarter report 2024/2025.

KPI AMENDMENTS TO THE TOP LAYER SDBIP 2024/2025  
April 2025

Directorate	TOP LAYER KPI NO.	DEPT KPI No.	Current KPI Description	Request made by	Change made	Original	After amendment	Reason
Planning & Development	TL 8	D543	The number of job opportunities created through the EPWP programme and as per set targets (as per grant agreement - FTE's, translates to 1079 work opportunities) (MPPMR Reg 10 (d))	Manager: Socio-Economic Services	Actual performance for Quarter 2	261	383	Error detected in the Quarter 2 reported actual. The job opportunities for October 2024 were not taken into consideration when the report was compiled.

APPROVAL BY MUNICIPAL MANAGER: D O'Neill

*Deau O'Neill*

DATE:

17/04/2025

APPROVAL BY ACTING EXECUTIVE MAYOR: L Ntsabo

*L Ntsabo*

DATE:

17/4/2025

**EXECUTIVE MAYOR'S SPECIAL FUND****Status report in terms of paragraph 7 of the policy**

The Executive Mayor must report to Council on a quarterly basis in respect of the status of the Fund, including amounts withdrawn, the names of the beneficiaries and any donations received.

**Opening Balance 01/07/2024** **R628 994.62**

**Add: Overstrand Budget Allocation 2024/2025** **R1 790 000.00**

**Donations received:**

Quarter 1	Donations received	0.00	
Quarter 2	Donations received	2 550.00	
Quarter 3	Donations received	150.00	
Quarter 4	Donations received		<b>R2 700.00</b>

**Amounts withdrawn:**

Quarter 1	FISHERHAVEN ACADEMY	-3 750.00	
	ACMS-ATHLETE COACHING MAN SYS	-6 000.00	
	AGE-IN-ACTION WESTERN CAPE	-3 000.00	
	GRIEKWA NASIONALE KONFERENSIE VAN SA	-12 000.00	
	HAWSTON SEKONDER-30STE BESTAANSJAAR	-20 000.00	
	MOVEMENT CHAMPIONING CHANGE	-5 000.00	
	GRIEKWA YOUTH	-5 000.00	
	VOS COASTAL PATH MANAGEMENT	-15 000.00	
	HERMANUS HACKING GROUP	-8 000.00	
	MZAMOMHLE WOMANS PROJECTS	-10 000.00	
	OVERBERG NETBALL FEDERATION	-14 000.00	
	ZWELIHLE MILKWOOD FESTIVAL	-225 000.00	
	COUNCILLOR CARE PROJECT: SPORTS TOURNAMENT	-10 000.00	
	GANSBAAI ACADEMIA - SOCCER ATTIRE AND TOILETRIES	-15 000.00	-351 750.00
Quarter 2	SILWERJARE DIENSESENTRUM - PAINT & MAINTENANCE	-25 000.00	
	SIYAKHA COMM EDUCARE - EDUCATIONAL SUPPORT	-20 000.00	
	HAWSTON SEA FESTIVAL - E GILLION	-35 000.00	
	PBRA - FYNBOS IN THE CBD - T. ELS	-5 000.00	
	UPGRADING OF FRAIL CARE DEPARTMENT - R DE CONING	-25 000.00	
	SISONKE SINAKO - MANDABA CRECHE CHAIRS BLANKETS	-20 000.00	
	WESTCLIFF NBHOOD WATCH - WATCH OPERATIONS FUEL E	-6 000.00	
	KRAPPIES & KREFIES KLNMD : MAYORAL FUNDING	-5 000.00	
	HERMANUS FESTIVE LIGHTS PROJECT 2024	-10 000.00	
	RELIEF OF POVERTY/INCR FOOD PRICES - PEARLY SHEL	-11 250.00	
	RESOURCES FOR THE DISABLED - POLKA DOTS TRUST	-5 000.00	
	FUND FOR STUDIES S/N15968146: LETJEBAL	-2 000.00	
	ASSISTANCE: A DA COSTA - JUST CARE	-7 500.00	
	FOOD PARCELS - ASSEMBLY OF GOD GANSBAAI	-15 000.00	
	HAWSTON SEK SKOOL - BIRTHDAY CELEBRATION	-5 000.00	-196 750.00
Quarter 3	SISONKE SINAKO - SHOES FOR LEARNERS	-15 000.00	
	SISONKE SINAKO - DRIVERS LICENCE ASSISTANCE	-5 000.00	
	MAYORAL CARE PROJECT FUNDS -1 LIFE RESCUE TRUST	-5 000.00	
	MAYORAL CARE PROJECT FUNDS-OVERTRAND ASSOCIATION	-5 000.00	
	KLEINMOND ROLBALKLUB - DEVELOPMENT DAY TOURNAMENT	-4 000.00	
	RAISING UP GENERATION - UNIFORMS AND STATIONARY	-20 000.00	
	MOUNT PLEASANT PRIMARY	-8 000.00	
	LAERSKOOL KLEINMOND	-15 510.00	
	MZAMOMHLE WOMANS PROJECT	-40 000.00	
	SA SEA CADETS TS BIRKENHEAD - UNIFORMS	-6 500.00	
	REGENESYS EDUCATION - ANDRIES A TERTIARY STUDIES	-1 000.00	
	LABOUR FOR THE INSTALLATION OF FIRE EQUIPMENT	-13 600.00	
	MOVEMENT CHAMPIONING CHANGE NPO - PAD ME UP CAMP	-10 000.00	
	ASSIST THE CLUB WITH THEIR 80TH ANNIVERSARY	-10 000.00	
	TO ASSIST WITH SOCCER DEVELOPMENT FOR THE YOUTH	-3 000.00	
	SUPPORT PARTICIPANTS INTO THE SPORT AND ASSIST F	-3 000.00	
	STANFORD CONSERV TRUST - PURCH OF WEATHER STATIO	-40 000.00	
	WALKERBAY WOMENS RUGBY - PROMOTE WOMENS RUGBY	-6 000.00	
	SUSTAINABLE FUTURES - HOLIDAY PROGRAMME FOR GIRLS	-6 000.00	
	WE CARE WELFARE - PROGRAMME ON GBV	-10 000.00	
	RENOVATIONS/IMPROVEMENTS AT YOMELELANI	-47 000.00	
	ROAD HOUSE CINEMA - SUPPORT OF LIVE EVENTS/UPLIFT	-10 000.00	
	REMOVAL OF INDIGENOUS PLANTS ON BEACH AREA	-10 000.00	
	FITTING OF ELECTRICAL SUPPLY AT OLD HARBOUR MUSEUM	-5 319.00	
	VOS COASTAL PATH MNG - REPAIR OF COASTAL TILES	-20 000.00	
	MAYORS PROJECT FUNDS-AIM AND FIRE	-2 700.00	
	DELETEK -MAYORS PROJECT FUNDS	-3 540.00	
	REPAIR OF SIDEWALK-VILLAGE OF GOLDEN HARVEST	-40 000.00	-365 169.00
Quarter 4			<b>-R913 669.00</b>

**Closing Balance 31 March 2025**

**R1 508 025.62**

**OVERSTRAND MUNICIPALITY - REPORTING ON THE MUNICIPAL COST CONTAINMENT REGULATIONS, 2019**  
**MARCH 2025**

**Council is herewith informed of the status regarding implementation of the Cost Containment Regulations**

The Municipal Cost Containment Regulations were published on 07 June 2019, with effective date 01 July 2019.

The previous reports to Council (June 2019) addressed the administrative process in anticipation of the regulations. These considerations were based on MFMA Circular No. 82 Cost Containment Measures (Updated November 2016).

Subsequent to the regulations being gazetted, National Treasury issued MFMA Circular No 97 - Cost Containment Measures on 31 July 2019. This circular advises regarding proposed formats for reporting on budgets, expenditure and savings as addressed in the regulations.

Save for revised input pertaining to the consideration of Public Transport in Regulation 7(6)(b), included in changes as approved by council to the Overstrand Travel & Subsistence Policy in consideration of Public Transport, the bulk of the cost containment measures have been captured in various of our Budget related Council Policies. The before-mentioned been considered and updated with the annual revision of policies. The Overstrand Cost Containment Policy was approved by Council on 27 May 2020.

Of importance to note is that the Budget Steering Committee gave effect to stringent cost containment restrictions over the past three years, in terms of the budget policy guidance, to advise Council in this regard.

Templates have furthermore been implemented to guide decision making regarding use of consultants and feasibility considerations.

The administration gave further effect in implementing the regulations and this is being attended to on a continuous basis, applying the stipulations of Budget directives and Budget related policies.

---

## ANNEXURE C 2/3

**Cost Containment In-Year Report (\*\* IMPORTANT - Please note that the unspent amounts will be indicated under savings for the year after Q4, in view of the comments relating to Q1, Q2 and Q3, which state as follows (refer below):**

*“Overstrand Municipality does not budget to create savings. 2. Cost containment considerations implemented multiple budget periods ago. 3.Guiding Templates implemented”*)

	<b>Budget</b>	<b>Q1 (Actual)</b>	<b>Q2 (Actual)</b>	<b>Q3 (Actual)</b>	<b>Q4 (Actual)</b>	<b>Savings</b>
<b>Measures</b>	<b><u>R</u></b>	<b><u>R</u></b>	<b><u>R</u></b>	<b><u>R</u></b>	<b><u>R</u></b>	<b><u>R</u></b>
Use of Consultants	<b>38 619 092</b>	5 492 873	7 696 997	6 154 891		
Vehicles used for political office-bearers	<b>0</b>	0	0	0		
Travel & subsistence: (Please note that deviations from Budgeted amounts also relate to the new normal in terms of scaled down traveling due to virtual meetings, inclusive of a decrease in accommodation costs, Registration Fees w.r.t. conferences, etc.)	<b>933 741</b>	194 936	168 925	148 077		
Domestic accommodation: (Please note that deviations from Budgeted amounts also relate to the new normal in terms of scaled down traveling due to virtual meetings, inclusive of a decrease in accommodation costs, Registration Fees w.r.t. conferences, etc.)	<b>434 412</b>	54 386	40 868	57 269		

## ANNEXURE C 3/3

Sponsorships, events and catering	<b>1 264 524</b>	71 999	282 691	226 477		
Communication	<b>5 817 525</b>	946 172	881 356	1 128 674		
Other related expenditure items	<b>0</b>	0	0	0		
<b>Total</b>	<b>47 069 294</b>	6 760 366	9 070 837	7 715 388		

**MUNICIPAL REGULATIONS ON A STANDARD CHART OF ACCOUNTS (mSCOA):  
POST IMPLEMENTATION STATUS OF mSCOA PROJECT – MARCH 2025**

---

**1. Executive Summary**

**The purpose of this submission to Council is to:**

1. Inform Council on specific initiatives to date by National Treasury to enable a full and complete understanding of the scope and extent of the SCOA implementation as applicable to all municipalities and municipal entities;
2. Report to Council on progress made to date with the implementation of mSCOA at the Overstrand Municipality since the previous report to Council.
3. Maintain an on-going awareness of specific mSCOA initiatives in the Overstrand Municipality; and
4. Considerations on the way forward with the core financial system, being Samras Classic, currently in use by the Overstrand Municipality.

A comprehensive supplementary report in this regard, providing the necessary detail with regard to background and historic information over the past number of years for this National Treasury project, was also included previously (up to 31 December 2019), as part of the reporting to Council.

**2. Updated status 2024/2025: March 2025 (Quarter 3)**

The latest developments with regard to the phasing-out of the current SAMRAS Classic version of the financial system was reported at the end of December 2024 (Quarter 2), the following details are though highlighted again, inclusive of feedback on the SAMRAS Platinum Demonstration at Goudini Spa on 11 & 12 February 2025 –

At the most recent User group meeting (11 December 2024) Solvem, as the current Service provider of the SAMRAS financial system, announced that the SAMRAS Web development would be discontinued and replaced by the SAMRAS Platinum version, due to the following reasons –

- The SAMRAS Classic version of the system is old technology – thus presenting numerous challenges.
- The SAMRAS Web Development (2016) intended to upgrade the Classic version, has a slow uptake, with less than half of customers not yet moved over.
- Furthermore, with the Billing Module not ready to roll out, full implementation of this version will be a lengthy and time-consuming process taking too long.
- This status also posed major challenges for municipalities who has already migrated to the Budget Module and attempted to implement some of the other modules in the web environment, with daily obstacles to manage on both the municipality's side and for Solvem.
- These issues related to the current hybrid approach, referring to some modules of the system running in the Classic environment whilst a few modules in the Web environment also cater for transactions and processes. Before-mentioned scenario is

undesirable and administratively painful for all parties to ensure compliance, also in view of day-to-day operational requirements.

The Solvem presentation at this Usergroup furthermore also include confirmation of a relationship between sister companies, being R Data with their Promun system, Solvem with the SAMRAS system and lastly Inzalo, with their system, referred to as EMS (enterprise Management System). The service offering thus referenced as the best of three top systems in the SA LG market, which would allow the following -

- Allocation of resources between 3 companies;
- Customer support in an enhanced and expanded manner;
- An ERP with additional benefits, stated as fully functioning; and
- A Hosted cloud environment.

Solvem explained that before-mentioned will result in cost savings for all clients.

Feedback shared regarding financial systems evaluation done by the National Treasury-

- On-site visits at multiple municipalities - these exercises included all system vendors.
- Assessments entailed testing of ERP financial systems functionality in terms of compliance with the key business processes (Annexure B of MFMA Circular No 80).
- It was confirmed to the meeting that the SAMRAS Platinum version of Solvem was presented as a demo to National Treasury, with a positive response received from them.

The presentation was concluded with introduction of the *Solvem Upgrade Roadmap*, listing the following areas –

- Client engagements
- Demonstrations
- Proposal
- Implementation plan
- Upgrade to platinum
- Roll out of enhanced services
- Replacement of run-out 3rd party contracts

Solvem also hosted a SAMRAS Platinum Demonstration on 11 - 13 February 2025 at Goudini Spa. These sessions were attended by an Overstrand delegation, inclusive of representation of mSCOA Implementation Steercom members. Before-mentioned however provided limited understanding of the functionality of the new Platinum version.

**IMPORTANT TO NOTE** - Although the budget module in the WEB PORTAL does provide improved capabilities regarding mSCOA, the SAMRAS CLASSIC financial system, where the budget will reside in the transacting environment, poses certain challenges. These challenges relate to mSCOA segmentation, which cannot be accommodated on a multi-dimensional level. This leads to errors when validating monthly closes and inaccurate datastrings being extracted from the financial system, this is also applicable with regard to the budgeting cycle as well as all reporting cycles. The datastring extracts for revenue, expenditure and capital budgets and transactions are usually accurate, but information for the main ledger and cash flows are incorrect in many instances, as explained above. This situation will persist while on the SAMRAS CLASSIC version.


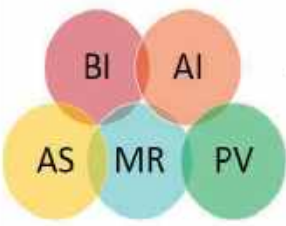


Future system User group meetings, as well as any other platforms will serve as vehicle to gain insight and obtain more detail in assisting the municipality to navigate through this transition period as well.

For Overstrand Municipality the current status will be maintained in further considerations with regard to a financial system implementation for Overstrand Municipality, pending the outcome of a written response from National Treasury, taking into account before-mentioned developments, inclusive of their intended transversal tender on a national level, and any other considerations as might be relevant, in the best interest of the municipality, in ensuring final conclusion of the successful implementation of the mSCOA Regulations.

The mSCOA committee still follows a process of monthly monitoring with regard to before mentioned. Assurance of successful implementation of mSCOA in compliance with the regulations, are regarded as a pre-requisite for good governance practices. Further developments will be closely monitored and any important matters impacting on the current contract with the service provider, will be reported to Council, with the continuation of quarterly reports as part of the Budget Report to Council.

The mSCOA Regulations are not yet fully implemented by municipalities, and the promulgation of the final mSCOA Regulations by National Treasury are only due on a future date, thus not enabling conclusion and presenting Council with a close-out report in this regard.

**\*\*\* Solvem: SAMRAS Financial System - Platinum Upgrade Roadmap:**

<p><b>MODULES OF PLATINUM</b></p> <ul style="list-style-type: none"> <li>• General Ledger</li> <li>• Supply Chain Management</li> <li>• Planning and Budget</li> <li>• Revenue and Property Management</li> <li>• HR and Payroll</li> <li>• Assets</li> <li>• Inventory</li> <li>• Performance Management</li> </ul>  <p>SAMRAS   SERVICE TO S3MM</p>	<p><b>ADDITIONAL MODULES OF PLATINUM</b></p>  <ul style="list-style-type: none"> <li>• BI reporting</li> <li>• AI for management decisions</li> <li>• Meter reading</li> <li>• Prepaid vending</li> </ul> <p>SAMRAS   SERVICE TO S3MM</p>
<p><b>UPGRADE ROADMAP</b></p>  <ul style="list-style-type: none"> <li>• Client engagements</li> <li>• Demonstrations</li> <li>• Proposal</li> <li>• Implementation plan</li> <li>• Upgrade to platinum</li> <li>• Roll out of enhanced services</li> <li>• Replacement of run-out 3<sup>rd</sup> party contracts</li> </ul> <p>SAMRAS   SERVICE TO S3MM</p>	<p><b>CURRENT UPGRADE STATUS</b></p> <ul style="list-style-type: none"> <li>• Three client visits</li> <li>• Three client demo's</li> <li>• Upgrade process to date:             <ol style="list-style-type: none"> <li>1. Planning 1%</li> <li>2. Analysis 2%</li> <li>3. Design 9% (billing 60%)</li> <li>4. Implementation 36% (billing 67%)</li> <li>5. Testing &amp; integration 0%</li> <li>6. Maintenance 0%</li> </ol> </li> </ul>  <p>SAMRAS   SERVICE TO S3MM</p>

## 7.7

**REPORT ON THE PROPOSED 3<sup>RD</sup> ADJUSTMENTS BUDGET FOR 2024/2025**

BA King  
22 April 2025

Divisional Manager: Financial Accounting

(028) 313 8154

---

**1. Executive Summary**

Report prepared in terms of section 28(2)(b)&(g) of the Local Government: Municipal Finance Management Act, 2003 (MFMA) for the 3<sup>rd</sup> Adjustments Budget proposals emanating from a grant allocation reduction, project revisions and an additional public contribution received, which must be approved by Council in terms of legislation.

**2. Service Delivery and Budget Implementation Plan - IGNITE**

Directorate Financial Services  
Financial Accounting

**3. Compliance with Strategic Priorities**

Provision of democratic, accountable and ethical governance  
Provision and maintenance of municipal services

**4. Delegated Authority**

None

**5. Legal Requirements**

Local Government: Municipal Finance Management Act, 2003 (Act 56 of 2003) (MFMA)

**6. Background/Discussion**

In terms of Sections 28(2)(g) of the MFMA, the municipality must adjust its budget within 60 days after the National or Provincial government publishes revised grant allocations for that municipality.

On 25 March 2025, National Treasury published Government Notice No. 6038 in Government Gazette No. 52381 regarding the reduction of the Water Services Infrastructure Grant (WSIG) by an amount of R2,075m. National Treasury approved revised projects for FMG funding.

A memorandum of agreement was concluded with BOCMA (Breede-Oliphants Catchment Management Agency) for the removal of alien

vegetation and associated projects, to the value of R5m over a period of three years.

Further details relating to the 3<sup>rd</sup> adjustments budget proposals are listed in Annexure A.

- **Operational Budget Amendments**

The operational expenditure budget is set to increase by an amount of R100 000 and the revenue budget decreases by an amount of R1,675m.

Expenditure adjustments:

BOCMA Public Contribution	R400 000
Transfer FMG funding to Capital	-R300 000
<b>Total</b>	<b>R100 000</b>

Revenue adjustments:

Water Services Infrastructure Grant	-R2 075 000
BOCMA Public Contribution	R400 000
<b>Total</b>	<b>-R1 675 000</b>

The proposed revised Revenue and Expenditure budget for 2024/2025 is included as **Schedule 2**.

- **Capital Budget Amendments**

The capital expenditure budget for 2024/2025 will decrease with an amount of R1,775m, for the WSIG grant reduction (-R2,075m) and a transfer of FMG funding to the capital budget (R300 000).

Details of the 3<sup>rd</sup> adjustments budget proposals for capital budget changes are listed in Annexure A.

The revised Capital budget for 2024/2025 is included as **Schedule 3**.

- **Financial Position and Cash Flow**

The budgeted financial position and cash flows have been adjusted in accordance with the 3<sup>rd</sup> adjustments budget proposals.

### **Service Delivery and Budget Implementation Plan (SDBIP)**

There are no changes to the service delivery indicators as indicated in the supporting documentation form SB3 of the B Schedule, in Annexure B.

## 7. Financial Implications

### Operating Budget Revenue and Expenditure

Summary:

	<b>CHANGES</b>
EXPENDITURE INCREASE	R100 000
REVENUE DECREASE	-R1 675 000
<b>CHANGE IN SURPLUS/(DEFICIT)</b>	<b>-R1 775 000</b>

### Capital Budget

The capital budget decreases with an amount of R1 775 000.

## 8. Staff Implications

No staff implications.

## 9. Comments from other Departments, Divisions and Administrations

None.

## 10. Schedules & Annexures

- Schedule 1: Budgeted financial performance (revenue and expenditure by municipal vote)
- Schedule 2: Budgeted financial performance (revenue by source & expenditure by type)
- Schedule 3: Budgeted multi-year capital appropriations by standard classification (vote) and associated funding by source
- Schedule 4: Budgeted financial position
- Schedule 5: Budgeted cash flow
- Schedule 6: Cash backed reserves and surplus reconciliation
- Schedule 7: Asset management
- Schedule 8: Basic service delivery measurement
- Schedule 9: Budgeted financial performance (revenue & expenditure by standard classification)
- Schedule 10: Budgeted capital appropriations by municipal vote
- Annexure A: 3<sup>rd</sup> Adjustments Budget Proposals
- Annexure B: B Schedule (Municipal adjustments budget tables)

**RECOMMENDATION TO THE COUNCIL:**

1. that, in terms of section 28 of the Local Government: Municipal Finance Management Act, 2003 (Act 56 of 2003), the 3<sup>rd</sup> Adjustments Budget for 2024/2025 **be approved** as set out in the following schedules:

- Schedule 1:** Budgeted financial performance (revenue & expenditure by municipal vote)
- Schedule 2:** Budgeted financial performance (revenue by source & expenditure by type)
- Schedule 3:** Budgeted multi-year capital appropriations by standard classification (vote) and associated funding by source
- Schedule 4:** Budgeted financial position
- Schedule 5:** Budgeted cash flow
- Schedule 6:** Cash backed reserves and acc. surplus reconciliation
- Schedule 7:** Asset management
- Schedule 8:** Basic service delivery measurement

2. that the following schedules **be noted**:

- Schedule 9:** Budgeted financial performance (revenue & expenditure by standard classification)
- Schedule 10:** Budgeted capital appropriations by municipal vote

3. that the changes (adjusted financial figures) to the Service Delivery and Budget Implementation Plan (SDBIP) for 2024/2025 **be approved**; and
4. that the revised SDBIP for 2024/2025 **be made public**.

**RESPONSIBLE OFFICIAL :****BA KING  
RG LOUW****TARGET DATE FOR IMPLEMENTATION :****2 MAY 2025**

WC032 Overstrand - Table B3 Adjustments Budget Financial Performance (revenue and expenditure by municipal vote) - 30/04/2025

Vote Description	Budget Year 2024/25									Budget Year +1 2025/26	Budget Year +2 2026/27
	Original Budget	Prior Adjusted	Accum. Funds	Multi-year capital	Unfore. Unavoid.	Nat. or Prov. Govt	Other Adjusts.	Total Adjusts.	Adjusted Budget	Adjusted Budget	Adjusted Budget
R thousands	A	3 A1	4 B	5 C	6 D	7 E	8 F	9 G	10 H		
<b>Revenue by Vote</b>											
Vote 1 - Municipal Council	91 820	77 622	-	-	-	-	-	-	77 622	98 003	104 240
Vote 2 - Office of the Municipal Manager	-	1 931	-	-	-	-	-	-	1 931	-	-
Vote 3 - Corporate Services	1 364	1 464	-	-	-	-	300	300	1 764	1 446	1 533
Vote 4 - Financial Services	437 064	452 207	-	-	-	-	(300)	(300)	451 907	456 560	480 618
Vote 5 - Infrastructure Services	1 260 015	1 370 156	-	-	-	-	(2 075)	(2 075)	1 368 081	1 265 982	1 300 423
Vote 6 - Community Services	34 972	38 268	-	-	-	-	-	-	38 268	41 418	41 902
Vote 7 - Municipal Public Safety	61 852	70 323	-	-	-	-	-	-	70 323	62 906	63 896
Vote 8 - Planning and Development	15 707	27 206	-	-	-	-	400	400	27 606	14 572	15 080
<b>Total Revenue by Vote</b>	<b>1 902 794</b>	<b>2 039 177</b>	<b>-</b>	<b>-</b>	<b>-</b>	<b>-</b>	<b>(1 675)</b>	<b>(1 675)</b>	<b>2 037 502</b>	<b>1 940 888</b>	<b>2 007 692</b>
<b>Expenditure by Vote</b>											
Vote 1 - Municipal Council	54 329	53 910	-	-	-	-	-	-	53 910	56 040	59 031
Vote 2 - Office of the Municipal Manager	25 593	30 559	-	-	-	-	-	-	30 559	27 104	28 843
Vote 3 - Corporate Services	72 318	76 578	-	-	-	-	-	-	76 578	75 012	79 944
Vote 4 - Financial Services	138 929	168 137	-	-	-	-	(300)	(300)	167 837	146 994	156 173
Vote 5 - Infrastructure Services	1 210 945	1 261 213	-	-	-	-	-	-	1 261 213	1 256 956	1 298 471
Vote 6 - Community Services	192 551	190 034	-	-	-	-	-	-	190 034	210 644	219 061
Vote 7 - Municipal Public Safety	175 704	191 120	-	-	-	-	-	-	191 120	183 269	191 261
Vote 8 - Planning and Development	73 840	71 184	-	-	-	-	400	400	71 584	65 264	68 990
<b>Total Expenditure by Vote</b>	<b>1 944 209</b>	<b>2 042 734</b>	<b>-</b>	<b>-</b>	<b>-</b>	<b>-</b>	<b>100</b>	<b>100</b>	<b>2 042 834</b>	<b>2 021 283</b>	<b>2 101 774</b>
<b>Surplus/ (Deficit) for the year</b>	<b>(41 415)</b>	<b>(3 557)</b>	<b>-</b>	<b>-</b>	<b>-</b>	<b>-</b>	<b>(1 775)</b>	<b>(1 775)</b>	<b>(5 332)</b>	<b>(80 395)</b>	<b>(94 082)</b>

## SCHEDULE 2

WC032 Overstrand - Table B4 Adjustments Budget Financial Performance (revenue and expenditure) - 30/04/2025

Description	Budget Year 2024/25									Budget Year	Budget Year
	Original Budget	Prior Adjusted	Accum. Funds	Multi-year capital	Unfore. Unavoid.	Nat. or Prov. Govt	Other Adjusts.	Total Adjusts.	Adjusted Budget	+1 2025/26	+2 2026/27
R thousands	A	3 A1	4 B	5 C	6 D	7 E	8 F	9 G	10 H	Adjusted Budget	Adjusted Budget
<b>Revenue</b>											
<b>Exchange Revenue</b>											
Service charges - Electricity	636 747	679 000	-	-	-	-	-	-	679 000	674 952	715 449
Service charges - Water	176 718	197 000	-	-	-	-	-	-	197 000	187 321	198 560
Service charges - Waste Water Management	118 479	126 600	-	-	-	-	-	-	126 600	125 588	133 123
Service charges - Waste Management	108 946	108 946	-	-	-	-	-	-	108 946	115 482	122 411
Sale of Goods and Rendering of Services	102 760	97 788	-	-	-	-	-	-	97 788	66 165	31 109
Agency services	7 103	7 103	-	-	-	-	-	-	7 103	7 529	7 981
Interest	0	0	-	-	-	-	-	-	0	0	0
Interest earned from Receivables	9 400	11 500	-	-	-	-	-	-	11 500	9 964	10 562
Interest earned from Current and Non Current Assets	51 250	59 250	-	-	-	-	-	-	59 250	51 915	52 593
Dividends	-	-	-	-	-	-	-	-	-	-	-
Rent on Land	1 889	1 889	-	-	-	-	-	-	1 889	2 001	2 120
Rental from Fixed Assets	5 676	7 176	-	-	-	-	-	-	7 176	6 015	6 375
Licence and permits	779	779	-	-	-	-	-	-	779	826	875
Operational Revenue	8 539	8 544	-	-	-	-	-	-	8 544	9 029	9 549
<b>Non-Exchange Revenue</b>											
Property rates	361 957	367 000	-	-	-	-	-	-	367 000	383 378	406 073
Surcharges and Taxes	-	-	-	-	-	-	-	-	-	-	-
Fines, penalties and forfeits	44 889	52 460	-	-	-	-	-	-	52 460	44 983	45 083
Licences or permits	2 000	2 000	-	-	-	-	-	-	2 000	2 120	2 247
Transfer and subsidies - Operational	190 368	199 300	-	-	-	-	100	100	199 400	199 421	210 978
Interest	2 110	2 110	-	-	-	-	-	-	2 110	2 237	2 371
Fuel Levy	-	-	-	-	-	-	-	-	-	-	-
Operational Revenue	-	-	-	-	-	-	-	-	-	-	-
Gains on disposal of Assets	-	10 807	-	-	-	-	-	-	10 807	-	-
Other Gains	7 650	7 650	-	-	-	-	-	-	7 650	4 050	3 500
Discontinued Operations	-	-	-	-	-	-	-	-	-	-	-
<b>Total Revenue (excluding capital transfers and contributions)</b>	<b>1 837 261</b>	<b>1 946 903</b>					<b>100</b>	<b>100</b>	<b>1 947 003</b>	<b>1 892 978</b>	<b>1 960 958</b>
<b>Expenditure By Type</b>											
Employee related costs	586 260	593 181	-	-	-	-	-	-	593 181	609 767	650 445
Remuneration of councillors	13 912	13 506	-	-	-	-	-	-	13 506	14 488	15 086
Bulk purchases - electricity	484 477	499 605	-	-	-	-	-	-	499 605	523 235	565 093
Inventory consumed	61 091	64 196	-	-	-	-	-	-	64 196	73 042	73 523
Debt impairment	53 394	67 400	-	-	-	-	-	-	67 400	56 598	59 994
Depreciation and amortisation	158 441	158 441	-	-	-	-	-	-	158 441	167 237	176 574
Interest	49 814	49 814	-	-	-	-	-	-	49 814	51 810	46 707
Contracted services	316 348	342 283	-	-	-	-	400	400	342 683	335 571	352 328
Transfers and subsidies	17 417	16 717	-	-	-	-	-	-	16 717	16 650	17 309
Irrecoverable debts written off	10 709	47 709	-	-	-	-	-	-	47 709	10 709	10 709
Operational costs	192 346	189 882	-	-	-	-	(300)	(300)	189 582	162 176	134 005
Losses on disposal of Assets	-	-	-	-	-	-	-	-	-	-	-
Other Losses	-	-	-	-	-	-	-	-	-	-	-
<b>Total Expenditure</b>	<b>1 944 209</b>	<b>2 042 734</b>					<b>100</b>	<b>100</b>	<b>2 042 834</b>	<b>2 021 283</b>	<b>2 101 774</b>
<b>Surplus/(Deficit)</b>	<b>(106 948)</b>	<b>(95 831)</b>							<b>(95 831)</b>	<b>(128 305)</b>	<b>(140 816)</b>
Transfers and subsidies - capital (monetary allocations)	65 533	88 616	-	-	-	-	(1 775)	(1 775)	86 841	47 910	46 734
Transfers and subsidies - capital (in-kind)	-	3 658	-	-	-	-	-	-	3 658	-	-
<b>Surplus/(Deficit) after capital transfers &amp; contributions</b>	<b>(41 415)</b>	<b>(3 557)</b>							<b>(5 332)</b>	<b>(80 395)</b>	<b>(94 082)</b>
Income Tax	-	-	-	-	-	-	-	-	-	-	-
<b>Surplus/(Deficit) after income tax</b>	<b>(41 415)</b>	<b>(3 557)</b>							<b>(5 332)</b>	<b>(80 395)</b>	<b>(94 082)</b>
Share of Surplus/Deficit attributable to Joint Venture	-	-	-	-	-	-	-	-	-	-	-
Share of Surplus/Deficit attributable to Minorities	-	-	-	-	-	-	-	-	-	-	-
<b>Surplus/(Deficit) attributable to municipality</b>	<b>(41 415)</b>	<b>(3 557)</b>							<b>(5 332)</b>	<b>(80 395)</b>	<b>(94 082)</b>
Share of Surplus/Deficit attributable to Associate	-	-	-	-	-	-	-	-	-	-	-
Intercompany/Parent subsidiary transactions	-	-	-	-	-	-	-	-	-	-	-
<b>Surplus/ (Deficit) for the year</b>	<b>(41 415)</b>	<b>(3 557)</b>							<b>(5 332)</b>	<b>(80 395)</b>	<b>(94 082)</b>

WC032 Overstrand - Table B5 Adjustments Capital Expenditure Budget by vote and funding -30/04/2025

Description	Budget Year 2024/25									Budget Year	Budget Year	
	Original	Prior Adjusted	Accum.	Multi-year	Unfore.	Nat. or Prov.	Other	Total Adjusts.	Adjusted	+1 2025/26	+2 2026/27	
	Budget	5	Funds	capital	Unavoid.	Govt	Adjusts.	11	Budget	Adjusted	Adjusted	
R thousands	A	A1	B	C	D	E	F	G	H	Budget	Budget	
<b>Capital Expenditure - Functional</b>												
<b>Governance and administration</b>	3 490	3 155	-	-	-	-	300	300	3 455	-	-	
Executive and council	520	70	-	-	-	-	-	-	70	-	-	
Finance and administration	2 970	3 085	-	-	-	-	300	300	3 385	-	-	
Internal audit	-	-	-	-	-	-	-	-	-	-	-	
<b>Community and public safety</b>	32 711	56 954	-	-	-	-	-	-	56 954	16 029	24 183	
Community and social services	2 235	1 351	-	-	-	-	-	-	1 351	-	-	
Sport and recreation	13 397	17 509	-	-	-	-	-	-	17 509	16 029	15 183	
Public safety	3 950	6 650	-	-	-	-	-	-	6 650	-	-	
Housing	13 129	31 444	-	-	-	-	-	-	31 444	-	9 000	
Health	-	-	-	-	-	-	-	-	-	-	-	
<b>Economic and environmental services</b>	3 277	7 475	-	-	-	-	-	-	7 475	2 981	6 000	
Planning and development	975	2 875	-	-	-	-	-	-	2 875	-	-	
Road transport	2 302	4 600	-	-	-	-	-	-	4 600	2 981	6 000	
Environmental protection	-	-	-	-	-	-	-	-	-	-	-	
<b>Trading services</b>	145 151	157 410	-	-	-	-	(2 075)	(2 075)	155 335	118 900	86 551	
Energy sources	53 461	51 031	-	-	-	-	-	-	51 031	46 900	37 551	
Water management	43 575	42 775	-	-	-	-	(2 075)	(2 075)	40 700	42 200	16 660	
Waste water management	45 534	58 723	-	-	-	-	-	-	58 723	25 300	28 500	
Waste management	2 580	4 880	-	-	-	-	-	-	4 880	4 500	3 840	
Other	-	-	-	-	-	-	-	-	-	-	-	
<b>Total Capital Expenditure - Functional</b>	<b>184 628</b>	<b>224 994</b>	<b>-</b>	<b>-</b>	<b>-</b>	<b>-</b>	<b>(1 775)</b>	<b>(1 775)</b>	<b>223 219</b>	<b>137 910</b>	<b>116 734</b>	
<b>Funded by:</b>												
National Government	52 299	55 951	-	-	-	-	(1 775)	(1 775)	54 176	47 910	37 734	
Provincial Government	13 129	32 560	-	-	-	-	-	-	32 560	-	9 000	
District Municipality	-	-	-	-	-	-	-	-	-	-	-	
Transfers and subsidies - capital (monetary allocations) (National Government)	105	3 763	-	-	-	-	-	-	3 763	-	-	
<b>Transfers recognised - capital</b>	<b>65 533</b>	<b>92 274</b>	<b>-</b>	<b>-</b>	<b>-</b>	<b>-</b>	<b>(1 775)</b>	<b>(1 775)</b>	<b>90 499</b>	<b>47 910</b>	<b>46 734</b>	
<b>Borrowing</b>	<b>93 010</b>	<b>89 511</b>	<b>-</b>	<b>-</b>	<b>-</b>	<b>-</b>	<b>-</b>	<b>-</b>	<b>89 511</b>	<b>90 000</b>	<b>70 000</b>	
<b>Internally generated funds</b>	<b>26 085</b>	<b>43 209</b>	<b>-</b>	<b>-</b>	<b>-</b>	<b>-</b>	<b>-</b>	<b>-</b>	<b>43 209</b>	<b>-</b>	<b>-</b>	
<b>Total Capital Funding</b>	<b>184 628</b>	<b>224 994</b>	<b>-</b>	<b>-</b>	<b>-</b>	<b>-</b>	<b>(1 775)</b>	<b>(1 775)</b>	<b>223 219</b>	<b>137 910</b>	<b>116 734</b>	

WC032 Overstrand - Table B6 Adjustments Budget Financial Position - 30/04/2025

Description	Budget Year 2024/25									Budget Year +1 2025/26	Budget Year +2 2026/27
	Original Budget	Prior Adjusted 3	Accum. Funds 4	Multi-year capital 5	Unfore. Unavoid. 6	Nat. or Prov. Govt 7	Other Adjusts. 8	Total Adjusts. 9	Adjusted Budget 10	Adjusted Budget	Adjusted Budget
R thousands	A	A1	B	C	D	E	F	G	H		
<b>ASSETS</b>											
<b>Current assets</b>											
Cash and cash equivalents	660 378	676 391	-	-	-	-	-	-	676 391	692 508	698 052
Trade and other receivables from exchange transactions	76 747	123 982	-	-	-	-	-	-	123 982	122 469	121 496
Receivables from non-exchange transactions	33 832	41 105	-	-	-	-	-	-	41 105	42 038	41 933
Current portion of non-current receivables	-	-	-	-	-	-	-	-	-	-	-
Inventory	11 199	11 199	-	-	-	-	-	-	11 199	11 170	11 153
VAT	1 783	1 783	-	-	-	-	-	-	1 783	2 559	3 385
Other current assets	45 087	45 087	-	-	-	-	45 630	45 630	90 717	48 127	51 167
<b>Total current assets</b>	<b>829 027</b>	<b>899 548</b>	<b>-</b>	<b>-</b>	<b>-</b>	<b>-</b>	<b>45 630</b>	<b>45 630</b>	<b>945 178</b>	<b>918 871</b>	<b>927 186</b>
<b>Non current assets</b>											
Investments	84 471	84 471	-	-	-	-	(45 630)	(45 630)	38 840	-	-
Investment property	150 336	150 336	-	-	-	-	17 600	17 600	167 936	171 436	174 936
Property, plant and equipment	3 880 112	3 918 559	-	-	-	-	(1 775)	(1 775)	3 916 784	3 887 814	3 828 353
Biological assets	-	-	-	-	-	-	-	-	-	-	-
Living and non-living resources	1 106	806	-	-	-	-	-	-	806	739	671
Heritage assets	114 055	114 055	-	-	-	-	(4 430)	(4 430)	109 625	109 625	109 625
Intangible assets	7 637	7 637	-	-	-	-	-	-	7 637	7 347	7 036
Trade and other receivables from exchange transactions	-	-	-	-	-	-	-	-	-	-	-
Non-current receivables from non-exchange transactions	-	-	-	-	-	-	-	-	-	-	-
Other non-current assets	-	-	-	-	-	-	-	-	-	-	-
<b>Total non current assets</b>	<b>4 237 717</b>	<b>4 275 864</b>	<b>-</b>	<b>-</b>	<b>-</b>	<b>-</b>	<b>(34 236)</b>	<b>(34 236)</b>	<b>4 241 629</b>	<b>4 176 961</b>	<b>4 120 621</b>
<b>TOTAL ASSETS</b>	<b>5 066 744</b>	<b>5 175 412</b>	<b>-</b>	<b>-</b>	<b>-</b>	<b>-</b>	<b>11 395</b>	<b>11 395</b>	<b>5 186 807</b>	<b>5 095 832</b>	<b>5 047 807</b>
<b>LIABILITIES</b>											
<b>Current liabilities</b>											
Bank overdraft	-	-	-	-	-	-	-	-	-	-	-
Financial liabilities	154 566	154 566	-	-	-	-	-	-	154 566	61 170	71 979
Consumer deposits	58 712	58 712	-	-	-	-	-	-	58 712	56 712	54 712
Trade and other payables from exchange transactions	158 403	158 403	-	-	-	-	-	-	158 403	164 401	162 779
Trade and other payables from non-exchange transactions	-	-	-	-	-	-	-	-	-	-	-
Provisions	53 093	53 093	-	-	-	-	-	-	53 093	56 205	59 078
VAT	3 365	3 365	-	-	-	-	-	-	3 365	4 370	5 435
Other current liabilities	6 643	6 643	-	-	-	-	-	-	6 643	6 942	7 254
<b>Total current liabilities</b>	<b>434 783</b>	<b>434 783</b>	<b>-</b>	<b>-</b>	<b>-</b>	<b>-</b>	<b>-</b>	<b>-</b>	<b>434 783</b>	<b>349 800</b>	<b>361 238</b>
<b>Non current liabilities</b>											
Financial Liabilities	331 786	331 786	-	-	-	-	-	-	331 786	360 616	358 637
Provisions	188 240	188 240	-	-	-	-	-	-	188 240	196 094	204 798
Long term portion of trade payables	-	-	-	-	-	-	-	-	-	-	-
Other non-current liabilities	141 167	141 167	-	-	-	-	-	-	141 167	155 458	170 710
<b>Total non current liabilities</b>	<b>661 193</b>	<b>661 193</b>	<b>-</b>	<b>-</b>	<b>-</b>	<b>-</b>	<b>-</b>	<b>-</b>	<b>661 193</b>	<b>712 168</b>	<b>734 146</b>
<b>TOTAL LIABILITIES</b>	<b>1 095 976</b>	<b>1 095 976</b>	<b>-</b>	<b>-</b>	<b>-</b>	<b>-</b>	<b>-</b>	<b>-</b>	<b>1 095 976</b>	<b>1 061 968</b>	<b>1 095 383</b>
<b>NET ASSETS</b>	<b>3 970 769</b>	<b>4 079 436</b>	<b>-</b>	<b>-</b>	<b>-</b>	<b>-</b>	<b>11 395</b>	<b>11 395</b>	<b>4 090 831</b>	<b>4 033 865</b>	<b>3 952 424</b>
<b>COMMUNITY WEALTH/EQUITY</b>											
Accumulated Surplus/(Deficit)	3 967 539	4 076 207	-	-	-	-	11 395	11 395	4 087 601	4 030 635	3 949 194
Funds and Reserves	3 230	3 230	-	-	-	-	-	-	3 230	3 230	3 230
Other	-	-	-	-	-	-	-	-	-	-	-
<b>TOTAL COMMUNITY WEALTH/EQUITY</b>	<b>3 970 769</b>	<b>4 079 436</b>	<b>-</b>	<b>-</b>	<b>-</b>	<b>-</b>	<b>11 395</b>	<b>11 395</b>	<b>4 090 831</b>	<b>4 033 865</b>	<b>3 952 424</b>

## SCHEDULE 5

WC032 Overstrand - Table B7 Adjustments Budget Cash Flows - 30/04/2025

Description	Budget Year 2024/25									Budget Year	Budget Year
	Original Budget	Prior Adjusted	Accum. Funds	Multi-year capital	Unfore. Unavoid.	Nat. or Prov. Govt	Other Adjusts.	Total Adjusts.	Adjusted Budget	+1 2025/26	+2 2026/27
R thousands	A	3 A1	4 B	5 C	6 D	7 E	8 F	9 G	10 H		
<b>CASH FLOW FROM OPERATING ACTIVITIES</b>											
<b>Receipts</b>											
Property rates	358 095	362 295	-	-	-	-	-	-	362 295	384 064	402 353
Service charges	1 032 355	1 102 689	-	-	-	-	-	-	1 102 689	1 165 182	1 161 604
Other revenue	120 379	120 379	-	-	-	-	-	-	120 379	91 341	56 448
Transfers and Subsidies - Operational	190 368	201 918	-	-	-	-	100	100	202 018	199 421	210 978
Transfers and Subsidies - Capital	65 533	92 274	-	-	-	-	(1 775)	(1 775)	90 499	47 910	46 734
Interest	51 250	51 250	-	-	-	-	-	-	51 250	51 915	52 593
Dividends	-	-	-	-	-	-	-	-	-	-	-
<b>Payments</b>											
Suppliers and employees	(1 609 408)	(1 656 924)	-	-	-	-	(100)	(100)	(1 657 024)	(1 738 563)	(1 751 247)
Finance charges	(49 814)	(49 814)	-	-	-	-	-	-	(49 814)	(51 810)	(46 707)
Transfers and Grants	(17 417)	(17 417)	-	-	-	-	-	-	(17 417)	(16 650)	(17 309)
<b>NET CASH FROM/(USED) OPERATING ACTIVITIES</b>	<b>141 341</b>	<b>206 650</b>	<b>-</b>	<b>-</b>	<b>-</b>	<b>-</b>	<b>(1 775)</b>	<b>(1 775)</b>	<b>204 875</b>	<b>132 811</b>	<b>115 447</b>
<b>CASH FLOWS FROM INVESTING ACTIVITIES</b>											
<b>Receipts</b>											
Proceeds on disposal of PPE	-	13 043	-	-	-	-	-	-	13 043	-	-
Decrease (Increase) in non-current debtors	-	-	-	-	-	-	-	-	-	-	-
Decrease (increase) in non-current receivables	-	-	-	-	-	-	-	-	-	-	-
Decrease (increase) in non-current investments	(4 980)	(4 980)	-	-	-	-	-	-	(4 980)	87 782	-
<b>Payments</b>											
Capital assets	(184 628)	(222 775)	-	-	-	-	1 775	1 775	(221 000)	(137 910)	(116 734)
<b>NET CASH FROM/(USED) INVESTING ACTIVITIES</b>	<b>(189 608)</b>	<b>(214 712)</b>	<b>-</b>	<b>-</b>	<b>-</b>	<b>-</b>	<b>1 775</b>	<b>1 775</b>	<b>(212 937)</b>	<b>(50 128)</b>	<b>(116 734)</b>
<b>CASH FLOWS FROM FINANCING ACTIVITIES</b>											
<b>Receipts</b>											
Short term loans	-	-	-	-	-	-	-	-	-	-	-
Borrowing long term/refinancing	65 000	65 000	-	-	-	-	-	-	65 000	90 000	70 000
Increase (decrease) in consumer deposits	(6 600)	(6 600)	-	-	-	-	-	-	(6 600)	(2 000)	(2 000)
<b>Payments</b>											
Repayment of borrowing	(50 605)	(50 605)	-	-	-	-	-	-	(50 605)	(154 566)	(61 170)
<b>NET CASH FROM/(USED) FINANCING ACTIVITIES</b>	<b>7 795</b>	<b>7 795</b>	<b>-</b>	<b>-</b>	<b>-</b>	<b>-</b>	<b>-</b>	<b>-</b>	<b>7 795</b>	<b>(66 566)</b>	<b>6 830</b>
<b>NET INCREASE/ (DECREASE) IN CASH HELD</b>	<b>(40 473)</b>	<b>(267)</b>	<b>-</b>	<b>-</b>	<b>-</b>	<b>-</b>	<b>-</b>	<b>-</b>	<b>(267)</b>	<b>16 117</b>	<b>5 543</b>
Cash/cash equivalents at the year begin:	700 851	676 658	-	-	-	-	-	-	676 658	676 391	692 508
Cash/cash equivalents at the year end:	660 378	676 391	-	-	-	-	-	-	676 391	692 508	698 052

WC032 Overstrand - Table B8 Cash backed reserves/accumulated surplus reconciliation -30/04/2025

Description	Budget Year 2024/25									Budget Year	Budget Year
	Original	Prior Adjusted	Accum.	Multi-year	Unfore.	Nat. or Prov.	Other	Total Adjusts.	Adjusted	+1 2025/26	+2 2026/27
	Budget	3	Funds	capital	Unavoid.	Govt	Adjusts.	9	Budget	Adjusted	Adjusted
A	A1	B	C	D	E	F	G	H	Budget	Budget	
<b>R thousands</b>											
<b>Cash and investments available</b>											
Cash/cash equivalents at the year end	660 378	676 391	-	-	-	-	-	-	676 391	692 508	698 052
Other current investments > 90 days	0	0	-	-	-	-	-	-	0	0	0
Non current assets - Investments	84 471	84 471	-	-	-	-	(45 630)	(45 630)	38 840	-	-
<b>Cash and investments available:</b>	<b>744 849</b>	<b>760 862</b>	<b>-</b>	<b>-</b>	<b>-</b>	<b>-</b>	<b>(45 630)</b>	<b>(45 630)</b>	<b>715 231</b>	<b>692 508</b>	<b>698 052</b>
<b>Applications of cash and investments</b>											
Unspent conditional transfers	-	-	-	-	-	-	-	-	-	-	-
Unspent borrowing	27 610	27 610	-	-	-	-	-	-	27 610	-	-
Statutory requirements	1 582	1 582	-	-	-	-	-	-	1 582	1 811	2 050
Other working capital requirements	51 918	(485)	-	-	-	-	-	-	(485)	(2 466)	4 437
Other provisions	59 736	59 736	-	-	-	-	-	-	59 736	63 147	66 332
Long term investments committed	84 471	84 471	-	-	-	-	-	-	84 471	-	-
Reserves to be backed by cash/investments	3 230	3 230	-	-	-	-	-	-	3 230	3 230	3 230
<b>Total Application of cash and investments:</b>	<b>228 547</b>	<b>176 144</b>	<b>-</b>	<b>-</b>	<b>-</b>	<b>-</b>	<b>-</b>	<b>-</b>	<b>176 144</b>	<b>65 721</b>	<b>76 049</b>
<b>Surplus(shortfall)</b>	<b>516 302</b>	<b>584 718</b>	<b>-</b>	<b>-</b>	<b>-</b>	<b>-</b>	<b>(45 630)</b>	<b>(45 630)</b>	<b>539 087</b>	<b>626 788</b>	<b>622 003</b>

WC032 Overstrand - Table B9 Asset Management - 30/04/2025

Description	Budget Year 2024/25									Budget Year	Budget Year
	Original	Prior Adjusted	Accum. Funds	Multi-year	Unfore.	Nat. or Prov.	Other Adjusts.	Total Adjusts.	Adjusted	+1 2025/26	+2 2026/27
	Budget	7	8	capital	Unavoid.	Govt			Budget	Adjusted	Adjusted
R thousands	A	A1	B	9	10	11	12	13	14	Budget	Budget
				C	D	E	F	G	H		
<b>CAPITAL EXPENDITURE</b>											
<b>Total New Assets to be adjusted</b>	113 744	150 826	-	-	-	-	(1 775)	(1 775)	149 051	57 869	50 891
<i>Roads Infrastructure</i>	952	3 250	-	-	-	-	-	-	3 250	2 981	6 000
<i>Storm water Infrastructure</i>	10 213	13 536	-	-	-	-	-	-	13 536	-	-
<i>Electrical Infrastructure</i>	32 748	29 325	-	-	-	-	-	-	29 325	24 900	22 551
<i>Water Supply Infrastructure</i>	24 900	24 100	-	-	-	-	(2 075)	(2 075)	22 025	20 700	-
<i>Sanitation Infrastructure</i>	8 500	6 500	-	-	-	-	-	-	6 500	1 500	4 500
<i>Solid Waste Infrastructure</i>	565	1 055	-	-	-	-	-	-	1 055	500	840
<i>Rail Infrastructure</i>	-	-	-	-	-	-	-	-	-	-	-
<i>Coastal Infrastructure</i>	-	-	-	-	-	-	-	-	-	-	-
<i>Information and Communication Infrastructure</i>	-	-	-	-	-	-	300	300	300	-	-
<b>Infrastructure</b>	77 878	77 766	-	-	-	-	(1 775)	(1 775)	75 991	50 581	33 891
Community Facilities	3 350	2 900	-	-	-	-	-	-	2 900	-	-
Sport and Recreation Facilities	2 947	6 769	-	-	-	-	-	-	6 769	5 788	8 000
<b>Community Assets</b>	6 297	9 669	-	-	-	-	-	-	9 669	5 788	8 000
<b>Heritage Assets</b>	-	-	-	-	-	-	-	-	-	-	-
Revenue Generating	-	-	-	-	-	-	-	-	-	-	-
Non-revenue Generating	-	-	-	-	-	-	-	-	-	-	-
<b>Investment properties</b>	-	-	-	-	-	-	-	-	-	-	-
Operational Buildings	2 250	3 750	-	-	-	-	-	-	3 750	1 500	-
Housing	13 129	31 444	-	-	-	-	-	-	31 444	-	9 000
<b>Other Assets</b>	15 379	35 194	-	-	-	-	-	-	35 194	1 500	9 000
<b>Biological or Cultivated Assets</b>	700	400	-	-	-	-	-	-	400	-	-
Servitudes	-	-	-	-	-	-	-	-	-	-	-
Licences and Rights	-	-	-	-	-	-	-	-	-	-	-
<b>Intangible Assets</b>	-	-	-	-	-	-	-	-	-	-	-
Computer Equipment	3 250	3 250	-	-	-	-	-	-	3 250	-	-
Furniture and Office Equipment	865	1 396	-	-	-	-	-	-	1 396	-	-
Machinery and Equipment	1 225	335	-	-	-	-	-	-	335	-	-
Transport Assets	8 150	22 816	-	-	-	-	-	-	22 816	-	-
Land	-	-	-	-	-	-	-	-	-	-	-
Zoo's, Marine and Non-biological Animals	-	-	-	-	-	-	-	-	-	-	-
Mature	-	-	-	-	-	-	-	-	-	-	-
Immature	-	-	-	-	-	-	-	-	-	-	-
Living Resources	-	-	-	-	-	-	-	-	-	-	-
<b>Total Renewal of Existing Assets to be adjusted</b>	19 375	20 368	-	-	-	-	-	-	20 368	27 700	19 160
<i>Roads Infrastructure</i>	-	-	-	-	-	-	-	-	-	-	-
<i>Storm water Infrastructure</i>	-	-	-	-	-	-	-	-	-	-	-
<i>Electrical Infrastructure</i>	1 500	2 492	-	-	-	-	-	-	2 492	2 000	-
<i>Water Supply Infrastructure</i>	17 175	17 175	-	-	-	-	-	-	17 175	21 000	16 160
<i>Sanitation Infrastructure</i>	700	700	-	-	-	-	-	-	700	700	-
<i>Solid Waste Infrastructure</i>	-	-	-	-	-	-	-	-	-	4 000	3 000
<i>Rail Infrastructure</i>	-	-	-	-	-	-	-	-	-	-	-
<i>Coastal Infrastructure</i>	-	-	-	-	-	-	-	-	-	-	-
<i>Information and Communication Infrastructure</i>	-	-	-	-	-	-	-	-	-	-	-
<b>Infrastructure</b>	19 375	20 368	-	-	-	-	-	-	20 368	27 700	19 160
Community Facilities	-	-	-	-	-	-	-	-	-	-	-
Sport and Recreation Facilities	-	-	-	-	-	-	-	-	-	-	-
<b>Community Assets</b>	-	-	-	-	-	-	-	-	-	-	-
<b>Heritage Assets</b>	-	-	-	-	-	-	-	-	-	-	-
Revenue Generating	-	-	-	-	-	-	-	-	-	-	-
Non-revenue Generating	-	-	-	-	-	-	-	-	-	-	-
<b>Investment properties</b>	-	-	-	-	-	-	-	-	-	-	-
Operational Buildings	-	-	-	-	-	-	-	-	-	-	-
Housing	-	-	-	-	-	-	-	-	-	-	-
<b>Other Assets</b>	-	-	-	-	-	-	-	-	-	-	-
<b>Biological or Cultivated Assets</b>	-	-	-	-	-	-	-	-	-	-	-
Servitudes	-	-	-	-	-	-	-	-	-	-	-
Licences and Rights	-	-	-	-	-	-	-	-	-	-	-
<b>Intangible Assets</b>	-	-	-	-	-	-	-	-	-	-	-
Computer Equipment	-	-	-	-	-	-	-	-	-	-	-
Furniture and Office Equipment	-	-	-	-	-	-	-	-	-	-	-
Machinery and Equipment	-	-	-	-	-	-	-	-	-	-	-
Transport Assets	-	-	-	-	-	-	-	-	-	-	-
Land	-	-	-	-	-	-	-	-	-	-	-
Zoo's, Marine and Non-biological Animals	-	-	-	-	-	-	-	-	-	-	-
Mature	-	-	-	-	-	-	-	-	-	-	-
Immature	-	-	-	-	-	-	-	-	-	-	-
Living Resources	-	-	-	-	-	-	-	-	-	-	-
<b>Total Upgrading of Existing Assets to be adjusted</b>	51 509	53 800	-	-	-	-	-	-	53 800	52 341	46 683
<i>Roads Infrastructure</i>	-	-	-	-	-	-	-	-	-	-	-
<i>Storm water Infrastructure</i>	-	-	-	-	-	-	-	-	-	-	-
<i>Electrical Infrastructure</i>	15 464	15 464	-	-	-	-	-	-	15 464	18 500	15 000
<i>Water Supply Infrastructure</i>	500	500	-	-	-	-	-	-	500	500	500
<i>Sanitation Infrastructure</i>	25 621	27 621	-	-	-	-	-	-	27 621	23 100	24 000
<i>Solid Waste Infrastructure</i>	25	25	-	-	-	-	-	-	25	-	-
<i>Rail Infrastructure</i>	-	-	-	-	-	-	-	-	-	-	-
<i>Coastal Infrastructure</i>	-	-	-	-	-	-	-	-	-	-	-
<i>Information and Communication Infrastructure</i>	-	-	-	-	-	-	-	-	-	-	-
<b>Infrastructure</b>	41 609	43 609	-	-	-	-	-	-	43 609	42 100	39 500
Community Facilities	-	-	-	-	-	-	-	-	-	-	-
Sport and Recreation Facilities	9 900	10 190	-	-	-	-	-	-	10 190	10 241	7 183
<b>Community Assets</b>	9 900	10 190	-	-	-	-	-	-	10 190	10 241	7 183
<b>Heritage Assets</b>	-	-	-	-	-	-	-	-	-	-	-

Description	Budget Year 2024/25									Budget Year +1 2025/26	Budget Year +2 2026/27
	Original Budget	Prior Adjusted	Accum. Funds	Multi-year capital	Unfore. Unavoid.	Nat. or Prov. Govt	Other Adjusts.	Total Adjusts.	Adjusted Budget	Adjusted Budget	Adjusted Budget
R thousands	A	7 A1	8 B	9 C	10 D	11 E	12 F	13 G	14 H		
Revenue Generating	-	-	-	-	-	-	-	-	-	-	-
Non-revenue Generating	-	-	-	-	-	-	-	-	-	-	-
<b>Investment properties</b>	-	-	-	-	-	-	-	-	-	-	-
Operational Buildings	-	-	-	-	-	-	-	-	-	-	-
Housing	-	-	-	-	-	-	-	-	-	-	-
<b>Other Assets</b>	-	-	-	-	-	-	-	-	-	-	-
<b>Biological or Cultivated Assets</b>	-	-	-	-	-	-	-	-	-	-	-
Servitudes	-	-	-	-	-	-	-	-	-	-	-
Licences and Rights	-	-	-	-	-	-	-	-	-	-	-
<b>Intangible Assets</b>	-	-	-	-	-	-	-	-	-	-	-
Computer Equipment	-	-	-	-	-	-	-	-	-	-	-
Furniture and Office Equipment	-	-	-	-	-	-	-	-	-	-	-
Machinery and Equipment	-	-	-	-	-	-	-	-	-	-	-
Transport Assets	-	-	-	-	-	-	-	-	-	-	-
Land	-	-	-	-	-	-	-	-	-	-	-
<b>Zoo's, Marine and Non-biological Animals</b>	-	-	-	-	-	-	-	-	-	-	-
Mature	-	-	-	-	-	-	-	-	-	-	-
Immature	-	-	-	-	-	-	-	-	-	-	-
<b>Living Resources</b>	-	-	-	-	-	-	-	-	-	-	-
<b>Total Capital Expenditure to be adjusted</b>											
Roads Infrastructure	952	3 250	-	-	-	-	-	-	3 250	2 981	6 000
Storm water Infrastructure	10 213	13 536	-	-	-	-	-	-	13 536	-	-
Electrical Infrastructure	49 711	47 281	-	-	-	-	-	-	47 281	45 400	37 551
Water Supply Infrastructure	42 575	41 775	-	-	-	-	(2 075)	(2 075)	39 700	42 200	16 660
Sanitation Infrastructure	34 821	34 821	-	-	-	-	-	-	34 821	25 300	28 500
Solid Waste Infrastructure	590	1 080	-	-	-	-	-	-	1 080	4 500	3 840
Rail Infrastructure	-	-	-	-	-	-	-	-	-	-	-
Coastal Infrastructure	-	-	-	-	-	-	-	-	-	-	-
Information and Communication Infrastructure	-	-	-	-	-	-	300	300	300	-	-
<b>Infrastructure</b>	<b>138 863</b>	<b>141 744</b>	-	-	-	-	<b>(1 775)</b>	<b>(1 775)</b>	<b>139 969</b>	<b>120 381</b>	<b>92 551</b>
Community Facilities	3 350	2 900	-	-	-	-	-	-	2 900	-	-
Sport and Recreation Facilities	12 847	16 959	-	-	-	-	-	-	16 959	16 029	15 183
<b>Community Assets</b>	<b>16 197</b>	<b>19 859</b>	-	-	-	-	-	-	<b>19 859</b>	<b>16 029</b>	<b>15 183</b>
<b>Heritage Assets</b>	-	-	-	-	-	-	-	-	-	-	-
Revenue Generating	-	-	-	-	-	-	-	-	-	-	-
Non-revenue Generating	-	-	-	-	-	-	-	-	-	-	-
<b>Investment properties</b>	-	-	-	-	-	-	-	-	-	-	-
Operational Buildings	2 250	3 750	-	-	-	-	-	-	3 750	1 500	-
Housing	13 129	31 444	-	-	-	-	-	-	31 444	-	9 000
<b>Other Assets</b>	<b>15 379</b>	<b>35 194</b>	-	-	-	-	-	-	<b>35 194</b>	<b>1 500</b>	<b>9 000</b>
<b>Biological or Cultivated Assets</b>	<b>700</b>	<b>400</b>	-	-	-	-	-	-	<b>400</b>	-	-
Servitudes	-	-	-	-	-	-	-	-	-	-	-
Licences and Rights	-	-	-	-	-	-	-	-	-	-	-
<b>Intangible Assets</b>	-	-	-	-	-	-	-	-	-	-	-
Computer Equipment	3 250	3 250	-	-	-	-	-	-	3 250	-	-
Furniture and Office Equipment	865	1 396	-	-	-	-	-	-	1 396	-	-
Machinery and Equipment	1 225	335	-	-	-	-	-	-	335	-	-
Transport Assets	8 150	22 816	-	-	-	-	-	-	22 816	-	-
Land	-	-	-	-	-	-	-	-	-	-	-
<b>Zoo's, Marine and Non-biological Animals</b>	-	-	-	-	-	-	-	-	-	-	-
Mature	-	-	-	-	-	-	-	-	-	-	-
Immature	-	-	-	-	-	-	-	-	-	-	-
<b>Living Resources</b>	-	-	-	-	-	-	-	-	-	-	-
<b>TOTAL CAPITAL EXPENDITURE to be adjusted</b>	<b>184 628</b>	<b>224 994</b>	-	-	-	-	<b>(1 775)</b>	<b>(1 775)</b>	<b>223 219</b>	<b>137 910</b>	<b>116 734</b>
<b>ASSET REGISTER SUMMARY - PPE (WDV)</b>											
Roads Infrastructure	875 222	877 520	-	-	-	-	-	-	877 520	830 806	783 135
Storm water Infrastructure	246 734	250 419	-	-	-	-	-	-	250 419	241 520	232 442
Electrical Infrastructure	603 240	600 810	-	-	-	-	-	-	600 810	618 014	626 805
Water Supply Infrastructure	554 132	553 332	-	-	-	-	-	-	553 332	569 480	559 846
Sanitation Infrastructure	503 640	503 640	-	-	-	-	-	-	503 640	506 363	511 158
Solid Waste Infrastructure	44 240	44 240	-	-	-	-	-	-	44 240	45 317	45 700
Rail Infrastructure	-	-	-	-	-	-	-	-	-	-	-
Coastal Infrastructure	-	-	-	-	-	-	-	-	-	-	-
Information and Communication Infrastructure	-	-	-	-	-	-	300	300	300	300	300
<b>Infrastructure</b>	<b>2 827 209</b>	<b>2 829 962</b>	-	-	-	-	<b>300</b>	<b>300</b>	<b>2 830 262</b>	<b>2 811 800</b>	<b>2 759 386</b>
Community Assets	-	-	-	-	-	-	-	-	-	-	-
Heritage Assets	114 055	114 055	-	-	-	-	(4 430)	(4 430)	109 625	109 625	109 625
Revenue Generating	-	-	-	-	-	-	-	-	-	-	-
Non-revenue Generating	-	-	-	-	-	-	-	-	-	-	-
Investment properties	150 336	150 336	-	-	-	-	17 600	17 600	167 936	171 436	174 936
Operational Buildings	-	-	-	-	-	-	-	-	-	-	-
Housing	-	-	-	-	-	-	-	-	-	-	-
Other Assets	923 672	939 337	-	-	-	-	(2 075)	(2 075)	937 262	941 357	944 482
Biological or Cultivated Assets	-	5 231	-	-	-	-	-	-	5 231	-	-
Servitudes	-	-	-	-	-	-	-	-	-	-	-
Licences and Rights	-	-	-	-	-	-	-	-	-	-	-

## SCHEDULE 7

Description	Budget Year 2024/25									Budget Year	Budget Year
	Original Budget	Prior Adjusted	Accum. Funds	Multi-year capital	Unfore. Unavoid.	Nat. or Prov. Govt	Other Adjusts.	Total Adjusts.	Adjusted Budget	+1 2025/26 Adjusted Budget	+2 2026/27 Adjusted Budget
R thousands	A	7 A1	8 B	9 C	10 D	11 E	12 F	13 G	14 H		
Intangible Assets	7 709	7 709	-	-	-	-	-	-	7 709	7 347	7 036
Computer Equipment	-	-	-	-	-	-	-	-	-	-	-
Furniture and Office Equipment	20 289	20 420	-	-	-	-	-	-	20 420	17 873	15 070
Machinery and Equipment	7 577	7 577	-	-	-	-	-	-	7 577	5 957	4 174
Transport Assets	101 294	115 960	-	-	-	-	-	-	115 960	110 828	105 241
Land	-	-	-	-	-	-	-	-	-	-	-
Zoo's, Marine and Non-biological Animals	-	-	-	-	-	-	-	-	-	-	-
Living Resources	1 106	806	-	-	-	-	-	-	806	739	671
<b>TOTAL ASSET REGISTER SUMMARY - PPE (WDV)</b>	<b>4 153 246</b>	<b>4 191 393</b>	<b>-</b>	<b>-</b>	<b>-</b>	<b>-</b>	<b>11 395</b>	<b>11 395</b>	<b>4 202 788</b>	<b>4 176 961</b>	<b>4 120 621</b>
<b>EXPENDITURE OTHER ITEMS</b>											
<b>Depreciation &amp; asset impairment</b>	158 441	158 441	-	-	-	-	-	-	158 441	167 237	176 574
<b>Repairs and Maintenance by asset class</b>	<b>295 774</b>	<b>317 817</b>	<b>-</b>	<b>-</b>	<b>-</b>	<b>-</b>	<b>-</b>	<b>-</b>	<b>317 817</b>	<b>314 713</b>	<b>329 429</b>
<i>Roads Infrastructure</i>	78 769	79 784	-	-	-	-	-	-	79 784	97 762	103 800
<i>Storm water Infrastructure</i>	6 361	11 679	-	-	-	-	-	-	11 679	6 573	6 943
<i>Electrical Infrastructure</i>	40 144	45 567	-	-	-	-	-	-	45 567	42 117	45 113
<i>Water Supply Infrastructure</i>	24 954	19 116	-	-	-	-	-	-	19 116	26 324	27 936
<i>Sanitation Infrastructure</i>	14 322	15 431	-	-	-	-	-	-	15 431	14 738	15 395
<i>Solid Waste Infrastructure</i>	8 620	10 658	-	-	-	-	-	-	10 658	9 081	9 717
<i>Rail Infrastructure</i>	-	-	-	-	-	-	-	-	-	-	-
<i>Coastal Infrastructure</i>	-	-	-	-	-	-	-	-	-	-	-
<i>Information and Communication Infrastructure</i>	-	-	-	-	-	-	-	-	-	-	-
Infrastructure	173 170	182 234	-	-	-	-	-	-	182 234	196 595	208 905
Community Facilities	49 396	47 904	-	-	-	-	-	-	47 904	44 867	47 630
Sport and Recreation Facilities	17 042	15 081	-	-	-	-	-	-	15 081	19 813	17 405
Community Assets	66 438	62 985	-	-	-	-	-	-	62 985	64 681	65 035
Heritage Assets	-	-	-	-	-	-	-	-	-	-	-
Revenue Generating	-	-	-	-	-	-	-	-	-	-	-
Non-revenue Generating	-	-	-	-	-	-	-	-	-	-	-
Investment properties	-	-	-	-	-	-	-	-	-	-	-
Operational Buildings	13 758	20 254	-	-	-	-	-	-	20 254	15 299	14 922
Housing	-	-	-	-	-	-	-	-	-	-	-
Other Assets	13 758	20 254	-	-	-	-	-	-	20 254	15 299	14 922
Biological or Cultivated Assets	-	-	-	-	-	-	-	-	-	-	-
Servitudes	-	-	-	-	-	-	-	-	-	-	-
Licences and Rights	8 967	9 317	-	-	-	-	-	-	9 317	9 720	10 707
Intangible Assets	8 967	9 317	-	-	-	-	-	-	9 317	9 720	10 707
Computer Equipment	2 566	3 026	-	-	-	-	-	-	3 026	2 697	2 858
Furniture and Office Equipment	7 747	1 682	-	-	-	-	-	-	1 682	1 322	1 339
Machinery and Equipment	5 983	7 282	-	-	-	-	-	-	7 282	6 267	6 485
Transport Assets	17 145	31 037	-	-	-	-	-	-	31 037	18 132	19 178
Land	-	-	-	-	-	-	-	-	-	-	-
Zoo's, Marine and Non-biological Animals	-	-	-	-	-	-	-	-	-	-	-
Mature	-	-	-	-	-	-	-	-	-	-	-
Immature	-	-	-	-	-	-	-	-	-	-	-
Living Resources	-	-	-	-	-	-	-	-	-	-	-
<b>TOTAL EXPENDITURE OTHER ITEMS to be adjusted</b>	<b>454 215</b>	<b>476 258</b>	<b>-</b>	<b>-</b>	<b>-</b>	<b>-</b>	<b>-</b>	<b>-</b>	<b>476 258</b>	<b>481 950</b>	<b>506 003</b>
<i>Renewal and upgrading of Existing Assets as % of total</i>	38.4%	33.0%							33.2%	58.0%	56.4%
<i>Renewal and upgrading of Existing Assets as % of depre</i>	44.7%	46.8%							46.8%	47.9%	37.3%
<i>R&amp;M as a % of PPE</i>	7.1%	7.6%							7.6%	7.5%	8.0%
<i>Renewal and upgrading and R&amp;M as a % of PPE</i>	8.8%	9.4%							9.3%	9.5%	9.6%

WC032 Overstrand - Table B10 Basic service delivery measurement - 30/04/2025

Description	Budget Year 2024/25									Budget Year +1 2025/26	Budget Year +2 2026/27
	Original Budget	Prior Adjusted	Accum. Funds	Multi-year capital	Unfore. Unavoid.	Nat. or Prov. Govt	Other Adjusts.	Total Adjusts.	Adjusted Budget	Adjusted Budget	Adjusted Budget
	A	7 A1	8 B	9 C	10 D	11 E	12 F	13 G	14 H		
<b>Household service targets</b>											
<b>Water:</b>											
Piped water inside dwelling	30 990	31 829	31	31	31	31	32465.58	158	190	-	-
Piped water inside yard (but not in dwelling)	-	-	-	-	-	-	0	-	-	-	-
Using public tap (at least min.service level)	3 536	3 242	3	3	3	3	3536	17	20	-	-
Other water supply (at least min.service level)	-	-	-	-	-	-	-	-	-	-	-
<i>Minimum Service Level and Above sub-total</i>	35	35	35	35	35	35	36	174	209	-	-
Using public tap (< min.service level)	-	-	-	-	-	-	-	-	-	-	-
Other water supply (< min.service level)	-	-	-	-	-	-	-	-	-	-	-
No water supply	-	-	-	-	-	-	-	-	-	-	-
<i>Below Minimum Service Level sub-total</i>	-	-	-	-	-	-	-	-	-	-	-
<b>Total number of households</b>	<b>35</b>	<b>35</b>	<b>35</b>	<b>35</b>	<b>35</b>	<b>35</b>	<b>36</b>	<b>174</b>	<b>209</b>		
<b>Sanitation/sewerage:</b>											
Flush toilet (connected to sewerage)	30 420	31 394	32 323	31 646	31 646	31 646	32 969	160 230	191 624	-	-
Flush toilet (with septic tank)	-	-	-	-	-	-	-	-	-	-	-
Chemical toilet	-	-	-	-	-	-	-	-	-	-	-
Pit toilet (ventilated)	-	-	-	-	-	-	-	-	-	-	-
Other toilet provisions (> min.service level)	-	-	-	-	-	-	-	-	-	-	-
<i>Minimum Service Level and Above sub-total</i>	30 420	31 394	32 323	31 646	31 646	31 646	32 969	160 230	191 624	-	-
Bucket toilet	-	-	-	-	-	-	-	-	-	-	-
Other toilet provisions (< min.service level)	3 779	3 536	3 242	3 242	3 242	3 242	3 536	16 504	20 040	-	-
No toilet provisions	-	-	-	-	-	-	-	-	-	-	-
<i>Below Minimum Service Level sub-total</i>	3 779	3 536	3 242	3 242	3 242	3 242	3 536	16 504	20 040	-	-
<b>Total number of households</b>	<b>34 199</b>	<b>34 930</b>	<b>35 565</b>	<b>34 888</b>	<b>34 888</b>	<b>34 888</b>	<b>36 505</b>	<b>176 734</b>	<b>211 664</b>		
<b>Energy:</b>											
Electricity (at least min. service level)	5 826	5 618	5 502	5 415	5 415	5 415	5 278	27 025	32 643	-	-
Electricity - prepaid (> min.service level)	20 146	20 821	21 854	22 382	22 382	22 382	23 127	112 127	132 948	-	-
<i>Minimum Service Level and Above sub-total</i>	25 972	26 439	27 356	27 797	27 797	27 797	28 405	139 152	165 591	-	-
Electricity (< min.service level)	-	-	-	-	-	-	-	-	-	-	-
Electricity - prepaid (< min. service level)	-	-	-	-	-	-	-	-	-	-	-
Other energy sources	-	-	-	-	-	-	-	-	-	-	-
<i>Below Minimum Service Level sub-total</i>	-	-	-	-	-	-	-	-	-	-	-
<b>Total number of households</b>	<b>25 972</b>	<b>26 439</b>	<b>27 356</b>	<b>27 797</b>	<b>27 797</b>	<b>27 797</b>	<b>28 405</b>	<b>139 152</b>	<b>165 591</b>		
<b>Refuse:</b>											
Removed at least once a week (min.service)	33 895	34 819	35 601	35 261	35 261	35 261	36 313	177 697	212 516	-	-
<i>Minimum Service Level and Above sub-total</i>	33 895	34 819	35 601	35 261	35 261	35 261	36 313	177 697	212 516	-	-
Removed less frequently than once a week	-	-	-	-	-	-	-	-	-	-	-
Using communal refuse dump	-	-	-	-	-	-	-	-	-	-	-
Using own refuse dump	-	-	-	-	-	-	-	-	-	-	-
Other rubbish disposal	-	-	-	-	-	-	-	-	-	-	-
No rubbish disposal	-	-	-	-	-	-	-	-	-	-	-
<i>Below Minimum Service Level sub-total</i>	-	-	-	-	-	-	-	-	-	-	-
<b>Total number of households</b>	<b>33 895</b>	<b>34 819</b>	<b>35 601</b>	<b>35 261</b>	<b>35 261</b>	<b>35 261</b>	<b>36 313</b>	<b>177 697</b>	<b>212 516</b>		
<b>Households receiving Free Basic Service</b>											
Water (6 kilolitres per household per month)	4 800	4 800	-	-	-	-	-	-	4 800	4 800	4 800
Sanitation (free minimum level service)	4 800	4 800	-	-	-	-	-	-	4 800	4 800	4 800
Electricity/other energy (50kwh per household per month)	4 800	4 800	-	-	-	-	-	-	4 800	4 800	4 800
Refuse (removed at least once a week)	4 800	4 800	-	-	-	-	-	-	4 800	4 800	4 800
Informal Settlements	-	-	-	-	-	-	-	-	-	-	-
<b>Cost of Free Basic Services provided (R'000)</b>											
Water (6 kilolitres per indigent household per month)	5 907	5 907	-	-	-	-	-	-	5 907	6 261	6 637
Sanitation (free sanitation service to indigent households)	7 330	7 330	-	-	-	-	-	-	7 330	7 770	8 236
Electricity/other energy (50kwh per indigent household per month)	8 077	8 077	-	-	-	-	-	-	8 077	8 562	9 076
Refuse (removed once a week for indigent households)	14 577	14 577	-	-	-	-	-	-	14 577	15 452	16 379
<b>Cost of Free Basic Services provided - Informal Formal Settlements (R'000)</b>	-	-	-	-	-	-	-	-	-	-	-
<b>Total cost of FBS provided</b>	<b>35 892</b>	<b>35 892</b>							<b>35 892</b>	<b>38 045</b>	<b>40 328</b>
<b>Highest level of free service provided</b>											
Property rates (R'000 value threshold)	-	-	-	-	-	-	-	-	-	-	-
Water (kilolitres per household per month)	10	10	-	-	-	-	-	-	10	10	10
Sanitation (kilolitres per household per month)	7	7	-	-	-	-	-	-	7	7	7
Sanitation (Rand per household per month)	161	161	-	-	-	-	-	-	161	171	181
Electricity (kw per household per month)	70	70	-	-	-	-	-	-	70	70	70
Refuse (average litres per week)	210	210	-	-	-	-	-	-	210	210	210
<b>Revenue cost of free services provided (R'000)</b>											
Property rates (tariff adjustment) (impermissible values per section 17 of MPRA)	-	-	-	-	-	-	-	-	-	-	-
Property rates exemptions, reductions and rebates and impermissible values in excess of section 17 of MPRA)	-	-	-	-	-	-	-	-	-	-	-
Water (in excess of 6 kilolitres per indigent household per month)	-	-	-	-	-	-	-	-	-	-	-
Sanitation (in excess of free sanitation service to indigent households)	-	-	-	-	-	-	-	-	-	-	-
Electricity/other energy (in excess of 50 kwh per indigent household per month)	-	-	-	-	-	-	-	-	-	-	-
Refuse (in excess of one removal a week for indigent households)	-	-	-	-	-	-	-	-	-	-	-
Municipal Housing - rental rebates	-	-	-	-	-	-	-	-	-	-	-
Housing - top structure subsidies	-	-	-	-	-	-	-	-	-	-	-
Other	-	-	-	-	-	-	-	-	-	-	-

WC032 Overstrand - Table B2 Adjustments Budget Financial Performance (functional classification) - 30/04/2025

Standard Description	Budget Year 2024/25									Budget Year	Budget Year	
	Original	Prior Adjusted	Accum.	Multi-year	Unfore.	Nat. or Prov.	Other	Total Adjusts.	Adjusted	Adjusted	Adjusted	
	Budget	5	Funds	capital	Unavoid.	Govt	Adjusts.	11	Budget	Budget	Budget	
R thousands	A	A1	6	7	8	9	10	G	H			
<b>Revenue - Functional</b>												
<b>Governance and administration</b>	534 699	546 469	-	-	-	-	-	-	546 469	560 469	590 903	
Executive and council	91 905	77 625	-	-	-	-	-	-	77 625	98 051	104 290	
Finance and administration	442 794	468 844	-	-	-	-	-	-	468 844	462 419	486 613	
Internal audit	-	-	-	-	-	-	-	-	-	-	-	
<b>Community and public safety</b>	193 553	218 751	-	-	-	-	-	-	218 751	150 379	124 444	
Community and social services	9 154	9 293	-	-	-	-	-	-	9 293	9 349	9 622	
Sport and recreation	24 504	27 744	-	-	-	-	-	-	27 744	31 020	31 071	
Public safety	61 852	70 323	-	-	-	-	-	-	70 323	62 906	63 896	
Housing	98 043	111 391	-	-	-	-	-	-	111 391	47 104	19 856	
Health	-	-	-	-	-	-	-	-	-	-	-	
<b>Economic and environmental services</b>	14 207	26 117	-	-	-	-	400	400	26 517	14 865	18 350	
Planning and development	12 358	15 389	-	-	-	-	-	-	15 389	11 084	11 525	
Road transport	1 802	9 990	-	-	-	-	-	-	9 990	3 732	6 773	
Environmental protection	46	738	-	-	-	-	400	400	1 138	49	52	
<b>Trading services</b>	1 160 336	1 247 841	-	-	-	-	(2 075)	(2 075)	1 245 766	1 215 175	1 273 995	
Energy sources	689 348	739 445	-	-	-	-	-	-	739 445	720 115	762 379	
Water management	204 493	227 242	-	-	-	-	(2 075)	(2 075)	225 167	213 075	213 139	
Waste water management	142 748	154 476	-	-	-	-	-	-	154 476	150 926	159 554	
Waste management	123 746	126 678	-	-	-	-	-	-	126 678	131 060	138 923	
Other	-	-	-	-	-	-	-	-	-	-	-	
<b>Total Revenue - Functional</b>	<b>1 902 794</b>	<b>2 039 177</b>	<b>-</b>	<b>-</b>	<b>-</b>	<b>-</b>	<b>(1 675)</b>	<b>(1 675)</b>	<b>2 037 502</b>	<b>1 940 888</b>	<b>2 007 692</b>	
<b>Expenditure - Functional</b>												
<b>Governance and administration</b>	357 794	349 808	-	-	-	-	(300)	(300)	349 508	376 469	399 925	
Executive and council	88 511	77 033	-	-	-	-	-	-	77 033	92 197	97 643	
Finance and administration	264 137	268 258	-	-	-	-	(300)	(300)	267 958	279 455	297 132	
Internal audit	5 145	4 517	-	-	-	-	-	-	4 517	4 817	5 151	
<b>Community and public safety</b>	356 028	382 080	-	-	-	-	-	-	382 080	336 333	309 755	
Community and social services	25 282	27 543	-	-	-	-	-	-	27 543	30 556	31 118	
Sport and recreation	69 335	68 154	-	-	-	-	-	-	68 154	73 307	73 980	
Public safety	169 928	199 660	-	-	-	-	-	-	199 660	178 600	186 668	
Housing	91 482	86 724	-	-	-	-	-	-	86 724	53 870	17 989	
Health	-	-	-	-	-	-	-	-	-	-	-	
<b>Economic and environmental services</b>	223 838	226 764	-	-	-	-	400	400	227 164	234 659	249 510	
Planning and development	58 410	56 210	-	-	-	-	-	-	56 210	57 753	61 055	
Road transport	140 211	138 671	-	-	-	-	-	-	138 671	158 178	168 604	
Environmental protection	25 218	31 882	-	-	-	-	400	400	32 282	18 727	19 851	
<b>Trading services</b>	1 002 626	1 078 148	-	-	-	-	-	-	1 078 148	1 069 696	1 138 166	
Energy sources	585 410	617 567	-	-	-	-	-	-	617 567	627 505	673 074	
Water management	160 282	172 423	-	-	-	-	-	-	172 423	170 954	179 286	
Waste water management	144 301	168 085	-	-	-	-	-	-	168 085	151 691	157 848	
Waste management	112 633	120 073	-	-	-	-	-	-	120 073	119 547	127 958	
Other	3 923	5 935	-	-	-	-	-	-	5 935	4 127	4 418	
<b>Total Expenditure - Functional</b>	<b>1 944 209</b>	<b>2 042 734</b>	<b>-</b>	<b>-</b>	<b>-</b>	<b>-</b>	<b>100</b>	<b>100</b>	<b>2 042 834</b>	<b>2 021 283</b>	<b>2 101 774</b>	
<b>Surplus/ (Deficit) for the year</b>	<b>(41 415)</b>	<b>(3 557)</b>	<b>-</b>	<b>-</b>	<b>-</b>	<b>-</b>	<b>(1 775)</b>	<b>(1 775)</b>	<b>(5 332)</b>	<b>(80 395)</b>	<b>(94 082)</b>	

WC032 Overstrand - Table B5 Adjustments Capital Expenditure Budget by vote and funding - 30/04/2025

Description	Budget Year 2024/25									Budget Year	Budget Year
	Original Budget	Prior Adjusted	Accum. Funds	Multi-year capital	Unfore. Unavoid.	Nat. or Prov. Govt	Other Adjusts.	Total Adjusts.	Adjusted Budget	+1 2025/26 Adjusted Budget	+2 2026/27 Adjusted Budget
R thousands	A	5 A1	6 B	7 C	8 D	9 E	10 F	11 G	12 H		
<b>Capital expenditure - Vote</b>											
<b>Multi-year expenditure to be adjusted</b>											
Vote 1 - Municipal Council	-	-	-	-	-	-	-	-	-	-	-
Vote 2 - Office of the Municipal Manager	-	-	-	-	-	-	-	-	-	-	-
Vote 3 - Corporate Services	765	1 081	-	-	-	-	300	300	1 381	-	-
Vote 4 - Financial Services	1 560	2 175	-	-	-	-	-	-	2 175	-	-
Vote 5 - Infrastructure Services	154 385	174 773	-	-	-	-	(2 075)	(2 075)	172 698	137 910	109 734
Vote 6 - Community Services	735	335	-	-	-	-	-	-	335	-	-
Vote 7 - Municipal Public Safety	1 300	1 300	-	-	-	-	-	-	1 300	-	-
Vote 8 - Planning and Development	30	30	-	-	-	-	-	-	30	-	-
<b>Capital multi-year expenditure sub-total</b>	<b>158 775</b>	<b>179 694</b>	<b>-</b>	<b>-</b>	<b>-</b>	<b>-</b>	<b>(1 775)</b>	<b>(1 775)</b>	<b>177 919</b>	<b>137 910</b>	<b>109 734</b>
<b>Single-year expenditure to be adjusted</b>											
Vote 1 - Municipal Council	-	-	-	-	-	-	-	-	-	-	-
Vote 2 - Office of the Municipal Manager	465	15	-	-	-	-	-	-	15	-	-
Vote 3 - Corporate Services	2 200	1 884	-	-	-	-	-	-	1 884	-	-
Vote 4 - Financial Services	5 650	19 816	-	-	-	-	-	-	19 816	-	-
Vote 5 - Infrastructure Services	14 689	17 361	-	-	-	-	-	-	17 361	-	7 000
Vote 6 - Community Services	1 000	4 674	-	-	-	-	-	-	4 674	-	-
Vote 7 - Municipal Public Safety	1 850	1 550	-	-	-	-	-	-	1 550	-	-
Vote 8 - Planning and Development											
<b>Capital single-year expenditure sub-total</b>	<b>25 854</b>	<b>45 299</b>	<b>-</b>	<b>-</b>	<b>-</b>	<b>-</b>	<b>-</b>	<b>-</b>	<b>45 299</b>	<b>-</b>	<b>7 000</b>
<b>Total Capital Expenditure - Vote</b>	<b>184 628</b>	<b>224 994</b>	<b>-</b>	<b>-</b>	<b>-</b>	<b>-</b>	<b>(1 775)</b>	<b>(1 775)</b>	<b>223 219</b>	<b>137 910</b>	<b>116 734</b>



**3RD ADJUSTMENTS BUDGET  
PROPOSALS 2024/2025**

## INDEX

- 1 Operational**
  - Operating Revenue - Proposed Adjustments
- 2 Capital**
  - Capital Budget - Proposed Adjustments

A3/11

**2024/2025 -ADJUSTMENTS BUDGET-APRIL 2025**

<u>OPEX :</u>	<u>DEPT</u>	<u>AMOUNT</u>	<u>COMMENT</u>
<b>Revenue:</b> Revenue:Non-exchange Revenue:Transfers and Subsidies:Capital/Monetary Allocations:National Government:Water Services Infrastructure Grant Revenue:Non-exchange Revenue:Transfers and Subsidies:Operational/Monetary Allocations:National Government:Local Government Financial Management Grant Revenue:Non-exchange Revenue:Transfers and Subsidies:Capital/Monetary Allocations:National Government:Local Government Financial Management Grant Revenue:Non-exchange Revenue:Transfers and Subsidies:Operational/Monetary Allocations:Breede River Catchment Management Agency	<b>INFRA:WATER:HERMANUS</b>  <b>FIN:SUPPLY CHAIN MANAGEMENT</b>  <b>FIN:SUPPLY CHAIN MANAGEMENT</b>  <b>P&amp;D:ENVIRONMENTAL MANAGEMENT</b>	2 075 000.00 300 000.00 -300 000.00 -400 000.00	As per Division of Revenue Bill, Government Gazette No. 52381 of 25 March 2025 Re-allocation of FMG funding between Opex & Capex Re-allocation of FMG funding between Opex & Capex Public Contribution: Catchment-to-Coast Restoration Project- BOCMA Funding
<b>Total Revenue Adjustments</b>		<b>1 675 000.00</b>	
<b>Expenditure</b> Expenditure:Operational Cost:External Computer Service:Specialised Computer Service Expenditure:Contracted Services:Contractors:Forestry	<b>FIN:SUPPLY CHAIN MANAGEMENT</b> <b>P&amp;D:ENVIRONMENTAL MANAGEMENT</b>	-300 000.00 400 000.00	Re-allocation of FMG funding between Opex & Capex Public Contribution: Catchment-to-Coast Restoration Project- BOCMA Funding
<b>Total Expenditure Adjustments</b>		<b>100 000.00</b>	
<b>TOTAL OPERATIONAL ADJUSTMENTS</b>		<b>1 775 000.00</b>	
<b>CAPEX:</b> UPGRADE HERMANUS WELL FIELDS PHASE 2(F2/2) DISASTER RECOVERY SERVER: SAMRAS	<b>PROJECT MANAGER</b> H Bilgaut C Johnson	-2 075 000.00 300 000.00	As per Division of Revenue Bill, Government Gazette No. 52381 of 25 March 2025 Re-allocation of FMG funding between Opex & Capex
<b>TOTAL CAPITAL ADJUSTMENTS</b>		<b>-1 775 000.00</b>	



# Government Gazette Staatskoerant

REPUBLIC OF SOUTH AFRICA  
REPUBLIEK VAN SUID AFRIKA

Vol. 717

25

March  
Maart

2025

No. 52381



N.B. The Government Printing Works will not be held responsible for the quality of "Hard Copies" or "Electronic Files" submitted for publication purposes

ISSN 1682-5845



9 771682 584003

**AIDS HELPLINE: 0800-0123-22 Prevention is the cure**

**IMPORTANT NOTICE:**

THE GOVERNMENT PRINTING WORKS WILL NOT BE HELD RESPONSIBLE FOR ANY ERRORS THAT MIGHT OCCUR DUE TO THE SUBMISSION OF INCOMPLETE / INCORRECT / ILLEGIBLE COPY.

**No** FUTURE QUERIES WILL BE HANDLED IN CONNECTION WITH THE ABOVE.

**Contents**

<i>No.</i>		<i>Gazette No.</i>	<i>Page No.</i>
<b>GOVERNMENT NOTICES • GOEWERMENTSKENNISGEWINGS</b>			
<b>National Treasury / Nasionale Tesourie</b>			
6038	Division of Revenue Act (24/2024) as amended by Division of Revenue Amendment Act (48/2024): Publication of allocations .....	52381	3

---

**GOVERNMENT NOTICES • GOEWERMENTSKENNISGEWINGS**

---

**NATIONAL TREASURY**

NO. 6038

25 March 2025

I, Enoch Godongwana, Minister of Finance, MP in my capacity as the Minister of Finance, hereby publish, in accordance with sections 18 and 19 of the Division of Revenue Act, 2024 (Act No. 24 of 2024) (DoRA) as amended by the Division of Revenue Amendment Act 2024 (DoRAA) (Act No. 48 of 2024), the attached Explanatory Memorandum and Schedules:

- (a) The stopping and re-allocation of conditional grants to municipalities made in terms of sections 18 and 19 of the DoRA as amended, and
- (b) Technical adjustments to Schedule 6B grants (indirect conditional allocations to municipalities).

For ease of reference only and where applicable, the attached Schedules reflect the main allocations, correction of errors, first and second adjustments, and total adjusted allocations.



**MR ENOCH GODONGWANA  
MINISTER OF FINANCE, MP**

## **Explanatory Memorandum to the Allocations set out in the attached Schedule**

This Gazette is published in terms of the Division of Revenue Act, 2024, (Act No. 24 of 2024) (DoRA) as amended by the Division of Revenue Amendment Act, 2024 (Act No. 44 of 2024) (DoRAA) and provides information regarding the adjustment of allocations to municipalities in the 2024/25 fiscal year.

This is necessitated by the need for the stopping and re-allocation of conditional grants to municipalities and is in terms of sections 18 and 19 of DoRA, as amended.

### **ALLOCATION OF DISASTER FUNDS: IMMEDIATE RELIEF SCHEDULE 7B**

The publication also gazettes the unallocated amount of R153.2 million against the total amount of R153.2 million from the Municipal Disaster Response Grant (MDRG) for the 2024/25 fiscal year. The allocation was for flood intervention measures in one municipality in Free State, two municipalities in Mpumalanga, thirteen municipalities in KwaZulu-Natal, and ten municipalities in the Western Cape Province. Funds amounting to R55.2 million for Western Cape were transferred to the affected municipalities on 12 February 2025 to assist them alleviate the impact of the disaster, and these funds are required to be gazetted within sixty days after the date of transfer. An amount of R97.9 million from this immediate response grant allocated to municipalities in Free State, KwaZulu-Natal and Mpumalanga will be transferred by mid-March 2025 to the affected municipalities to assist them address the effects of the floods.

### **STOPPING AND RE-ALLOCATION: SCHEDULE 4B AND 5B (DIRECT)**

The stopping and re-allocation of conditional grants is done in terms of sections 18 and 19 of the 2024 DoRA, as amended, against municipalities that reported significant underperformance as at mid-year i.e., 31 December 2024, and non-compliance with the provisions of DoRA, including against conditional grants frameworks against their 2024/25 allocations.

The purpose of sections 18 and 19 of the 2024 DoRA is to be a cash management tool and to circumvent transferring more funds to municipalities that are sitting with unspent transferred funds, avoid fiscal dumping, address possible misappropriation of conditional grant funds, and support fast moving projects in-year with additional funding to accelerate the implementation of those projects and service delivery in those municipalities. The stopping of funds, however, does not imply that projects should stop, rather municipalities should reprioritise to accelerate against their committed, and implementation ready projects. Only projects that are moving very slowly or are not ready for implementation in the current year are affected by the stopping process as transferring more funds could lead to the misuse of conditional grants. It is also of no use to transfer funds to municipalities which will not fully spend the funds by year end.

The stopping and re-allocation process provides that municipalities that are showing accelerated performance could be considered for additional funding, and the ones that are under performing could have their funds stopped in the current year. These municipalities will be supported in future when their performance improves.

Ten capital grants are being affected by the stopping and re-allocation process namely; the Water Services Infrastructure Grant (WSIG 5B), Regional Bulk Infrastructure Grant (RBIG 5B), Public Transport Network Grant (PTNG), Urban Settlements Development Grant (USDG), Informal Settlements Upgrading Partnership Grant (ISUPG), Neighborhood Development Partnership Grant (NDPG 5B and 6B), Integrated National Electrification Programme (INEP 5B and 6B) grant, Municipal Infrastructure Grant (MIG), Rural Roads Asset Management Systems Grant (RRAMS), and the Integrated Urban Development Grant (IUDG).

From a capacity building perspective, the Energy Efficiency and Demand Side Management (EEDSM), the Expanded Public Works Programme (EPWP), the Infrastructure Skills Development Grant (ISDG), and the Programme and Project Preparation Support Grant (PPPSG) are the three capacity building grants affected by sections 18 and 19 of DoRA.

#### **STOPPING AND RE-ALLOCATION: SCHEDULE 6B (INDIRECT)**

The transferring officer responsible for administering INEP 6B, Smart Meters Grant (schedule 6B) and NDPG 6B are stopping and re-allocating funds between municipalities. While the implementation of this type of conditional grants, i.e., Schedule 6B (indirect) is done on behalf of municipalities by the Department of Mineral Resources and Energy and National Treasury's Neighbourhood Development Partnership Programme and Smart Meters Grant, stopping and re-allocation are only done to realign the allocations in the revised DoRA.

Municipalities do not directly receive funding under schedule 6B conditional grants, but rather that they receive the benefit from expenditure and work done on their behalf.

#### **ALLOCATION OF UNALLOCATED FUNDS: SCHEDULE 6B (INDIRECT)**

The publication also gazettes the allocation of the unallocated amount of R500 million from the Smart Meters Grant (SMG) for the 2024/25 fiscal year. The allocation is an indirect allocation to municipalities in the debt relief programme to assist them to achieve financial sustainability and improved management in municipal electricity/water services and generate pre-service cash. This will be achieved by enabling municipalities to implement bi-directional smart metering systems to identify and reduce technical distribution losses pertaining to the municipal electricity/water function and improve revenue collection, and sustainability of trading services.

Municipalities do not directly receive funding under the schedule 6B conditional grants but rather that they receive the benefit from expenditure and work done on their behalf.

**Schedule 5B  
INFRASTRUCTURE GRANT ALLOCATIONS TO MUNICIPALITIES**

Cooperative Governance (Vote 3)	Municipal Infrastructure Grant				
	Column A 2024/25 Main allocation	Adjustments- Correction of Errors - Gazette No. 51233	Adjustments- Stopping & Reallocation to District municipalities - Gazette No. 51233	Adjustments- Stopping and re- allocation	Column C 2024/25 Adjusted allocation
<b>WESTERN CAPE</b>					
B WC011 Matzikama	24 210	( 74)			24 136
B WC012 Cederberg	17 598	( 36)			17 562
B WC013 Bergrivier	16 298	( 24)			16 274
B WC014 Saldanha Bay	22 126	( 18)		( 5 795)	16 313
B WC015 Swartland	29 332	( 30)			29 302
C DC1 West Coast District Municipality					-
<b>Total: West Coast Municipalities</b>	<b>109 564</b>	<b>( 182)</b>	<b>-</b>	<b>( 5 795)</b>	<b>103 587</b>
B WC022 Witzenberg	25 630	( 35)			25 595
B WC025 Breede Valley	39 790	( 87)			39 703
B WC026 Langeberg	25 096	( 44)		3 795	28 847
C DC2 Cape Winelands District Municipality					-
<b>Total: Cape Winelands Municipalities</b>	<b>90 516</b>	<b>( 166)</b>	<b>-</b>	<b>3 795</b>	<b>94 145</b>
B WC031 Theewaterskloof	30 320	( 66)			30 254
B WC032 Overstrand	25 165	( 33)			25 132
B WC033 Cape Agulhas	17 101	( 16)			17 085
B WC034 Swellendam	13 184	( 25)			13 159
C DC3 Overberg District Municipality					-
<b>Total: Overberg Municipalities</b>	<b>85 770</b>	<b>( 140)</b>	<b>-</b>	<b>-</b>	<b>85 630</b>
B WC041 Kannaland	11 217	( 18)			11 199
B WC042 Hessequa	15 246	( 18)			15 228
B WC043 Mossel Bay	27 563	( 56)			27 507
B WC045 Oudtshoorn	24 733	( 64)			24 669
B WC047 Bitou	22 874	( 56)			22 818
B WC048 Knysna	28 582	( 95)			28 487
C DC4 Eden District Municipality					-
<b>Total: Eden Municipalities</b>	<b>130 215</b>	<b>( 307)</b>	<b>-</b>	<b>-</b>	<b>129 908</b>
B WC051 Laingsburg	6 919	( 3)			6 916
B WC052 Prince Albert	8 032	( 7)			8 025
B WC053 Beaufort West	15 643	( 12)		2 000	17 631
C DC5 Central Karoo District Municipality					-
<b>Total: Central Karoo Municipalities</b>	<b>30 594</b>	<b>( 22)</b>	<b>-</b>	<b>2 000</b>	<b>32 572</b>
					-
<b>Total: Western Cape Municipalities</b>	<b>446 659</b>	<b>( 817)</b>	<b>-</b>	<b>-</b>	<b>445 842</b>
					-
<b>National Total</b>	<b>17 054 355</b>	<b>-</b>	<b>-</b>	<b>-</b>	<b>17 054 355</b>

**Schedule 5B  
INFRASTRUCTURE GRANT ALLOCATIONS TO MUNICIPALITIES**

Department of Water and Sanitation (Vote 41)	Water Services Infrastructure Grant		
	Column A		Column C
	2024/25 Main allocation	Adjustments- Stopping and re- allocation	2024/25 Adjusted allocation
<b>NORTHERN CAPE</b>			
B NC062 Nama Khoi	10 000	( 5 000)	5 000
B NC066 Karoo Hooiland	20 000	( 4 000)	16 000
<b>Total: Namakwa Municipalities</b>	<b>57 200</b>	<b>( 9 000)</b>	<b>48 200</b>
B NC071 Ubuntu	20 000	6 000	26 000
B NC072 Umsobomvu	5 000	( 2 500)	2 500
B NC073 Emthanjeni	31 000	( 5 373)	25 627
B NC076 Thembelihle	12 059	( 6 030)	6 029
B NC077 Siyathemba	10 000	( 3 000)	7 000
<b>Total: Pixley Ka Seme Municipalities</b>	<b>78 059</b>	<b>( 10 903)</b>	<b>67 156</b>
B NC085 Tsantsabane		6 174	6 174
B NC086 Kgatelopele	30 000	30 318	60 318
B NC087 Dawid Kruiper	11 233	( 2 000)	9 233
<b>Total: ZF Mgcawu Municipalities</b>	<b>41 233</b>	<b>34 492</b>	<b>75 725</b>
B NC093 Magareng	20 000	5 000	25 000
B NC094 Phokwane	25 000	12 000	37 000
<b>Total: Frances Baard Municipalities</b>	<b>45 000</b>	<b>17 000</b>	<b>62 000</b>
B NC451 Joe Morolong	60 000	( 4 000)	56 000
B NC452 Ga-Segonyana	31 000	( 6 200)	24 800
B NC453 Gamaara	15 000	( 3 000)	12 000
<b>Total: John Taolo Gaetsewe Municipalities</b>	<b>106 000</b>	<b>( 13 200)</b>	<b>92 800</b>
<b>Total: Northern Cape Municipalities</b>	<b>327 492</b>	<b>18 389</b>	<b>345 881</b>
<b>NORTH WEST</b>			
B NW373 Rustenburg	70 000	( 25 000)	45 000
B NW375 Moses Kotane	80 000	( 25 000)	55 000
<b>Total: Bojanala Platinum Municipalities</b>	<b>225 000</b>	<b>( 50 000)</b>	<b>175 000</b>
B NW397 Kagisano-Molopo		20 000	20 000
C DC39 Dr Ruth Segomotsi Mompati District Municipality	75 000		75 000
<b>Total: Dr Ruth Segomotsi Mompati Municipalities</b>	<b>75 000</b>	<b>20 000</b>	<b>95 000</b>
B NW403 City of Matlosana	50 000	( 8 000)	42 000
B NW404 Maquassi Hills	30 000	20 000	50 000
B NW405 JB Marks	49 996	18 000	67 996
<b>Total: Dr Kenneth Kaunda Municipalities</b>	<b>129 996</b>	<b>30 000</b>	<b>159 996</b>
<b>Total: North West Municipalities</b>	<b>429 996</b>	<b>-</b>	<b>429 996</b>
<b>WESTERN CAPE</b>			
B WC013 Bergrivier	10 000	10 000	20 000
<b>Total: West Coast Municipalities</b>	<b>20 000</b>	<b>10 000</b>	<b>30 000</b>
B WC031 Theewaterskloof	5 000	( 2 300)	2 700
B WC032 Overstrand	8 000	( 2 075)	5 925
B WC033 Cape Agulhas	10 000	( 7 700)	2 300
<b>Total: Overberg Municipalities</b>	<b>33 000</b>	<b>( 12 075)</b>	<b>20 925</b>
B WC044 George	4 000	( 2 200)	1 800
B WC045 Oudtshoorn	12 000	( 2 480)	9 520
B WC047 Bitou	12 000	( 2 920)	9 080
B WC048 Knysna	10 000	( 994)	9 006
<b>Total: Eden Municipalities</b>	<b>47 000</b>	<b>( 8 594)</b>	<b>38 406</b>
B WC051 Langesburg	14 209	1 835	16 044
<b>Total: Central Karoo Municipalities</b>	<b>29 209</b>	<b>1 835</b>	<b>31 044</b>
<b>Total: Western Cape Municipalities</b>	<b>144 209</b>	<b>( 8 834)</b>	<b>135 375</b>
<b>National Total</b>	<b>4 037 673</b>	<b>-</b>	<b>4 037 673</b>

A11/11

**MEMORANDUM OF AGREEMENT**

Entered into by and between

**BREEDE-OLIFANTS CATCHMENT MANAGEMENT AGENCY**

(Herein represented by **Mr Jan van Staden** in his capacity as  
**Chief Executive Officer (acting)**, duly authorised thereto)

(hereinafter referred to as "BOCMA")

and

**OVERSTRAND MUNICIPALITY**

(Herein represented by **Dr Dean O'Neill** in his capacity as **Accounting Officer of  
the Municipality**, duly authorised thereto)

(hereinafter referred to as "the Municipality")

**WHEREAS** the Parties have reached an agreement in terms of which the BOCMA will transfer an amount of R 5,000,000,00 (Five million rand), ("the funds") over a 3 (three) year period, to the Municipality for the purposes of formulating and implementing a project for the removal of alien vegetation and assisting with the restoration of the riparian habitat and associated habitats;

**AND WHEREAS** the Parties are desirous to place the terms of such agreement, including the purpose, nature, and extent of the project, in writing;

**NOW THEREFORE** the parties agree as follows:

Handwritten signatures and initials in black ink, including a large signature and the initials 'V.A.S.' below it.

# Municipal adjustments budgets & supporting tables

mSCOA Version 6.8

[Click for Instructions!](#)[Accountability](#)[Transparency](#)[Information &  
service delivery](#)**national treasury**Department:  
National Treasury  
REPUBLIC OF SOUTH AFRICA**Contact details:**Kgomotso Baloyi  
National Treasury  
Tel: (012) 315-5866  
Electronic submissions:  
LG Upload Portal

Preparation Instructions	
Municipality Name:	WC032 Overstrand
CFO Name:	SANTIE REYNEKE-NAUDE
Tel:	028 313 8000
Fax:	028 313 8128
E-Mail:	cfo@overstrand.gov.za
Date of Adjustments Budget (dd/mm/yyyy):	30/04/2025
MTREF:	No
Budget Year:	2024
Does this municipality have Entities?	
If YES: Identify type of report:	
<b>Name Votes &amp; Sub-Votes</b>	
Printing Instructions	Important documents which provide essential assistance
<p><b>Showing / Hiding Columns</b></p> <p>Hide Reference columns on all sheets</p> <p>Hide Pre-audit columns on all sheets</p> <p><b>Showing / Clearing Highlights</b></p> <p>Clear Highlights on all sheets</p>	<p><b>MFMA Budget Circulars</b> <a href="#">Click to view</a></p> <p><b>MBRR Budget Formats Guide</b> <a href="#">Click to view</a></p> <p><b>Dummy Budget Guide</b> <a href="#">Click to view</a></p> <p><b>Funding Compliance Guide</b> <a href="#">Click to view</a></p> <p><b>MFMA Return Forms</b> <a href="#">Click to view</a></p>

Organisational Structure Votes	Complete Votes & Sub-Votes	Select Org. Structure
Vote 1 - <i>Municipal Council</i>	<b>Vote 1</b> <b>Municipal Council</b>	
Vote 2 - <i>Office of the Municipal Manager</i>	1.1 Council:Council's General	1.1 - Council:Council's General
Vote 3 - <i>Corporate Services</i>	1.2 Council:Mayors Office	1.2 - Council:Mayors Office
Vote 4 - <i>Financial Services</i>	1.3 Council:Penioners & Continued Members	1.3 - Council:Penioners & Continued Members
Vote 5 - <i>Infrastructure Services</i>	1.4 [Name of sub-vote]	
Vote 6 - <i>Community Services</i>	1.5 [Name of sub-vote]	
Vote 7 - <i>Municipal Public Safety</i>	1.6 [Name of sub-vote]	
Vote 8 - <i>Planning and Development</i>	1.7 [Name of sub-vote]	
Vote 9 - <i>Costing Services</i>	1.8 [Name of sub-vote]	
Vote 10 - <i>Main Ledger Services</i>	1.9 [Name of sub-vote]	
Vote 11 - [NAME OF VOTE 11]	1.10 [Name of sub-vote]	
Vote 12 - [NAME OF VOTE 12]	<b>Vote 2</b> <b>Office of the Municipal Manager</b>	
Vote 13 - [NAME OF VOTE 13]	2.1 MM:Municipal Manager	2.1 - MM:Municipal Manager
Vote 14 - [NAME OF VOTE 14]	2.2 MM:Internal Audit	2.2 - MM:Internal Audit
Vote 15 - [NAME OF VOTE 15]	2.3 MM:Strategic Support Services	2.3 - MM:Strategic Support Services
	2.4 MM:Legal Services & Contract Management	2.4 - MM:Legal Services & Contract Management
	<b>Vote 3</b> <b>Corporate Services</b>	
	3.1 Corp:Director:Corporate Services	3.1 - Corp:Director:Corporate Services
	3.2 Corp:Risk Management	3.2 - Corp:Risk Management
	3.3 Corp:Human Resources Management	3.3 - Corp:Human Resources Management
	3.4 Corp:Info & Communication Technolgy	3.4 - Corp:Info & Communication Technology
	3.5 Corp:Business Architecture & CRM	3.5 - Corp:Business Architecture & CRM
	3.6 Corp:Administrative Support Services	3.6 - Corp:Administrative Support Services
	3.7 Corp:Municipal Court	3.7 - Corp:Municipal Court
	<b>Vote 4</b> <b>Financial Services</b>	
	4.1 Fin:Chief Financial Officer	4.1 - Fin:Chief Financial Officer
	4.2 Fin:Financial Accounting	4.2 - Fin:Financial Accounting
	4.3 Fin:Revenue Management	4.3 - Fin:Revenue Management
	4.4 Fin:Expenditure, Fleet & Asset Management	4.4 - Fin:Expenditure, Fleet & Asset Management
	4.5 Fin:Supply Chain Management	4.5 - Fin:Supply Chain Management
	<b>Vote 5</b> <b>Infrastructure Services</b>	
	5.1 Infra:Chief Engineer:Infrastructure Services	5.1 - Infra:Chief Engineer:Infrastructure Services
	5.2 Infra:Civil Infrastructure Planning, Project Management & Housing D	5.2 - Infra:Civil Infrastructure Planning, Project Management &
	5.3 Infra:Waste Management	5.3 - Infra:Waste Management
	5.4 Infra:Civil Engineering Services	5.4 - Infra:Civil Engineering Services
	5.5 Infra:Water	5.5 - Infra:Water
	5.6 Infra:Sewerage	5.6 - Infra:Sewerage
	5.7 Infra:Roads	5.7 - Infra:Roads
	5.8 Infra:Stormwater	5.8 - Infra:Stormwater
	5.9 Infra:Electricity	5.9 - Infra:Electricity
	5.10 Infra:Mechanical Workshop Fleet Management	5.10 - Infra:Mechanical Workshop Fleet Management
	<b>Vote 6</b> <b>Community Services</b>	
	6.1 Comm:Director:Community Services	6.1 - Comm:Director:Community Services
	6.2 Comm:Community Services	6.2 - Comm:Community Services
	6.3 Comm:Resorts	6.3 - Comm:Resorts
	6.4 Comm:Parks and Open Spaces & Cemtries	6.4 - Comm:Parks and Open Spaces & Cemtries
	6.5 Comm:Sportsfields	6.5 - Comm:Sportsfields
	6.6 Comm:Beaches & Slipways	6.6 - Comm:Beaches & Slipways
	6.7 Comm:Refuse Removal & CBD Cleansing	6.7 - Comm:Refuse Removal & CBD Cleansing
	6.8 Comm:Intergrated Human Settlements & Development	6.8 - Comm:Intergrated Human Settlements & Development
	6.9 Comm:Library Services	6.9 - Comm:Library Services
	6.10 Comm:Halls, Facilities&Building Maintenance	6.10 - Comm:Halls, Facilities&Building Maintenance
	<b>Vote 7</b> <b>Municipal Public Safety</b>	
	7.1 MPS:Director: Municipal Public Safety	7.1 - MPS:Director: Municipal Public Safety
	7.2 MPS:Traffic Services	7.2 - MPS:Traffic Services
	7.3 MPS:Law Enforcement Services	7.3 - MPS:Law Enforcement Services
	7.4 MPS:Fire & Rescue	7.4 - MPS:Fire & Rescue
	7.5 MPS:Disaster Management	7.5 - MPS:Disaster Management
	7.6 MPS:Safety,Security & CCTV	7.6 - MPS:Safety,Security & CCTV
	<b>Vote 8</b> <b>Planning and Development</b>	
	8.1 P&D:Director:Planning & Development	8.1 - P&D:Director:Planning & Development
	8.2 P&D:Town Planning & Spatial Planning	8.2 - P&D:Town Planning & Spatial Planning
	8.3 P&D:Environmental Management & Conservation	8.3 - P&D:Environmental Management & Conservation
	8.4 P&D:Building Control	8.4 - P&D:Building Control
	8.5 P&D:Socio-Economic Programme	8.5 - P&D:Socio-Economic Programme
	8.6 P&D:Tourism	8.6 - P&D:Tourism
	8.7 P&D:Property Management	8.7 - P&D:Property Management
	<b>Vote 9</b> <b>Costing Services</b>	
	9.1 Departmental Charges & Recoveries	9.1 - Departmental Charges & Recoveries
	9.2 Internal Billing	9.2 - Internal Billing
	9.3 Activity Based Costing	9.3 - Activity Based Costing
	<b>Vote 10</b> <b>Main Ledger Services</b>	
	10.1 Main Ledger	10.1 - Main Ledger

WC032 Overstrand - Contact Information	
<b>A. GENERAL INFORMATION</b>	
Municipality	WC032 Overstrand
Grade	3
Province	WC WESTERN CAPE
Web Address	www.overstrand.gov.za
E-mail Address	bkina@overstrand.gov.za
<b>B. CONTACT INFORMATION</b>	
<b>Postal address:</b>	
P.O. Box	P.O. BOX 20
City / Town	HERMANUS
Postal Code	7200
<b>Street address</b>	
Building	MUNICIPAL OFFICE
Street No. & Name	MAGNOLIA STREET
City / Town	HERMANUS
Postal Code	7200
<b>General Contacts</b>	
Telephone number	028 313 8000
Fax number	028 313 8128
<b>C. POLITICAL LEADERSHIP</b>	
<b>Speaker:</b>	
ID Number	U
Title	Mr
Name	GRANT MICHAEL COHEN
Telephone number	028 313 8002
Cell number	072 436 9068
Fax number	086 603 6114
E-mail address	gcohen@overstrand.gov.za
<b>Secretary/PA to the Speaker:</b>	
ID Number	U
Title	Mr
Name	WHILES JANSEN
Telephone number	028 313 8002
Cell number	071 728 4568
Fax number	028 313 8128
E-mail address	wjansen@overstrand.gov.za
<b>Mayor/Executive Mayor:</b>	
ID Number	U
Title	Mr
Name	LINDILE N TISABO
Telephone number	028 313 8094
Cell number	081 491 0949
Fax number	028 313 8067
E-mail address	intsabo@overstrand.gov.za
<b>Secretary/PA to the Mayor/Executive Mayor:</b>	
ID Number	U
Title	Mr
Name	WHILES JANSEN
Telephone number	028 313 8002
Cell number	071 728 4568
Fax number	028 313 8128
E-mail address	wjansen@overstrand.gov.za
<b>Deputy Mayor/Executive Mayor:</b>	
ID Number	U
Title	Mr
Name	LINDILE N TISABO
Telephone number	028 313 8094
Cell number	081 491 0949
Fax number	028 313 8067
E-mail address	intsabo@overstrand.gov.za
<b>Secretary/PA to the Deputy Mayor/Executive Mayor:</b>	
ID Number	U
Title	Mr
Name	WHILES JANSEN
Telephone number	028 313 8002
Cell number	071 728 4568
Fax number	028 313 8128
E-mail address	wjansen@overstrand.gov.za
<b>D. MANAGEMENT LEADERSHIP</b>	
<b>Municipal manager:</b>	
ID Number	U
Title	Mr
Name	DEAN GABRIEL TAN O'NEILL
Telephone number	028 313 8003
Cell number	076 911 6497
Fax number	U
E-mail address	mm@overstrand.gov.za
<b>Secretary/PA to the Municipal Manager:</b>	
ID Number	U
Title	Mrs
Name	BELINDA SPANELLIS
Telephone number	028 313 8909
Cell number	U
Fax number	U
E-mail address	bspanellis@overstrand.gov.za
<b>Chief Financial Officer</b>	
ID Number	U
Title	Mrs
Name	SANTIE REYNEKE-NAUDE
Telephone number	028 313 8040
Cell number	082 551 4499
Fax number	U
E-mail address	cfo@overstrand.gov.za
<b>Secretary/PA to the Chief Financial Officer</b>	
ID Number	U
Title	Mrs
Name	DURET TALJAARD
Telephone number	028 313 8074
Cell number	U
Fax number	U
E-mail address	dtaljaard@overstrand.gov.za
<b>Official responsible for submitting financial information</b>	
ID Number	U
Title	Mr
Name	BERNARD KING
Telephone number	028 313 8154
Cell number	U
Fax number	U
E-mail address	bking@overstrand.gov.za
<b>Official responsible for submitting financial information</b>	
ID Number	U
Title	Ms
Name	VERONICA ALLEN
Telephone number	028 313 8131
Cell number	U
Fax number	U
E-mail address	vallen@overstrand.gov.za
<b>Official responsible for submitting financial information</b>	
ID Number	U
Title	Mrs
Name	GEORGIA BUCCHIANERI
Telephone number	028 313 8913
Cell number	U
Fax number	U
E-mail address	gbucchianeri@overstrand.gov.za
<b>Official responsible for submitting financial information</b>	
ID Number	U
Title	Ms
Name	KELLY JOHNSON
Telephone number	028 313 8138
Cell number	U
Fax number	U
E-mail address	kjohnson@overstrand.gov.za
<b>Official responsible for submitting financial information</b>	
ID Number	U
Title	Mr
Name	LLYLE TAIT
Telephone number	028 313 8151
Cell number	U
Fax number	U
E-mail address	ltaid@overstrand.gov.za
<b>Official responsible for submitting financial information</b>	
ID Number	U
Title	Ms
Name	ROCHELLE LOUW
Telephone number	028 313 8071
Cell number	U
Fax number	U
E-mail address	rlouw@overstrand.gov.za

WC032 Overstrand - Table B1 Adjustments Budget Summary - 30/04/2025

Description	Budget Year 2024/25									Budget Year +1 2025/26	Budget Year +2 2026/27
	Original Budget	Prior Adjusted	Accum. Funds	Multi-year capital	Unfore. Unavoid.	Nat. or Prov. Govt	Other Adjusts.	Total Adjusts.	Adjusted Budget	Adjusted Budget	Adjusted Budget
R thousands	A	1 A1	2 B	3 C	4 D	5 E	6 F	7 G	8 H		
<b>Financial Performance</b>											
Property rates	361 957	367 000	-	-	-	-	-	-	367 000	383 378	406 073
Service charges	1 040 890	1 111 546	-	-	-	-	-	-	1 111 546	1 103 344	1 169 543
Investment revenue	51 250	59 250	-	-	-	-	-	-	59 250	51 915	52 593
Transfers recognised - operational	190 368	199 300	-	-	-	-	100	100	199 400	199 421	210 978
Other own revenue	192 796	209 807	-	-	-	-	-	-	209 807	154 920	121 771
<b>contributions)</b>	<b>1 837 261</b>	<b>1 946 903</b>	-	-	-	-	<b>100</b>	<b>100</b>	<b>1 947 003</b>	<b>1 892 978</b>	<b>1 960 958</b>
Employee costs	586 260	593 181	-	-	-	-	-	-	593 181	609 767	650 445
Remuneration of councillors	13 912	13 506	-	-	-	-	-	-	13 506	14 488	15 086
Depreciation & asset impairment	158 441	158 441	-	-	-	-	-	-	158 441	167 237	176 574
Interest	49 814	49 814	-	-	-	-	-	-	49 814	51 810	46 707
Inventory consumed and bulk purchases	545 567	563 801	-	-	-	-	-	-	563 801	596 277	638 617
Transfers and subsidies	17 417	16 717	-	-	-	-	-	-	16 717	16 650	17 309
Other expenditure	572 798	647 275	-	-	-	-	100	100	647 375	565 054	557 036
<b>Total Expenditure</b>	<b>1 944 209</b>	<b>2 042 734</b>	-	-	-	-	<b>100</b>	<b>100</b>	<b>2 042 834</b>	<b>2 021 283</b>	<b>2 101 774</b>
<b>Surplus/(Deficit)</b>	<b>(106 948)</b>	<b>(95 831)</b>	-	-	-	-	-	-	<b>(95 831)</b>	<b>(128 305)</b>	<b>(140 816)</b>
Transfers and subsidies - capital (monetary allocations)	65 533	88 616	-	-	-	-	(1 775)	(1 775)	86 841	47 910	46 734
Transfers and subsidies - capital (in-kind - all)	-	3 658	-	-	-	-	-	-	3 658	-	-
<b>Surplus/(Deficit) after capital transfers &amp; Share of surplus/ (deficit) of associate</b>	<b>(41 415)</b>	<b>(3 557)</b>	-	-	-	-	<b>(1 775)</b>	<b>(1 775)</b>	<b>(5 332)</b>	<b>(80 395)</b>	<b>(94 082)</b>
<b>Surplus/ (Deficit) for the year</b>	<b>(41 415)</b>	<b>(3 557)</b>	-	-	-	-	<b>(1 775)</b>	<b>(1 775)</b>	<b>(5 332)</b>	<b>(80 395)</b>	<b>(94 082)</b>
<b>Capital expenditure &amp; funds sources</b>											
<b>Capital expenditure</b>	<b>184 628</b>	<b>224 994</b>	-	-	-	-	-	-	<b>223 219</b>	<b>137 910</b>	<b>116 734</b>
Transfers recognised - capital	65 533	92 274	-	-	-	-	(1 775)	(1 775)	90 499	47 910	46 734
Borrowing	93 010	89 511	-	-	-	-	-	-	89 511	90 000	70 000
Internally generated funds	26 085	43 209	-	-	-	-	-	-	43 209	-	-
<b>Total sources of capital funds</b>	<b>184 628</b>	<b>224 994</b>	-	-	-	-	<b>(1 775)</b>	<b>(1 775)</b>	<b>223 219</b>	<b>137 910</b>	<b>116 734</b>
<b>Financial position</b>											
Total current assets	829 027	899 548	-	-	-	-	45 630	45 630	945 178	918 871	927 186
Total non current assets	4 237 717	4 275 864	-	-	-	-	(34 236)	(34 236)	4 241 629	4 176 961	4 120 621
Total current liabilities	434 783	434 783	-	-	-	-	-	-	434 783	349 800	361 238
Total non current liabilities	661 193	661 193	-	-	-	-	-	-	661 193	712 168	734 146
<b>Community wealth/Equity</b>	<b>3 970 769</b>	<b>4 079 436</b>	-	-	-	-	<b>11 395</b>	<b>11 395</b>	<b>4 090 831</b>	<b>4 033 865</b>	<b>3 952 424</b>
<b>Cash flows</b>											
Net cash from (used) operating	141 341	206 650	-	-	-	-	(1 775)	(1 775)	204 875	132 811	115 447
Net cash from (used) investing	(189 608)	(214 712)	-	-	-	-	1 775	1 775	(212 937)	(50 128)	(116 734)
Net cash from (used) financing	7 795	7 795	-	-	-	-	-	-	7 795	(66 566)	6 830
<b>Cash/cash equivalents at the year end</b>	<b>660 378</b>	<b>676 391</b>	-	-	-	-	-	-	<b>676 391</b>	<b>692 508</b>	<b>698 052</b>
<b>Cash backing/surplus reconciliation</b>											
Cash and investments available	744 849	760 862	-	-	-	-	(45 630)	(45 630)	715 231	692 508	698 052
Application of cash and investments	228 547	176 144	-	-	-	-	-	-	176 144	65 721	76 049
<b>Balance - surplus (shortfall)</b>	<b>516 302</b>	<b>584 718</b>	-	-	-	-	<b>(45 630)</b>	<b>(45 630)</b>	<b>539 087</b>	<b>626 788</b>	<b>622 003</b>
<b>Asset Management</b>											
Asset register summary (WDV)	4 153 246	4 191 393	-	-	-	-	11 395	11 395	4 202 788	4 176 961	4 120 621
Depreciation	158 441	158 441	-	-	-	-	-	-	158 441	167 237	176 574
Renewal and Upgrading of Existing Assets	70 885	74 168	-	-	-	-	-	-	74 168	80 041	65 843
Repairs and Maintenance	295 774	317 817	-	-	-	-	-	-	317 817	314 713	329 429
<b>Free services</b>											
Cost of Free Basic Services provided	35 892	35 892	-	-	-	-	-	-	35 892	38 045	40 328
Revenue cost of free services provided	-	-	-	-	-	-	-	-	-	-	-
<b>Households below minimum service level</b>											
Water:	-	-	-	-	-	-	-	-	-	-	-
Sanitation/sewerage:	4	4	3	3	3	3	4	17	20	-	-
Energy:	-	-	-	-	-	-	-	-	-	-	-
Refuse:	-	-	-	-	-	-	-	-	-	-	-

WC032 Overstrand - Table B2 Adjustments Budget Financial Performance (functional classification) - 30/04/2025

Standard Description	Ref	Budget Year 2024/25									Budget Year	Budget Year
		Original Budget	Prior Adjusted	Accum. Funds	Multi-year capital	Unfore. Unavoid.	Nat. or Prov. Govt	Other Adjusts.	Total Adjusts.	Adjusted Budget	Adjusted Budget	Adjusted Budget
R thousands	1, 4	A	5 A1	6 B	7 C	8 D	9 E	10 F	11 G	12 H	+1 2025/26	+2 2026/27
<b>Revenue - Functional</b>												
<b>Government and administration</b>		534 699	546 469	-	-	-	-	-	-	546 469	560 469	590 903
Executive and council		91 905	77 625	-	-	-	-	-	-	77 625	98 051	104 290
Finance and administration		442 794	468 844	-	-	-	-	-	-	468 844	462 419	486 613
Internal audit		-	-	-	-	-	-	-	-	-	-	-
<b>Community and public safety</b>		193 553	218 751	-	-	-	-	-	-	218 751	150 379	124 444
Community and social services		9 154	9 293	-	-	-	-	-	-	9 293	9 349	9 622
Sport and recreation		24 504	27 744	-	-	-	-	-	-	27 744	31 020	31 071
Public safety		61 852	70 323	-	-	-	-	-	-	70 323	62 906	63 896
Housing		98 043	111 391	-	-	-	-	-	-	111 391	47 104	19 856
Health		-	-	-	-	-	-	-	-	-	-	-
<b>Economic and environmental services</b>		14 207	26 117	-	-	-	-	400	400	26 517	14 865	18 350
Planning and development		12 358	15 389	-	-	-	-	-	-	15 389	11 084	11 525
Road transport		1 802	9 990	-	-	-	-	-	-	9 990	3 732	6 773
Environmental protection		46	738	-	-	-	-	400	400	1 138	49	52
<b>Trading services</b>		1 160 336	1 247 841	-	-	-	-	(2 075)	(2 075)	1 245 766	1 215 175	1 273 995
Energy sources		689 348	739 445	-	-	-	-	-	-	739 445	720 115	762 379
Water management		204 493	227 242	-	-	-	-	(2 075)	(2 075)	225 167	213 075	213 139
Waste water management		142 748	154 476	-	-	-	-	-	-	154 476	150 926	159 554
Waste management		123 746	126 678	-	-	-	-	-	-	126 678	131 060	138 923
<b>Other</b>		-	-	-	-	-	-	-	-	-	-	-
<b>Total Revenue - Functional</b>	2	1 902 794	2 039 177	-	-	-	-	(1 675)	(1 675)	2 037 502	1 940 888	2 007 692
<b>Expenditure - Functional</b>												
<b>Government and administration</b>		357 794	349 808	-	-	-	-	(300)	(300)	349 508	376 469	399 925
Executive and council		88 511	77 033	-	-	-	-	-	-	77 033	92 197	97 643
Finance and administration		264 137	268 258	-	-	-	-	(300)	(300)	267 958	279 455	297 132
Internal audit		5 145	4 517	-	-	-	-	-	-	4 517	4 817	5 151
<b>Community and public safety</b>		356 028	382 080	-	-	-	-	-	-	382 080	336 333	309 755
Community and social services		25 282	27 543	-	-	-	-	-	-	27 543	30 556	31 118
Sport and recreation		69 335	68 154	-	-	-	-	-	-	68 154	73 307	73 980
Public safety		169 928	199 660	-	-	-	-	-	-	199 660	178 600	186 668
Housing		91 482	86 724	-	-	-	-	-	-	86 724	53 870	17 989
Health		-	-	-	-	-	-	-	-	-	-	-
<b>Economic and environmental services</b>		223 838	226 764	-	-	-	-	400	400	227 164	234 659	249 510
Planning and development		58 410	56 210	-	-	-	-	-	-	56 210	57 753	61 055
Road transport		140 211	138 671	-	-	-	-	-	-	138 671	158 178	168 604
Environmental protection		25 218	31 882	-	-	-	-	400	400	32 282	18 727	19 851
<b>Trading services</b>		1 002 626	1 078 148	-	-	-	-	-	-	1 078 148	1 069 696	1 138 166
Energy sources		585 410	617 567	-	-	-	-	-	-	617 567	627 505	673 074
Water management		160 282	172 423	-	-	-	-	-	-	172 423	170 954	179 286
Waste water management		144 301	168 085	-	-	-	-	-	-	168 085	151 691	157 848
Waste management		112 633	120 073	-	-	-	-	-	-	120 073	119 547	127 958
<b>Other</b>		3 923	5 935	-	-	-	-	-	-	5 935	4 127	4 418
<b>Total Expenditure - Functional</b>	3	1 944 209	2 042 734	-	-	-	-	100	100	2 042 834	2 021 283	2 101 774
<b>Surplus/ (Deficit) for the year</b>		(41 415)	(3 557)	-	-	-	-	(1 775)	(1 775)	(5 332)	(80 395)	(94 082)

WC032 Overstrand - Table B2 Adjustments Budget Financial Performance (functional classification) - B - 30/04/2025

Standard Classification Description	Ref	Budget Year 2024/25									Budget Year	Budget Year
		Original Budget	Prior Adjusted	Accum. Funds	Multi-year capital	Unfore. Unavoid.	Nat. or Prov. Govt	Other Adjusts.	Total Adjusts.	Adjusted Budget	+1 2025/26	+2 2026/27
R thousand	1	A	A1	B	C	D	E	F	G	H		
<b>Revenue - Functional</b>												
<b>Municipal governance and administration</b>		534 699	546 469	-	-	-	-	-	-	546 469	560 469	590 903
Executive and council		91 905	77 625	-	-	-	-	-	-	77 625	98 051	104 290
Mayor and Council		91 820	77 622	-	-	-	-	-	-	77 622	98 003	104 240
Municipal Manager, Town Secretary and Chief Executive		85	3	-	-	-	-	-	-	3	47	50
Finance and administration		442 794	468 844	-	-	-	-	-	-	468 844	462 419	486 613
Administrative and Corporate Support		272	272	-	-	-	-	-	-	272	284	296
Asset Management		-	-	-	-	-	-	-	-	-	-	-
Finance		437 019	452 162	-	-	-	-	(300)	(300)	451 862	456 512	480 567
Fleet Management		0	0	-	-	-	-	-	-	0	0	0
Human Resources		1 363	1 463	-	-	-	-	-	-	1 463	1 445	1 532
Information Technology		-	-	-	-	-	-	300	300	300	-	-
Legal Services		-	-	-	-	-	-	-	-	-	-	-
Marketing, Customer Relations, Publicity and Media Co-Property Services		524	524	-	-	-	-	-	-	524	555	589
Risk Management		-	-	-	-	-	-	-	-	-	-	-
Security Services		-	-	-	-	-	-	-	-	-	-	-
Supply Chain Management		45	45	-	-	-	-	-	-	45	48	51
Valuation Service		3 570	14 378	-	-	-	-	-	-	14 378	3 574	3 579
Internal audit		-	-	-	-	-	-	-	-	-	-	-
Governance Function		-	-	-	-	-	-	-	-	-	-	-
<b>Community and public safety</b>		193 553	218 751	-	-	-	-	-	-	218 751	150 379	124 444
Community and social services		9 154	9 293	-	-	-	-	-	-	9 293	9 349	9 622
Aged Care		-	-	-	-	-	-	-	-	-	-	-
Agricultural		-	-	-	-	-	-	-	-	-	-	-
Animal Care and Diseases		-	-	-	-	-	-	-	-	-	-	-
Cemeteries, Funeral Parlours and Crematoriums		252	252	-	-	-	-	-	-	252	267	283
Child Care Facilities		-	-	-	-	-	-	-	-	-	-	-
Community Halls and Facilities		246	246	-	-	-	-	-	-	246	407	276
Consumer Protection		-	-	-	-	-	-	-	-	-	-	-
Cultural Matters		-	-	-	-	-	-	-	-	-	-	-
Disaster Management		-	-	-	-	-	-	-	-	-	-	-
Education		-	-	-	-	-	-	-	-	-	-	-
Indigenous and Customary Law		-	-	-	-	-	-	-	-	-	-	-
Industrial Promotion		-	-	-	-	-	-	-	-	-	-	-
Language Policy		-	-	-	-	-	-	-	-	-	-	-
Libraries and Archives		8 656	8 795	-	-	-	-	-	-	8 795	8 675	9 062
Literacy Programmes		-	-	-	-	-	-	-	-	-	-	-
Media Services		-	-	-	-	-	-	-	-	-	-	-
Museums and Art Galleries		-	-	-	-	-	-	-	-	-	-	-
Population Development		-	-	-	-	-	-	-	-	-	-	-
Provincial Cultural Matters		-	-	-	-	-	-	-	-	-	-	-
Theatres		-	-	-	-	-	-	-	-	-	-	-
Zoo's		-	-	-	-	-	-	-	-	-	-	-
Sport and recreation		24 504	27 744	-	-	-	-	-	-	27 744	31 020	31 071
Beaches and Jetties		603	121	-	-	-	-	-	-	121	639	677
Casinos, Racing, Gambling, Wagering		-	-	-	-	-	-	-	-	-	-	-
Community Parks (including Nurseries)		5 620	5 713	-	-	-	-	-	-	5 713	5 956	6 311
Recreational Facilities		7 852	11 550	-	-	-	-	-	-	11 550	11 365	8 867
Sports Grounds and Stadiums		10 430	10 361	-	-	-	-	-	-	10 361	13 060	15 216
Public safety		61 852	70 323	-	-	-	-	-	-	70 323	62 906	63 896
Civil Defence		-	-	-	-	-	-	-	-	-	-	-
Cleansing		-	-	-	-	-	-	-	-	-	-	-
Control of Public Nuisances		7 995	8 395	-	-	-	-	-	-	8 395	8 417	8 736
Fencing and Fences		-	-	-	-	-	-	-	-	-	-	-
Fire Fighting and Protection		207	707	-	-	-	-	-	-	707	219	232
Licensing and Control of Animals		111	111	-	-	-	-	-	-	111	118	125
Police Forces, Traffic and Street Parking Control		53 539	61 110	-	-	-	-	-	-	61 110	54 152	54 802
Pounds		-	-	-	-	-	-	-	-	-	-	-
Housing		98 043	111 391	-	-	-	-	-	-	111 391	47 104	19 856
Housing		98 043	111 391	-	-	-	-	-	-	111 391	47 104	19 856
Informal Settlements		-	-	-	-	-	-	-	-	-	-	-
Health		-	-	-	-	-	-	-	-	-	-	-
Ambulance		-	-	-	-	-	-	-	-	-	-	-
Health Services		-	-	-	-	-	-	-	-	-	-	-
Laboratory Services		-	-	-	-	-	-	-	-	-	-	-
Food Control		-	-	-	-	-	-	-	-	-	-	-
Health Surveillance and Prevention of Communicable		-	-	-	-	-	-	-	-	-	-	-
Vector Control		-	-	-	-	-	-	-	-	-	-	-
Chemical Safety		-	-	-	-	-	-	-	-	-	-	-
<b>Economic and environmental services</b>		14 207	26 117	-	-	-	-	400	400	26 517	14 865	18 350
Planning and development		12 358	15 389	-	-	-	-	-	-	15 389	11 084	11 525
Billboards		-	-	-	-	-	-	-	-	-	-	-
Corporate Wide Strategic Planning (IDPs, LEDs)		-	1 931	-	-	-	-	-	-	1 931	-	-
Central City Improvement District		-	-	-	-	-	-	-	-	-	-	-
Development Facilitation		-	-	-	-	-	-	-	-	-	-	-
Economic Development/Planning		1 898	1 898	-	-	-	-	-	-	1 898	-	-
Regional Planning and Development		-	-	-	-	-	-	-	-	-	-	-
Town Planning, Building Regulations and Enforcement, Project Management Unit		10 260	10 260	-	-	-	-	-	-	10 260	10 874	11 525
Provincial Planning		200	1 300	-	-	-	-	-	-	1 300	210	-
Support to Local Municipalities		-	-	-	-	-	-	-	-	-	-	-
Road transport		1 802	9 990	-	-	-	-	-	-	9 990	3 732	6 773
Public Transport		-	-	-	-	-	-	-	-	-	-	-
Road and Traffic Regulation		-	-	-	-	-	-	-	-	-	-	-
Roads		1 802	9 990	-	-	-	-	-	-	9 990	3 732	6 773
Taxi Ranks		-	-	-	-	-	-	-	-	-	-	-
Environmental protection		46	738	-	-	-	-	400	400	1 138	49	52
Biodiversity and Landscape		46	738	-	-	-	-	400	400	1 138	49	52
Coastal Protection		-	-	-	-	-	-	-	-	-	-	-
Indigenous Forests		-	-	-	-	-	-	-	-	-	-	-
Nature Conservation		-	-	-	-	-	-	-	-	-	-	-
Pollution Control		-	-	-	-	-	-	-	-	-	-	-
Soil Conservation		-	-	-	-	-	-	-	-	-	-	-
<b>Trading services</b>		1 160 336	1 247 841	-	-	-	-	(2 075)	(2 075)	1 245 766	1 215 175	1 273 995
Energy sources		689 348	739 445	-	-	-	-	-	-	739 445	720 115	762 379
Electricity		689 348	739 445	-	-	-	-	-	-	739 445	720 115	762 379
Street Lighting and Signal Systems		-	-	-	-	-	-	-	-	-	-	-
Nonelectric Energy		-	-	-	-	-	-	-	-	-	-	-
Water management		204 493	227 242	-	-	-	-	(2 075)	(2 075)	225 167	213 075	213 139
Water Treatment		-	128	-	-	-	-	-	-	128	-	-
Water Distribution		204 493	227 114	-	-	-	-	(2 075)	(2 075)	225 039	213 075	213 139

Standard Classification Description	Ref	Budget Year 2024/25										Budget Year +1 2025/26	Budget Year +2 2026/27
		Original Budget	Prior Adjusted	Accum. Funds	Multi-year capital	Unfore. Unavoid.	Nat. or Prov. Govt	Other Adjusts.	Total Adjusts.	Adjusted Budget	Adjusted Budget	Adjusted Budget	
		A	5 A1	6 B	7 C	8 D	9 E	10 F	11 G	12 H			
<i>Water Storage</i>		-	-	-	-	-	-	-	-	-	-	-	-
Waste water management		142 748	154 476	-	-	-	-	-	-	-	154 476	150 926	159 554
Public Toilets		-	-	-	-	-	-	-	-	-	-	-	-
Sewerage		135 675	144 079	-	-	-	-	-	-	-	144 079	150 815	159 444
Storm Water Management		7 073	10 396	-	-	-	-	-	-	-	10 396	110	110
Waste Water Treatment		-	-	-	-	-	-	-	-	-	-	-	-
Waste management		123 746	126 678	-	-	-	-	-	-	-	126 678	131 060	138 923
Recycling		-	-	-	-	-	-	-	-	-	-	-	-
Solid Waste Disposal (Landfill Sites)		200	200	-	-	-	-	-	-	-	200	100	106
Solid Waste Removal		123 547	126 478	-	-	-	-	-	-	-	126 478	130 959	138 817
Street Cleaning		-	-	-	-	-	-	-	-	-	-	-	-
<i>Other</i>		-	-	-	-	-	-	-	-	-	-	-	-
Abattoirs		-	-	-	-	-	-	-	-	-	-	-	-
Air Transport		-	-	-	-	-	-	-	-	-	-	-	-
Forestry		-	-	-	-	-	-	-	-	-	-	-	-
Licensing and Regulation		-	-	-	-	-	-	-	-	-	-	-	-
Markets		-	-	-	-	-	-	-	-	-	-	-	-
Tourism		-	-	-	-	-	-	-	-	-	-	-	-
<b>Total Revenue - Functional</b>	2	1 902 794	2 039 177	-	-	-	-	-	(1 675)	(1 675)	2 037 502	1 940 888	2 007 692

Standard Classification Description	Ref	Budget Year 2024/25										Budget Year	Budget Year
		Original	Prior	Accum.	Multi-year	Unavoid.	Nat. or Prov.	Other	Total	Adjusted	Adjusted	Adjusted	
		Budget	Adjusted	Funds	capital	Unavoid.	Govt	Adjus.	Adjus.	Budget	Budget	Budget	
R thousand	1	A	5 A1	6 B	7 C	8 D	9 E	10 F	11 G	12 H	+1 2025/26	+2 2026/27	
<b>Expenditure - Functional</b>													
<b>Municipal governance and administration</b>		357 794	349 808	-	-	-	-	(300)	(300)	349 508	376 469	399 925	
Executive and council		88 511	77 033	-	-	-	-	-	-	77 033	92 197	97 643	
Mayor and Council		54 329	53 910	-	-	-	-	-	-	53 910	56 053	59 045	
Municipal Manager, Town Secretary and Chief Executive		34 182	23 123	-	-	-	-	-	-	23 123	36 143	38 598	
Finance and administration		264 137	268 258	-	-	-	-	(300)	(300)	267 958	279 455	297 132	
Administrative and Corporate Support		53 434	37 341	-	-	-	-	-	-	37 341	56 451	60 134	
Asset Management		1 500	1 500	-	-	-	-	-	-	1 500	1 500	1 500	
Finance		101 743	112 459	-	-	-	-	(300)	(300)	112 159	105 804	112 380	
Fleet Management		9 284	8 455	-	-	-	-	-	-	8 455	9 817	10 514	
Human Resources		16 808	18 705	-	-	-	-	-	-	18 705	17 437	18 525	
Information Technology		31 814	31 725	-	-	-	-	-	-	31 725	33 691	36 123	
Legal Services		6 611	8 592	-	-	-	-	-	-	8 592	6 882	7 356	
Marketing, Customer Relations, Publicity and Media Co-		3 886	3 075	-	-	-	-	-	-	3 075	3 987	4 182	
Property Services		18 474	24 246	-	-	-	-	-	-	24 246	20 506	21 799	
Risk Management		1 227	1 427	-	-	-	-	-	-	1 427	1 264	1 337	
Security Services		5 608	4 958	-	-	-	-	-	-	4 958	5 633	5 660	
Supply Chain Management		13 749	15 774	-	-	-	-	-	-	15 774	16 484	17 621	
Valuation Service		-	-	-	-	-	-	-	-	-	-	-	
Internal audit		5 145	4 517	-	-	-	-	-	-	4 517	4 817	5 151	
Governance Function		5 145	4 517	-	-	-	-	-	-	4 517	4 817	5 151	
<b>Community and public safety</b>		356 028	382 080	-	-	-	-	-	-	382 080	336 333	309 755	
Community and social services		25 282	27 543	-	-	-	-	-	-	27 543	30 556	31 118	
Aged Care		1	1	-	-	-	-	-	-	1	1	1	
Agricultural		-	-	-	-	-	-	-	-	-	-	-	
Animal Care and Diseases		800	950	-	-	-	-	-	-	950	840	882	
Cemeteries, Funeral Parlours and Crematoriums		994	2 870	-	-	-	-	-	-	2 870	1 025	1 079	
Child Care Facilities		-	-	-	-	-	-	-	-	-	-	-	
Community Halls and Facilities		12 440	12 504	-	-	-	-	-	-	12 504	17 710	17 617	
Consumer Protection		-	-	-	-	-	-	-	-	-	-	-	
Cultural Matters		-	-	-	-	-	-	-	-	-	-	-	
Disaster Management		-	-	-	-	-	-	-	-	-	-	-	
Education		-	-	-	-	-	-	-	-	-	-	-	
Indigenous and Customary Law		-	-	-	-	-	-	-	-	-	-	-	
Industrial Promotion		-	-	-	-	-	-	-	-	-	-	-	
Language Policy		-	-	-	-	-	-	-	-	-	-	-	
Libraries and Archives		11 047	11 218	-	-	-	-	-	-	11 218	10 980	11 540	
Literacy Programmes		-	-	-	-	-	-	-	-	-	-	-	
Media Services		-	-	-	-	-	-	-	-	-	-	-	
Museums and Art Galleries		-	-	-	-	-	-	-	-	-	-	-	
Population Development		-	-	-	-	-	-	-	-	-	-	-	
Provincial Cultural Matters		-	-	-	-	-	-	-	-	-	-	-	
Theatres		-	-	-	-	-	-	-	-	-	-	-	
Zoo's		-	-	-	-	-	-	-	-	-	-	-	
Sport and recreation		69 335	68 154	-	-	-	-	-	-	68 154	73 307	73 980	
Beaches and Jetties		8 737	8 990	-	-	-	-	-	-	8 990	8 846	9 195	
Casinos, Racing, Gambling, Wagering		-	-	-	-	-	-	-	-	-	-	-	
Community Parks (including Nurseries)		36 917	35 658	-	-	-	-	-	-	35 658	38 256	40 563	
Recreational Facilities		15 119	15 181	-	-	-	-	-	-	15 181	15 673	16 717	
Sports Grounds and Stadiums		8 562	8 326	-	-	-	-	-	-	8 326	10 533	7 505	
Public safety		169 928	199 660	-	-	-	-	-	-	199 660	178 600	186 668	
Civil Defence		23 296	29 808	-	-	-	-	-	-	29 808	24 469	25 904	
Cleansing		-	-	-	-	-	-	-	-	-	-	-	
Control of Public Nuisances		26 337	30 466	-	-	-	-	-	-	30 466	27 523	28 942	
Fencing and Fences		-	-	-	-	-	-	-	-	-	-	-	
Fire Fighting and Protection		40 425	56 717	-	-	-	-	-	-	56 717	42 949	43 371	
Licensing and Control of Animals		-	-	-	-	-	-	-	-	-	-	-	
Police Forces, Traffic and Street Parking Control		79 870	82 668	-	-	-	-	-	-	82 668	83 659	88 451	
Pounds		-	-	-	-	-	-	-	-	-	-	-	
Housing		91 482	86 724	-	-	-	-	-	-	86 724	53 870	17 989	
Housing		91 482	86 724	-	-	-	-	-	-	86 724	53 870	17 989	
Informal Settlements		-	-	-	-	-	-	-	-	-	-	-	
Health		-	-	-	-	-	-	-	-	-	-	-	
Ambulance		-	-	-	-	-	-	-	-	-	-	-	
Health Services		-	-	-	-	-	-	-	-	-	-	-	
Laboratory Services		-	-	-	-	-	-	-	-	-	-	-	
Food Control		-	-	-	-	-	-	-	-	-	-	-	
Health Surveillance and Prevention of Communicable		-	-	-	-	-	-	-	-	-	-	-	
Vector Control		-	-	-	-	-	-	-	-	-	-	-	
Chemical Safety		-	-	-	-	-	-	-	-	-	-	-	
<b>Economic and environmental services</b>		223 838	226 764	-	-	-	-	400	400	227 164	234 659	249 510	
Planning and development		58 410	56 210	-	-	-	-	-	-	56 210	57 753	61 055	
Billboards		-	-	-	-	-	-	-	-	-	-	-	
Corporate Wide Strategic Planning (IDPs, LEDs)		3 402	3 497	-	-	-	-	-	-	3 497	3 528	3 748	
Central City Improvement District		-	-	-	-	-	-	-	-	-	-	-	
Development Facilitation		2 178	3 947	-	-	-	-	-	-	3 947	2 142	2 232	
Economic Development/Planning		9 994	7 300	-	-	-	-	-	-	7 300	8 537	9 017	
Regional Planning and Development		-	-	-	-	-	-	-	-	-	-	-	
Town Planning, Building Regulations and Enforcement,		31 051	26 408	-	-	-	-	-	-	26 408	31 381	33 384	
Project Management Unit		11 785	15 058	-	-	-	-	-	-	15 058	12 165	12 675	
Provincial Planning		-	-	-	-	-	-	-	-	-	-	-	
Support to Local Municipalities		-	-	-	-	-	-	-	-	-	-	-	
Road transport		140 211	138 671	-	-	-	-	-	-	138 671	158 178	168 604	
Public Transport		-	-	-	-	-	-	-	-	-	-	-	
Road and Traffic Regulation		1 443	2 165	-	-	-	-	-	-	2 165	1 492	1 603	
Roads		138 768	136 506	-	-	-	-	-	-	136 506	156 686	167 001	
Taxi Ranks		-	-	-	-	-	-	-	-	-	-	-	
Environmental protection		25 218	31 882	-	-	-	-	400	400	32 282	18 727	19 851	
Biodiversity and Landscape		23 708	29 872	-	-	-	-	400	400	30 272	17 392	18 390	
Coastal Protection		-	-	-	-	-	-	-	-	-	-	-	
Indigenous Forests		-	-	-	-	-	-	-	-	-	-	-	
Nature Conservation		1 510	2 010	-	-	-	-	-	-	2 010	1 335	1 461	
Pollution Control		-	-	-	-	-	-	-	-	-	-	-	
Soil Conservation		-	-	-	-	-	-	-	-	-	-	-	
Trading services		1 002 626	1 078 148	-	-	-	-	-	-	1 078 148	1 069 696	1 138 166	
Energy sources		585 410	617 567	-	-	-	-	-	-	617 567	627 505	673 074	
Electricity		583 308	615 391	-	-	-	-	-	-	615 391	625 285	670 727	
Street Lighting and Signal Systems		2 102	2 177	-	-	-	-	-	-	2 177	2 219	2 347	
Nonelectric Energy		-	-	-	-	-	-	-	-	-	-	-	
Water management		160 282	172 423	-	-	-	-	-	-	172 423	170 954	179 286	
Water Treatment		88 707	88 661	-	-	-	-	-	-	88 661	97 322	100 296	
Water Distribution		63 456	75 553	-	-	-	-	-	-	75 553	65 324	70 188	
Water Storage		8 119	8 209	-	-	-	-	-	-	8 209	8 308	8 802	

Standard Classification Description	Ref	Budget Year 2024/25										Budget Year +1 2025/26	Budget Year +2 2026/27
		Original Budget	Prior Adjusted	Accum. Funds	Multi-year capital	Unfore. Unavoid.	Nat. or Prov. Govt	Other Adjusts.	Total Adjusts.	Adjusted Budget	Adjusted Budget	Adjusted Budget	
R thousand	1	A	5 A1	6 B	7 C	8 D	9 E	10 F	11 G	12 H			
Waste water management		144 301	168 085	-	-	-	-	-	-	-	168 085	151 691	157 848
<i>Public Toilets</i>		1 566	3 313	-	-	-	-	-	-	-	3 313	1 628	1 712
<i>Sewerage</i>		72 111	94 082	-	-	-	-	-	-	-	94 082	80 585	82 180
<i>Storm Water Management</i>		15 522	20 917	-	-	-	-	-	-	-	20 917	15 930	16 491
<i>Waste Water Treatment</i>		55 102	49 774	-	-	-	-	-	-	-	49 774	53 548	57 464
Waste management		112 633	120 073	-	-	-	-	-	-	-	120 073	119 547	127 958
<i>Recycling</i>		180	180	-	-	-	-	-	-	-	180	252	203
<i>Solid Waste Disposal (Landfill Sites)</i>		58 796	63 454	-	-	-	-	-	-	-	63 454	63 254	68 265
<i>Solid Waste Removal</i>		53 657	56 439	-	-	-	-	-	-	-	56 439	56 041	59 490
<i>Street Cleaning</i>		-	-	-	-	-	-	-	-	-	-	-	-
<b>Other</b>		<b>3 923</b>	<b>5 935</b>	-	-	-	-	-	-	-	<b>5 935</b>	<b>4 127</b>	<b>4 418</b>
Abattoirs		-	-	-	-	-	-	-	-	-	-	-	-
Air Transport		-	-	-	-	-	-	-	-	-	-	-	-
Forestry		-	-	-	-	-	-	-	-	-	-	-	-
Licensing and Regulation		-	-	-	-	-	-	-	-	-	-	-	-
Markets		-	-	-	-	-	-	-	-	-	-	-	-
Tourism		3 923	5 935	-	-	-	-	-	-	-	5 935	4 127	4 418
<b>Total Expenditure - Functional</b>	<b>3</b>	<b>1 944 209</b>	<b>2 042 734</b>	-	-	-	-	100	100	2 042 834	<b>2 021 283</b>	<b>2 101 774</b>	
<b>Surplus/ (Deficit) for the year</b>		<b>(41 415)</b>	<b>(3 557)</b>	-	-	-	-	<b>(1 775)</b>	<b>(1 775)</b>	<b>(5 332)</b>	<b>(80 395)</b>	<b>(94 082)</b>	

WC032 Overstrand - Table B3 Adjustments Budget Financial Performance (revenue and expenditure by municipal vote) - 30/04/2025

Vote Description  <i>[Insert departmental structure etc]</i>	Ref	Budget Year 2024/25									Budget Year	Budget Year
		Original	Prior	Accum.	Multi-year	Unfore.	Nat. or Prov.	Other	Total	Adjusted	Adjusted	Adjusted
		Budget	Adjusted	Funds	capital	Unavoid.	Govt	Adjus.	Adjus.	Budget	Budget	Budget
		3	4	5	6	7	8	9	10			
		A	A1	B	C	D	E	F	G	H		
<b>R thousands</b>												
<b>Revenue by Vote</b>	1											
Vote 1 - Municipal Council		91 820	77 622	-	-	-	-	-	-	77 622	98 003	104 240
Vote 2 - Office of the Municipal Manager		-	1 931	-	-	-	-	-	-	1 931	-	-
Vote 3 - Corporate Services		1 364	1 464	-	-	-	-	300	300	1 764	1 446	1 533
Vote 4 - Financial Services		437 064	452 207	-	-	-	-	(300)	(300)	451 907	456 560	480 618
Vote 5 - Infrastructure Services		1 260 015	1 370 156	-	-	-	-	(2 075)	(2 075)	1 368 081	1 265 982	1 300 423
Vote 6 - Community Services		34 972	38 268	-	-	-	-	-	-	38 268	41 418	41 902
Vote 7 - Municipal Public Safety		61 852	70 323	-	-	-	-	-	-	70 323	62 906	63 896
Vote 8 - Planning and Development		15 707	27 206	-	-	-	-	400	400	27 606	14 572	15 080
Vote 9 - Costing Services		-	-	-	-	-	-	-	-	-	-	-
Vote 10 - Main Ledger Services		-	-	-	-	-	-	-	-	-	-	-
Vote 11 - [NAME OF VOTE 11]		-	-	-	-	-	-	-	-	-	-	-
Vote 12 - [NAME OF VOTE 12]		-	-	-	-	-	-	-	-	-	-	-
Vote 13 - [NAME OF VOTE 13]		-	-	-	-	-	-	-	-	-	-	-
Vote 14 - [NAME OF VOTE 14]		-	-	-	-	-	-	-	-	-	-	-
Vote 15 - [NAME OF VOTE 15]		-	-	-	-	-	-	-	-	-	-	-
<b>Total Revenue by Vote</b>	2	<b>1 902 794</b>	<b>2 039 177</b>	-	-	-	-	<b>(1 675)</b>	<b>(1 675)</b>	<b>2 037 502</b>	<b>1 940 888</b>	<b>2 007 692</b>
<b>Expenditure by Vote</b>	1											
Vote 1 - Municipal Council		54 329	53 910	-	-	-	-	-	-	53 910	56 040	59 031
Vote 2 - Office of the Municipal Manager		25 593	30 559	-	-	-	-	-	-	30 559	27 104	28 843
Vote 3 - Corporate Services		72 318	76 578	-	-	-	-	-	-	76 578	75 012	79 944
Vote 4 - Financial Services		138 929	168 137	-	-	-	-	(300)	(300)	167 837	146 994	156 173
Vote 5 - Infrastructure Services		1 210 945	1 261 213	-	-	-	-	-	-	1 261 213	1 258 956	1 298 471
Vote 6 - Community Services		192 551	190 034	-	-	-	-	-	-	190 034	210 644	219 061
Vote 7 - Municipal Public Safety		175 704	191 120	-	-	-	-	-	-	191 120	183 269	191 261
Vote 8 - Planning and Development		73 840	71 184	-	-	-	-	400	400	71 584	65 264	68 990
Vote 9 - Costing Services		-	-	-	-	-	-	-	-	-	-	-
Vote 10 - Main Ledger Services		-	-	-	-	-	-	-	-	-	-	-
Vote 11 - [NAME OF VOTE 11]		-	-	-	-	-	-	-	-	-	-	-
Vote 12 - [NAME OF VOTE 12]		-	-	-	-	-	-	-	-	-	-	-
Vote 13 - [NAME OF VOTE 13]		-	-	-	-	-	-	-	-	-	-	-
Vote 14 - [NAME OF VOTE 14]		-	-	-	-	-	-	-	-	-	-	-
Vote 15 - [NAME OF VOTE 15]		-	-	-	-	-	-	-	-	-	-	-
<b>Total Expenditure by Vote</b>	2	<b>1 944 209</b>	<b>2 042 734</b>	-	-	-	-	<b>100</b>	<b>100</b>	<b>2 042 834</b>	<b>2 021 283</b>	<b>2 101 774</b>
<b>Surplus/ (Deficit) for the year</b>	2	<b>(41 415)</b>	<b>(3 557)</b>	-	-	-	-	<b>(1 775)</b>	<b>(1 775)</b>	<b>(5 332)</b>	<b>(80 395)</b>	<b>(94 082)</b>



Vote Description <i>(Insert departmental structure etc)</i>	Ref	Budget Year 2024/25									Budget Year +1	Budget Year +2	
		Original Budget	Prior Adjusted	Accum. Funds	Multi-year capital	Unfore. Unavoid.	Nat. or Prov. Govt	Other Adjus.	Total Adjus.	Adjusted Budget	Adjusted Budget	2025/26	2026/27
		A	3 A1	4 B	5 C	6 D	7 E	8 F	9 G	10 H			
<b>R thousands</b>													
<b>Vote 12 - [NAME OF VOTE 12]</b>													
<b>Vote 13 - [NAME OF VOTE 13]</b>													
<b>Vote 14 - [NAME OF VOTE 14]</b>													
<b>Vote 15 - [NAME OF VOTE 15]</b>													
<b>Total Revenue by Vote</b>	2	1 902 794	2 039 177					(1 675)	(1 675)	2 037 502	1 940 888	2 007 692	
<b>Expenditure by Vote</b>	1												
<b>Vote 1 - Municipal Council</b>		54 329	53 910							53 910	56 040	59 031	
1.1 - Council:Council's General		53 172	52 756							52 756	54 835	57 777	
1.2 - Council:Mayors Office		1 156	1 154							1 154	1 204	1 253	
1.3 - Council:Pensioners & Continued Members		1	1							1	1	1	
<b>Vote 2 - Office of the Municipal Manager</b>		25 593	30 559							30 559	27 104	28 843	
2.1 - MM:Municipal Manager		3 429	3 887							3 887	3 578	3 752	
2.2 - MM:Internal Audit		5 145	4 517							4 517	4 817	5 151	
2.3 - MM:Strategic Support Services		13 884	17 376							17 376	15 460	16 469	
2.4 - MM:Legal Services & Contract Management		3 134	4 779							4 779	3 249	3 471	
<b>Vote 3 - Corporate Services</b>		72 318	76 578							76 578	75 012	79 944	
3.1 - Corp:Director:Corporate Services		4 776	2 980							2 980	4 902	5 048	
3.2 - Corp:Risk Management		1 227	1 427							1 427	1 264	1 337	
3.3 - Corp:Human Resources Management		16 796	18 622							18 622	17 314	18 402	
3.4 - Corp:Info & Communication Technology		35 519	32 068							32 068	37 022	39 710	
3.5 - Corp:Business Architecture & CRM		4 188	11 865							11 865	4 350	4 642	
3.6 - Corp:Administrative Support Services		6 336	5 802							5 802	6 540	6 934	
3.7 - Corp:Municipal Court		3 478	3 813							3 813	3 620	3 872	
<b>Vote 4 - Financial Services</b>		138 929	168 137					(300)	(300)	167 837	146 994	156 173	
4.1 - Fin:Chief Financial Officer		2 948	2 895							2 895	2 906	3 063	
4.2 - Fin:Financial Accounting		9 330	9 549							9 549	9 739	10 380	
4.3 - Fin:Revenue Management		61 712	70 751							70 751	66 063	69 884	
4.4 - Fin:Expenditure, Fleet & Asset Management		41 190	61 288							61 288	43 610	46 645	
4.5 - Fin:Supply Chain Management		23 748	23 654					(300)	(300)	23 354	24 677	26 201	
<b>Vote 5 - Infrastructure Services</b>		1 210 945	1 261 213							1 261 213	1 256 956	1 298 471	
5.1 - Infra:Chief Engineer:Infrastructure Services		3 394	3 765							3 765	3 531	3 692	
5.2 - Infra:Civil Infrastructure Planning, Project Management & Housing Development		221 943	219 838							219 838	195 714	172 122	
5.3 - Infra:Waste Management		66 435	75 633							75 633	71 390	76 842	
5.4 - Infra:Civil Engineering Services		73 340	65 104							65 104	76 888	81 665	
5.5 - Infra:Water		63 623	77 947							77 947	66 321	65 544	
5.6 - Infra:Sewerage		80 397	93 713							93 713	83 697	85 261	
5.7 - Infra:Roads		98 658	88 248							88 248	114 147	121 916	
5.8 - Infra:Stormwater		16 212	20 917							20 917	16 500	16 941	
5.9 - Infra:Electricity		584 226	616 048							616 048	625 940	671 454	
5.10 - Infra:Mechanical Workshop Fleet Management		2 715									2 828	3 034	
<b>Vote 6 - Community Services</b>		192 551	190 034							190 034	210 644	219 061	
6.1 - Comm:Director:Community Services		21 158	12 568							12 568	24 129	25 731	
6.2 - Comm:Community Services		2 456	1 731							1 731	2 551	2 750	
6.3 - Comm:Resorts		14 161	13 321							13 321	14 544	15 519	
6.4 - Comm:Parks and Open Spaces & Cemeteries		37 428	36 964							36 964	38 769	41 098	
6.5 - Comm:Sportsfields		7 185	5 845							5 845	9 118	6 017	
6.6 - Comm:Beaches & Slipways		9 653	10 774							10 774	9 931	10 347	
6.7 - Comm:Refuse Removal & CBD Cleansing		44 193	42 896							42 896	46 005	48 838	
6.8 - Comm:Integrated Human Settlements & Development		10 110	8 851							8 851	9 443	9 991	
6.9 - Comm:Library Services		11 047	11 218							11 218	10 980	11 540	
6.10 - Comm:Halls,Facilities&Building Maintenance		35 160	45 867							45 867	45 174	47 231	
<b>Vote 7 - Municipal Public Safety</b>		175 704	191 120							191 120	183 269	191 261	
7.1 - MPS:Director: Municipal Public Safety		4 652	4 504							4 504	4 793	5 001	
7.2 - MPS:Traffic Services		80 901	84 309							84 309	84 471	89 361	
7.3 - MPS:Law Enforcement Services		45 275	45 121							45 121	47 125	49 659	
7.4 - MPS:Fire & Rescue		35 071	43 659							43 659	36 759	36 912	
7.5 - MPS:Disaster Management		2 515	6 277							6 277	2 753	2 818	
7.6 - MPS:Safety,Security & CCTV		7 289	7 250							7 250	7 369	7 509	

Vote Description <i>(Insert departmental structure etc)</i>	Ref	Budget Year 2024/25									Budget Year +1	Budget Year +2
		Original Budget	Prior Adjusted	Accum. Funds	Multi-year capital	Unfore. Unavoid.	Nat. or Prov. Govt	Other Adjusts.	Total Adjusts.	Adjusted Budget	Adjusted Budget	Adjusted Budget
		A	3 A1	4 B	5 C	6 D	7 E	8 F	9 G	10 H		
<b>R thousands</b>												
<b>Vote 8 - Planning and Development</b>		73 840	71 184					400	400	71 584	65 264	68 990
8.1 - P&D:Director:Planning & Development		8 072	5 049							5 049	8 352	8 829
8.2 - P&D:Town Planning & Spatial Planning		14 542	13 439							13 439	14 731	15 600
8.3 - P&D:Environmental Management & Conservation		25 216	31 882					400	400	32 282	18 727	19 851
8.4 - P&D:Building Control		10 494	9 968							9 968	10 628	11 279
8.5 - P&D:Socio-Economic Programme		6 088	6 352							6 352	4 117	4 182
8.6 - P&D:Tourism		3 923									3 015	3 197
8.7 - P&D:Property Management		5 514	4 473							4 473	5 695	6 041
<b>Vote 9 - Costing Services</b>												
9.1 - Departmental Charges & Recoveries												
9.2 - Internal Billing												
9.3 - Activity Based Costing												
<b>Vote 10 - Main Ledger Services</b>												
10.1 - Main Ledger												
<b>Vote 11 - [NAME OF VOTE 11]</b>												
<b>Vote 12 - [NAME OF VOTE 12]</b>												
<b>Vote 13 - [NAME OF VOTE 13]</b>												
<b>Vote 14 - [NAME OF VOTE 14]</b>												
<b>Vote 15 - [NAME OF VOTE 15]</b>												
<b>Total Expenditure by Vote</b>	2	1 944 209	2 042 734					100	100	2 042 834	2 021 283	2 101 774
<b>Surplus/ (Deficit) for the year</b>	2	(41 415)	(3 557)					(1 775)	(1 775)	(5 332)	(60 395)	(94 082)

WC032 Overstrand - Table B4 Adjustments Budget Financial Performance (revenue and expenditure) - 30/04/2025

Description	Ref	Budget Year 2024/25									Budget Year	Budget Year
		Original Budget	Prior Adjusted	Accum. Funds	Multi-year capital	Unfore. Unavoid.	Nat. or Prov. Govt	Other Adjusts.	Total Adjusts.	Adjusted Budget	+1 2025/26	+2 2026/27
R thousands	1	A	A1	B	C	D	E	F	G	H		
<b>Revenue</b>												
<b>Exchange Revenue</b>												
Service charges - Electricity	2	636 747	679 000	-	-	-	-	-	-	679 000	674 952	715 449
Service charges - Water	2	176 718	197 000	-	-	-	-	-	-	197 000	187 321	198 560
Service charges - Waste Water Management	2	118 479	126 600	-	-	-	-	-	-	126 600	125 588	133 123
Service charges - Waste Management	2	108 946	108 946	-	-	-	-	-	-	108 946	115 482	122 411
Sale of Goods and Rendering of Services		102 760	97 788	-	-	-	-	-	-	97 788	66 165	31 109
Agency services		7 103	7 103	-	-	-	-	-	-	7 103	7 529	7 981
Interest		0	0	-	-	-	-	-	-	0	0	0
Interest earned from Receivables		9 400	11 500	-	-	-	-	-	-	11 500	9 964	10 562
Interest earned from Current and Non Current Assets		51 250	59 250	-	-	-	-	-	-	59 250	51 915	52 593
Dividends		-	-	-	-	-	-	-	-	-	-	-
Rent on Land		1 889	1 889	-	-	-	-	-	-	1 889	2 001	2 120
Rental from Fixed Assets		5 676	7 176	-	-	-	-	-	-	7 176	6 015	6 375
Licence and permits		779	779	-	-	-	-	-	-	779	826	875
Operational Revenue		8 539	8 544	-	-	-	-	-	-	8 544	9 029	9 549
<b>Non-Exchange Revenue</b>												
Property rates		361 957	367 000	-	-	-	-	-	-	367 000	383 378	406 073
Surcharges and Taxes		-	-	-	-	-	-	-	-	-	-	-
Fines, penalties and forfeits		44 889	52 460	-	-	-	-	-	-	52 460	44 983	45 083
Licences or permits		2 000	2 000	-	-	-	-	-	-	2 000	2 120	2 247
Transfer and subsidies - Operational		190 368	199 300	-	-	-	-	100	100	199 400	199 421	210 978
Interest		2 110	2 110	-	-	-	-	-	-	2 110	2 237	2 371
Fuel Levy		-	-	-	-	-	-	-	-	-	-	-
Operational Revenue		-	-	-	-	-	-	-	-	-	-	-
Gains on disposal of Assets		-	10 807	-	-	-	-	-	-	10 807	-	-
Other Gains		7 650	7 650	-	-	-	-	-	-	7 650	4 050	3 500
Discontinued Operations		-	-	-	-	-	-	-	-	-	-	-
<b>Total Revenue (excluding capital transfers and</b>		<b>1 837 261</b>	<b>1 946 903</b>	<b>-</b>	<b>-</b>	<b>-</b>	<b>-</b>	<b>100</b>	<b>100</b>	<b>1 947 003</b>	<b>1 892 978</b>	<b>1 960 958</b>
<b>Expenditure By Type</b>												
Employee related costs		586 260	593 181	-	-	-	-	-	-	593 181	609 767	650 445
Remuneration of councillors		13 912	13 506	-	-	-	-	-	-	13 506	14 488	15 086
Bulk purchases - electricity		484 477	499 605	-	-	-	-	-	-	499 605	523 235	565 093
Inventory consumed		61 091	64 196	-	-	-	-	-	-	64 196	73 042	73 523
Debt impairment		53 394	67 400	-	-	-	-	-	-	67 400	56 598	59 994
Depreciation and amortisation		158 441	158 441	-	-	-	-	-	-	158 441	167 237	176 574
Interest		49 814	49 814	-	-	-	-	-	-	49 814	51 810	46 707
Contracted services		316 348	342 283	-	-	-	-	400	400	342 683	335 571	352 328
Transfers and subsidies		17 417	16 717	-	-	-	-	-	-	16 717	16 650	17 309
Irrecoverable debts written off		10 709	47 709	-	-	-	-	-	-	47 709	10 709	10 709
Operational costs		192 346	189 882	-	-	-	-	(300)	(300)	189 582	162 176	134 005
Losses on disposal of Assets		-	-	-	-	-	-	-	-	-	-	-
Other Losses		-	-	-	-	-	-	-	-	-	-	-
<b>Total Expenditure</b>		<b>1 944 209</b>	<b>2 042 734</b>	<b>-</b>	<b>-</b>	<b>-</b>	<b>-</b>	<b>100</b>	<b>100</b>	<b>2 042 834</b>	<b>2 021 283</b>	<b>2 101 774</b>
<b>Surplus/(Deficit)</b>		<b>(106 948)</b>	<b>(95 831)</b>	<b>-</b>	<b>-</b>	<b>-</b>	<b>-</b>	<b>-</b>	<b>-</b>	<b>(95 831)</b>	<b>(128 305)</b>	<b>(140 816)</b>
Transfers and subsidies - capital (monetary allocations)		65 533	88 616	-	-	-	-	(1 775)	(1 775)	86 841	47 910	46 734
Transfers and subsidies - capital (in-kind)		-	3 658	-	-	-	-	-	-	3 658	-	-
<b>Surplus/(Deficit) after capital transfers &amp; contributions</b>		<b>(41 415)</b>	<b>(3 557)</b>	<b>-</b>	<b>-</b>	<b>-</b>	<b>-</b>	<b>(1 775)</b>	<b>(1 775)</b>	<b>(5 332)</b>	<b>(80 395)</b>	<b>(94 082)</b>
Income Tax		-	-	-	-	-	-	-	-	-	-	-
<b>Surplus/(Deficit) after income tax</b>		<b>(41 415)</b>	<b>(3 557)</b>	<b>-</b>	<b>-</b>	<b>-</b>	<b>-</b>	<b>(1 775)</b>	<b>(1 775)</b>	<b>(5 332)</b>	<b>(80 395)</b>	<b>(94 082)</b>
Share of Surplus/Deficit attributable to Joint Venture		-	-	-	-	-	-	-	-	-	-	-
Share of Surplus/Deficit attributable to Minorities		-	-	-	-	-	-	-	-	-	-	-
<b>Surplus/(Deficit) attributable to municipality</b>		<b>(41 415)</b>	<b>(3 557)</b>	<b>-</b>	<b>-</b>	<b>-</b>	<b>-</b>	<b>(1 775)</b>	<b>(1 775)</b>	<b>(5 332)</b>	<b>(80 395)</b>	<b>(94 082)</b>
Share of Surplus/Deficit attributable to Associate		-	-	-	-	-	-	-	-	-	-	-
Intercompany/Parent subsidiary transactions		-	-	-	-	-	-	-	-	-	-	-
<b>Surplus/ (Deficit) for the year</b>		<b>(41 415)</b>	<b>(3 557)</b>	<b>-</b>	<b>-</b>	<b>-</b>	<b>-</b>	<b>(1 775)</b>	<b>(1 775)</b>	<b>(5 332)</b>	<b>(80 395)</b>	<b>(94 082)</b>

WC032 Overstrand - Table B5 Adjustments Capital Expenditure Budget by vote and funding - 30/04/2025

Description	Ref	Budget Year 2024/25									Budget Year	Budget Year
		Original Budget	Prior Adjusted	Accum. Funds	Multi-year capital	Unfore. Unavoid.	Nat. or Prov. Govt	Other Adjus.	Total Adjus.	Adjusted Budget	+1 2025/26 Adjusted Budget	+2 2026/27 Adjusted Budget
		A	5 A1	6 B	7 C	8 D	9 E	10 F	11 G	12 H		
<b>R thousands</b>												
<b>Capital expenditure - Vote</b>												
<b>Multi-year expenditure to be adjusted</b>												
Vote 1 - Municipal Council	2	-	-	-	-	-	-	-	-	-	-	-
Vote 2 - Office of the Municipal Manager		-	-	-	-	-	-	-	-	-	-	-
Vote 3 - Corporate Services		765	1 081	-	-	-	-	300	300	1 381	-	-
Vote 4 - Financial Services		1 560	2 175	-	-	-	-	-	-	2 175	-	-
Vote 5 - Infrastructure Services		154 385	174 773	-	-	-	-	(2 075)	(2 075)	172 698	137 910	109 734
Vote 6 - Community Services		735	335	-	-	-	-	-	-	335	-	-
Vote 7 - Municipal Public Safety		1 300	1 300	-	-	-	-	-	-	1 300	-	-
Vote 8 - Planning and Development		30	30	-	-	-	-	-	-	30	-	-
Vote 9 - Costing Services		-	-	-	-	-	-	-	-	-	-	-
Vote 10 - Main Ledger Services		-	-	-	-	-	-	-	-	-	-	-
Vote 11 - [NAME OF VOTE 11]		-	-	-	-	-	-	-	-	-	-	-
Vote 12 - [NAME OF VOTE 12]		-	-	-	-	-	-	-	-	-	-	-
Vote 13 - [NAME OF VOTE 13]		-	-	-	-	-	-	-	-	-	-	-
Vote 14 - [NAME OF VOTE 14]		-	-	-	-	-	-	-	-	-	-	-
Vote 15 - [NAME OF VOTE 15]		-	-	-	-	-	-	-	-	-	-	-
<b>Capital multi-year expenditure sub-total</b>	<b>3</b>	<b>158 775</b>	<b>179 694</b>	<b>-</b>	<b>-</b>	<b>-</b>	<b>-</b>	<b>(1 775)</b>	<b>(1 775)</b>	<b>177 919</b>	<b>137 910</b>	<b>109 734</b>
<b>Single-year expenditure to be adjusted</b>												
Vote 1 - Municipal Council	2	-	-	-	-	-	-	-	-	-	-	-
Vote 2 - Office of the Municipal Manager		465	15	-	-	-	-	-	-	15	-	-
Vote 3 - Corporate Services		2 200	1 884	-	-	-	-	-	-	1 884	-	-
Vote 4 - Financial Services		5 650	19 816	-	-	-	-	-	-	19 816	-	-
Vote 5 - Infrastructure Services		14 689	17 361	-	-	-	-	-	-	17 361	-	7 000
Vote 6 - Community Services		1 000	4 674	-	-	-	-	-	-	4 674	-	-
Vote 7 - Municipal Public Safety		1 850	1 550	-	-	-	-	-	-	1 550	-	-
Vote 8 - Planning and Development		-	-	-	-	-	-	-	-	-	-	-
Vote 9 - Costing Services		-	-	-	-	-	-	-	-	-	-	-
Vote 10 - Main Ledger Services		-	-	-	-	-	-	-	-	-	-	-
Vote 11 - [NAME OF VOTE 11]		-	-	-	-	-	-	-	-	-	-	-
Vote 12 - [NAME OF VOTE 12]		-	-	-	-	-	-	-	-	-	-	-
Vote 13 - [NAME OF VOTE 13]		-	-	-	-	-	-	-	-	-	-	-
Vote 14 - [NAME OF VOTE 14]		-	-	-	-	-	-	-	-	-	-	-
Vote 15 - [NAME OF VOTE 15]		-	-	-	-	-	-	-	-	-	-	-
<b>Capital single-year expenditure sub-total</b>	<b>2</b>	<b>25 854</b>	<b>45 299</b>	<b>-</b>	<b>-</b>	<b>-</b>	<b>-</b>	<b>-</b>	<b>-</b>	<b>45 299</b>	<b>-</b>	<b>7 000</b>
<b>Total Capital Expenditure - Vote</b>		<b>184 628</b>	<b>224 994</b>	<b>-</b>	<b>-</b>	<b>-</b>	<b>-</b>	<b>(1 775)</b>	<b>(1 775)</b>	<b>223 219</b>	<b>137 910</b>	<b>116 734</b>
<b>Capital Expenditure - Functional</b>												
<b>Governance and administration</b>												
Executive and council		3 490	3 155	-	-	-	-	300	300	3 455	-	-
Finance and administration		520	70	-	-	-	-	-	-	70	-	-
Internal audit		2 970	3 085	-	-	-	-	300	300	3 385	-	-
<b>Community and public safety</b>		<b>32 711</b>	<b>56 954</b>	<b>-</b>	<b>-</b>	<b>-</b>	<b>-</b>	<b>-</b>	<b>-</b>	<b>56 954</b>	<b>16 029</b>	<b>24 183</b>
Community and social services		2 235	1 351	-	-	-	-	-	-	1 351	-	-
Sport and recreation		13 397	17 509	-	-	-	-	-	-	17 509	16 029	15 183
Public safety		3 950	6 650	-	-	-	-	-	-	6 650	-	-
Housing		13 129	31 444	-	-	-	-	-	-	31 444	-	9 000
Health		-	-	-	-	-	-	-	-	-	-	-
<b>Economic and environmental services</b>		<b>3 277</b>	<b>7 475</b>	<b>-</b>	<b>-</b>	<b>-</b>	<b>-</b>	<b>-</b>	<b>-</b>	<b>7 475</b>	<b>2 981</b>	<b>6 000</b>
Planning and development		975	2 875	-	-	-	-	-	-	2 875	-	-
Road transport		2 302	4 600	-	-	-	-	-	-	4 600	2 981	6 000
Environmental protection		-	-	-	-	-	-	-	-	-	-	-
<b>Trading services</b>		<b>145 151</b>	<b>157 410</b>	<b>-</b>	<b>-</b>	<b>-</b>	<b>-</b>	<b>(2 075)</b>	<b>(2 075)</b>	<b>155 335</b>	<b>118 900</b>	<b>86 551</b>
Energy sources		53 461	51 031	-	-	-	-	-	-	51 031	46 900	37 551
Water management		43 575	42 775	-	-	-	-	(2 075)	(2 075)	40 700	42 200	16 660
Waste water management		45 534	58 723	-	-	-	-	-	-	58 723	25 300	28 500
Waste management		2 580	4 880	-	-	-	-	-	-	4 880	4 500	3 840
<b>Other</b>		<b>-</b>	<b>-</b>	<b>-</b>	<b>-</b>	<b>-</b>	<b>-</b>	<b>-</b>	<b>-</b>	<b>-</b>	<b>-</b>	<b>-</b>
<b>Total Capital Expenditure - Functional</b>	<b>3</b>	<b>184 628</b>	<b>224 994</b>	<b>-</b>	<b>-</b>	<b>-</b>	<b>-</b>	<b>(1 775)</b>	<b>(1 775)</b>	<b>223 219</b>	<b>137 910</b>	<b>116 734</b>
<b>Funded by:</b>												
National Government		52 299	55 951	-	-	-	-	(1 775)	(1 775)	54 176	47 910	37 734
Provincial Government		13 129	32 560	-	-	-	-	-	-	32 560	-	9 000
District Municipality		-	-	-	-	-	-	-	-	-	-	-
Transfers and subsidies - capital (monetary allocations) (National / Provincial Departmental Agencies, Households, Non-profit Institutions, Private Enterprises, Public Corporations, Higher Educational Institutions)		105	3 763	-	-	-	-	-	-	3 763	-	-
<b>Transfers recognised - capital</b>		<b>65 533</b>	<b>92 274</b>	<b>-</b>	<b>-</b>	<b>-</b>	<b>-</b>	<b>(1 775)</b>	<b>(1 775)</b>	<b>90 499</b>	<b>47 910</b>	<b>46 734</b>
Borrowing		93 010	89 511	-	-	-	-	-	-	89 511	90 000	70 000
Internally generated funds		26 085	43 209	-	-	-	-	-	-	43 209	-	-
<b>Total Capital Funding</b>		<b>184 628</b>	<b>224 994</b>	<b>-</b>	<b>-</b>	<b>-</b>	<b>-</b>	<b>(1 775)</b>	<b>(1 775)</b>	<b>223 219</b>	<b>137 910</b>	<b>116 734</b>

WC032 Overstrand - Table B5 Adjustments Capital Expenditure Budget by vote and funding - B - 30/04/2025

Vote Description	Ref	Budget Year 2024/25									Budget Year +1	Budget Year +2	
		Original Budget	Prior Adjusted	Accum. Funds	Multi-year capital	Unfore. Unavoid.	Nat. or Prov. Govt	Other Adjusts.	Total Adjusts.	Adjusted Budget	Adjusted Budget	Adjusted Budget	
		A	3 A1	4 B	5 C	6 D	7 E	8 F	9 G	10 H			
<b>R thousands</b>													
<b>Capital expenditure - Municipal Vote</b>													
<b>Multi-year expenditure appropriation</b>	2												
<b>Vote 1 - Municipal Council</b>													
1.1 - Council: Council's General													
1.2 - Council: Mayors Office													
1.3 - Council: Pensioners & Continued Members													
<b>Vote 2 - Office of the Municipal Manager</b>													
2.1 - MM: Municipal Manager													
2.2 - MM: Internal Audit													
2.3 - MM: Strategic Support Services													
2.4 - MM: Legal Services & Contract Management													
<b>Vote 3 - Corporate Services</b>		765	1 081					300	300	1 381			
3.1 - Corp: Director: Corporate Services		115	115							115			
3.2 - Corp: Risk Management													
3.3 - Corp: Human Resources Management													
3.4 - Corp: Info & Communication Technology		650	966					300	300	1 266			
3.5 - Corp: Business Architecture & CRM													
3.6 - Corp: Administrative Support Services													
3.7 - Corp: Municipal Court													
<b>Vote 4 - Financial Services</b>		1 560	2 175							2 175			
4.1 - Fin: Chief Financial Officer		60	175							175			
4.2 - Fin: Financial Accounting													
4.3 - Fin: Revenue Management													
4.4 - Fin: Expenditure, Fleet & Asset Management		1 500	2 000							2 000			
4.5 - Fin: Supply Chain Management													
<b>Vote 5 - Infrastructure Services</b>		154 385	174 773					(2 075)	(2 075)	172 698	137 910	109 734	
5.1 - Infra: Chief Engineer: Infrastructure Services		1 845	3 237							3 237	2 000		
5.2 - Infra: Civil Infrastructure Planning, Project Management		101 988	123 917					(2 075)	(2 075)	121 842	86 510	71 343	
5.3 - Infra: Waste Management		565	1 055							1 055	4 500	3 840	
5.4 - Infra: Civil Engineering Services		275	275							275			
5.5 - Infra: Water													
5.6 - Infra: Sewerage													
5.7 - Infra: Roads													
5.8 - Infra: Stormwater													
5.9 - Infra: Electricity		49 711	46 289							46 289	44 900	34 551	
5.10 - Infra: Mechanical Workshop Fleet Management													
<b>Vote 6 - Community Services</b>		735	335							335			
6.1 - Comm: Director: Community Services		735	335							335			
6.2 - Comm: Community Services													
6.3 - Comm: Resorts													
6.4 - Comm: Parks and Open Spaces & Cemeteries													
6.5 - Comm: Sportsfields													
6.6 - Comm: Beaches & Slipways													
6.7 - Comm: Refuse Removal & CBD Cleansing													
6.8 - Comm: Integrated Human Settlements & Development													
6.9 - Comm: Library Services													
6.10 - Comm: Halls, Facilities & Building Maintenance													
<b>Vote 7 - Municipal Public Safety</b>		1 300	1 300							1 300			
7.1 - MPS: Director: Municipal Public Safety		300	300							300			
7.2 - MPS: Traffic Services													
7.3 - MPS: Law Enforcement Services		1 000	1 000							1 000			
7.4 - MPS: Fire & Rescue													
7.5 - MPS: Disaster Management													
7.6 - MPS: Safety, Security & CCTV													
<b>Vote 8 - Planning and Development</b>		30	30							30			
8.1 - P&D: Director: Planning & Development		30	30							30			
8.2 - P&D: Town Planning & Spatial Planning													
8.3 - P&D: Environmental Management & Conservation													
8.4 - P&D: Building Control													
8.5 - P&D: Socio-Economic Programme													
8.6 - P&D: Tourism													
8.7 - P&D: Property Management													
<b>Vote 9 - Costing Services</b>													
9.1 - Departmental Charges & Recoveries													
9.2 - Internal Billing													
9.3 - Activity Based Costing													
<b>Vote 10 - Main Ledger Services</b>													
10.1 - Main Ledger													
<b>Capital multi-year expenditure sub-total</b>		158 775	179 694					(1 775)	(1 775)	177 919	137 910	109 734	

Vote Description	Ref	Budget Year 2024/25									Budget Year +1	Budget Year +2
		Original Budget	Prior Adjusted	Accum. Funds	Multi-year capital	Unfore. Unavoid.	Nat. or Prov. Govt	Other Adjusts.	Total Adjusts.	Adjusted Budget	Adjusted Budget	Adjusted Budget
		A	3 A1	4 B	5 C	6 D	7 E	8 F	9 G	10 H		
<b>R thousands</b>												
<b>Capital expenditure - Municipal Vote</b>												
<b>Single-year expenditure appropriation</b>												
<b>Vote 1 - Municipal Council</b>		-	-	-	-	-	-	-	-	-	-	-
1.1 - Council: Council's General		-	-	-	-	-	-	-	-	-	-	-
1.2 - Council: Mayors Office		-	-	-	-	-	-	-	-	-	-	-
1.3 - Council: Pensioners & Continued Members		-	-	-	-	-	-	-	-	-	-	-
<b>Vote 2 - Office of the Municipal Manager</b>		465	15	-	-	-	-	-	-	-	15	-
2.1 - MM: Municipal Manager		465	15	-	-	-	-	-	-	-	15	-
2.2 - MM: Internal Audit		-	-	-	-	-	-	-	-	-	-	-
2.3 - MM: Strategic Support Services		-	-	-	-	-	-	-	-	-	-	-
2.4 - MM: Legal Services & Contract Management		-	-	-	-	-	-	-	-	-	-	-
<b>Vote 3 - Corporate Services</b>		2 200	1 884	-	-	-	-	-	-	-	1 884	-
3.1 - Corp: Director: Corporate Services		-	-	-	-	-	-	-	-	-	-	-
3.2 - Corp: Risk Management		-	-	-	-	-	-	-	-	-	-	-
3.3 - Corp: Human Resources Management		-	-	-	-	-	-	-	-	-	-	-
3.4 - Corp: Info & Communication Technology		2 200	1 884	-	-	-	-	-	-	-	1 884	-
3.5 - Corp: Business Architecture & CRM		-	-	-	-	-	-	-	-	-	-	-
3.6 - Corp: Administrative Support Services		-	-	-	-	-	-	-	-	-	-	-
3.7 - Corp: Municipal Court		-	-	-	-	-	-	-	-	-	-	-
<b>Vote 4 - Financial Services</b>		5 650	19 816	-	-	-	-	-	-	-	19 816	-
4.1 - Fin: Chief Financial Officer		-	-	-	-	-	-	-	-	-	-	-
4.2 - Fin: Financial Accounting		-	-	-	-	-	-	-	-	-	-	-
4.3 - Fin: Revenue Management		-	-	-	-	-	-	-	-	-	-	-
4.4 - Fin: Expenditure, Fleet & Asset Management		5 650	19 816	-	-	-	-	-	-	-	19 816	-
4.5 - Fin: Supply Chain Management		-	-	-	-	-	-	-	-	-	-	-
<b>Vote 5 - Infrastructure Services</b>		14 689	17 361	-	-	-	-	-	-	-	17 361	-
5.1 - Infra: Chief Engineer: Infrastructure Services		-	-	-	-	-	-	-	-	-	-	-
5.2 - Infra: Civil Infrastructure Planning, Project Management		8 274	11 436	-	-	-	-	-	-	-	11 436	-
5.3 - Infra: Waste Management		515	25	-	-	-	-	-	-	-	25	-
5.4 - Infra: Civil Engineering Services		5 900	5 900	-	-	-	-	-	-	-	5 900	-
5.5 - Infra: Water		-	-	-	-	-	-	-	-	-	-	-
5.6 - Infra: Sewerage		-	-	-	-	-	-	-	-	-	-	-
5.7 - Infra: Roads		-	-	-	-	-	-	-	-	-	-	-
5.8 - Infra: Stormwater		-	-	-	-	-	-	-	-	-	-	-
5.9 - Infra: Electricity		-	-	-	-	-	-	-	-	-	-	3 000
5.10 - Infra: Mechanical Workshop Fleet Management		-	-	-	-	-	-	-	-	-	-	-
<b>Vote 6 - Community Services</b>		1 000	4 674	-	-	-	-	-	-	-	4 674	-
6.1 - Comm: Director: Community Services		1 000	1 000	-	-	-	-	-	-	-	1 000	-
6.2 - Comm: Community Services		-	-	-	-	-	-	-	-	-	-	-
6.3 - Comm: Resorts		-	-	-	-	-	-	-	-	-	-	-
6.4 - Comm: Parks and Open Spaces & Cemeteries		-	-	-	-	-	-	-	-	-	-	-
6.5 - Comm: Sportsfields		-	3 658	-	-	-	-	-	-	-	3 658	-
6.6 - Comm: Beaches & Slipways		-	-	-	-	-	-	-	-	-	-	-
6.7 - Comm: Refuse Removal & CBD Cleansing		-	-	-	-	-	-	-	-	-	-	-
6.8 - Comm: Integrated Human Settlements & Development		-	-	-	-	-	-	-	-	-	-	-
6.9 - Comm: Library Services		-	16	-	-	-	-	-	-	-	16	-
6.10 - Comm: Halls, Facilities & Building Maintenance		-	-	-	-	-	-	-	-	-	-	-
<b>Vote 7 - Municipal Public Safety</b>		1 850	1 550	-	-	-	-	-	-	-	1 550	-
7.1 - MPS: Director: Municipal Public Safety		-	-	-	-	-	-	-	-	-	-	-
7.2 - MPS: Traffic Services		-	-	-	-	-	-	-	-	-	-	-
7.3 - MPS: Law Enforcement Services		1 100	800	-	-	-	-	-	-	-	800	-
7.4 - MPS: Fire & Rescue		750	750	-	-	-	-	-	-	-	750	-
7.5 - MPS: Disaster Management		-	-	-	-	-	-	-	-	-	-	-
7.6 - MPS: Safety, Security & CCTV		-	-	-	-	-	-	-	-	-	-	-
<b>Vote 8 - Planning and Development</b>		-	-	-	-	-	-	-	-	-	-	-
8.1 - P&D: Director: Planning & Development		-	-	-	-	-	-	-	-	-	-	-
8.2 - P&D: Town Planning & Spatial Planning		-	-	-	-	-	-	-	-	-	-	-
8.3 - P&D: Environmental Management & Conservation		-	-	-	-	-	-	-	-	-	-	-
8.4 - P&D: Building Control		-	-	-	-	-	-	-	-	-	-	-
8.5 - P&D: Socio-Economic Programme		-	-	-	-	-	-	-	-	-	-	-
8.6 - P&D: Tourism		-	-	-	-	-	-	-	-	-	-	-
8.7 - P&D: Property Management		-	-	-	-	-	-	-	-	-	-	-
<b>Vote 9 - Costing Services</b>		-	-	-	-	-	-	-	-	-	-	-
9.1 - Departmental Charges & Recoveries		-	-	-	-	-	-	-	-	-	-	-
9.2 - Internal Billing		-	-	-	-	-	-	-	-	-	-	-
9.3 - Activity Based Costing		-	-	-	-	-	-	-	-	-	-	-
<b>Vote 10 - Main Ledger Services</b>		-	-	-	-	-	-	-	-	-	-	-
10.1 - Main Ledger		-	-	-	-	-	-	-	-	-	-	-
<b>Capital single-year expenditure sub-total</b>		25 854	45 299	-	-	-	-	-	-	-	45 299	7 000
<b>Total Capital Expenditure</b>		184 628	224 994	-	-	-	-	(1 775)	(1 775)	223 219	137 910	116 734

WC032 Overstrand - Table B6 Adjustments Budget Financial Position - 30/04/2025

Description	Ref	Budget Year 2024/25									Budget Year +1	Budget Year +2
		Original Budget	Prior Adjusted	Accum. Funds	Multi-year capital	Unfore. Unavoid.	Nat. or Prov. Govt	Other Adjusts.	Total Adjusts.	Adjusted Budget	Adjusted Budget	Adjusted Budget
		A	A1	B	C	D	E	F	G	H		
<b>R thousands</b>												
<b>ASSETS</b>												
<b>Current assets</b>												
Cash and cash equivalents		660 378	676 391	-	-	-	-	-	-	676 391	692 508	698 052
Trade and other receivables from exchange transactions	1	76 747	123 982	-	-	-	-	-	-	123 982	122 469	121 496
Receivables from non-exchange transactions	1	33 832	41 105	-	-	-	-	-	-	41 105	42 038	41 933
Current portion of non-current receivables		-	-	-	-	-	-	-	-	-	-	-
Inventory		11 199	11 199	-	-	-	-	-	-	11 199	11 170	11 153
VAT		1 783	1 783	-	-	-	-	-	-	1 783	2 559	3 385
Other current assets		45 087	45 087	-	-	-	-	45 630	45 630	90 717	48 127	51 167
<b>Total current assets</b>		<b>829 027</b>	<b>899 548</b>	<b>-</b>	<b>-</b>	<b>-</b>	<b>-</b>	<b>45 630</b>	<b>45 630</b>	<b>945 178</b>	<b>918 871</b>	<b>927 186</b>
<b>Non current assets</b>												
Investments		84 471	84 471	-	-	-	-	(45 630)	(45 630)	38 840	-	-
Investment property		150 336	150 336	-	-	-	-	17 600	17 600	167 936	171 436	174 936
Property, plant and equipment		3 880 112	3 918 559	-	-	-	-	(1 775)	(1 775)	3 916 784	3 887 814	3 828 353
Biological assets		-	-	-	-	-	-	-	-	-	-	-
Living and non-living resources	1	1 106	806	-	-	-	-	-	-	806	739	671
Heritage assets		114 055	114 055	-	-	-	-	(4 430)	(4 430)	109 625	109 625	109 625
Intangible assets		7 637	7 637	-	-	-	-	-	-	7 637	7 347	7 036
Trade and other receivables from exchange transactions		-	-	-	-	-	-	-	-	-	-	-
Non-current receivables from non-exchange transactions		-	-	-	-	-	-	-	-	-	-	-
Other non-current assets		-	-	-	-	-	-	-	-	-	-	-
<b>Total non current assets</b>		<b>4 237 717</b>	<b>4 275 864</b>	<b>-</b>	<b>-</b>	<b>-</b>	<b>-</b>	<b>(34 236)</b>	<b>(34 236)</b>	<b>4 241 629</b>	<b>4 176 961</b>	<b>4 120 621</b>
<b>TOTAL ASSETS</b>		<b>5 066 744</b>	<b>5 175 412</b>	<b>-</b>	<b>-</b>	<b>-</b>	<b>-</b>	<b>11 395</b>	<b>11 395</b>	<b>5 186 807</b>	<b>5 095 832</b>	<b>5 047 807</b>
<b>LIABILITIES</b>												
<b>Current liabilities</b>												
Bank overdraft		-	-	-	-	-	-	-	-	-	-	-
Financial liabilities		154 566	154 566	-	-	-	-	-	-	154 566	61 170	71 979
Consumer deposits		58 712	58 712	-	-	-	-	-	-	58 712	56 712	54 712
Trade and other payables from exchange transactions		158 403	158 403	-	-	-	-	-	-	158 403	164 401	162 779
Trade and other payables from non-exchange transactions		-	-	-	-	-	-	-	-	-	-	-
Provisions		53 093	53 093	-	-	-	-	-	-	53 093	56 205	59 078
VAT		3 365	3 365	-	-	-	-	-	-	3 365	4 370	5 435
Other current liabilities		6 643	6 643	-	-	-	-	-	-	6 643	6 942	7 254
<b>Total current liabilities</b>		<b>434 783</b>	<b>434 783</b>	<b>-</b>	<b>-</b>	<b>-</b>	<b>-</b>	<b>-</b>	<b>-</b>	<b>434 783</b>	<b>349 800</b>	<b>361 238</b>
<b>Non current liabilities</b>												
Financial Liabilities	1	331 786	331 786	-	-	-	-	-	-	331 786	360 616	358 637
Provisions	1	188 240	188 240	-	-	-	-	-	-	188 240	196 094	204 798
Long term portion of trade payables		-	-	-	-	-	-	-	-	-	-	-
Other non-current liabilities		141 167	141 167	-	-	-	-	-	-	141 167	155 458	170 710
<b>Total non current liabilities</b>		<b>661 193</b>	<b>661 193</b>	<b>-</b>	<b>-</b>	<b>-</b>	<b>-</b>	<b>-</b>	<b>-</b>	<b>661 193</b>	<b>712 168</b>	<b>734 145</b>
<b>TOTAL LIABILITIES</b>		<b>1 095 976</b>	<b>1 095 976</b>	<b>-</b>	<b>-</b>	<b>-</b>	<b>-</b>	<b>-</b>	<b>-</b>	<b>1 095 976</b>	<b>1 061 968</b>	<b>1 095 383</b>
<b>NET ASSETS</b>	2	<b>3 970 769</b>	<b>4 079 436</b>	<b>-</b>	<b>-</b>	<b>-</b>	<b>-</b>	<b>11 395</b>	<b>11 395</b>	<b>4 090 831</b>	<b>4 033 865</b>	<b>3 952 424</b>
<b>COMMUNITY WEALTH/EQUITY</b>												
Accumulated Surplus/(Deficit)		3 967 539	4 076 207	-	-	-	-	-	-	4 087 601	4 030 635	3 949 194
Funds and Reserves		3 230	3 230	-	-	-	-	-	-	3 230	3 230	3 230
Other		-	-	-	-	-	-	-	-	-	-	-
<b>TOTAL COMMUNITY WEALTH/EQUITY</b>		<b>3 970 769</b>	<b>4 079 436</b>	<b>-</b>	<b>-</b>	<b>-</b>	<b>-</b>	<b>11 395</b>	<b>11 395</b>	<b>4 090 831</b>	<b>4 033 865</b>	<b>3 952 424</b>

WC032 Overstrand - Table B7 Adjustments Budget Cash Flows - 30/04/2025

Description	Ref	Budget Year 2024/25									Budget Year	Budget Year
		Original Budget	Prior Adjusted	Accum. Funds	Multi-year capital	Unfore. Unavoid.	Nat. or Prov. Govt	Other Adjusts.	Total Adjusts.	Adjusted Budget	+1 2025/26	+2 2026/27
		A	A1	B	C	D	E	F	G	H		
<b>R thousands</b>												
<b>CASH FLOW FROM OPERATING ACTIVITIES</b>												
<b>Receipts</b>												
Property rates		358 095	362 295	-	-	-	-	-	-	362 295	384 064	402 353
Service charges		1 032 355	1 102 689	-	-	-	-	-	-	1 102 689	1 165 182	1 161 604
Other revenue		120 379	120 379	-	-	-	-	-	-	120 379	91 341	56 448
Transfers and Subsidies - Operational	1	190 368	201 918	-	-	-	-	100	100	202 018	199 421	210 978
Transfers and Subsidies - Capital	1	65 533	92 274	-	-	-	-	(1 775)	(1 775)	90 499	47 910	46 734
Interest		51 250	51 250	-	-	-	-	-	-	51 250	51 915	52 593
Dividends		-	-	-	-	-	-	-	-	-	-	-
<b>Payments</b>												
Suppliers and employees		(1 609 408)	(1 656 924)	-	-	-	-	(100)	(100)	(1 657 024)	(1 738 563)	(1 751 247)
Finance charges		(49 814)	(49 814)	-	-	-	-	-	-	(49 814)	(51 810)	(46 707)
Transfers and Grants	1	(17 417)	(17 417)	-	-	-	-	-	-	(17 417)	(16 650)	(17 309)
<b>NET CASH FROM/(USED) OPERATING ACTIVITIES</b>		<b>141 341</b>	<b>206 650</b>	<b>-</b>	<b>-</b>	<b>-</b>	<b>-</b>	<b>(1 775)</b>	<b>(1 775)</b>	<b>204 875</b>	<b>132 811</b>	<b>115 447</b>
<b>CASH FLOWS FROM INVESTING ACTIVITIES</b>												
<b>Receipts</b>												
Proceeds on disposal of PPE		-	13 043	-	-	-	-	-	-	13 043	-	-
Decrease (Increase) in non-current debtors		-	-	-	-	-	-	-	-	-	-	-
Decrease (increase) in non-current receivables		-	-	-	-	-	-	-	-	-	-	-
Decrease (increase) in non-current investments		(4 980)	(4 980)	-	-	-	-	-	-	(4 980)	87 782	-
<b>Payments</b>												
Capital assets		(184 628)	(222 775)	-	-	-	-	1 775	1 775	(221 000)	(137 910)	(116 734)
<b>NET CASH FROM/(USED) INVESTING ACTIVITIES</b>		<b>(189 608)</b>	<b>(214 712)</b>	<b>-</b>	<b>-</b>	<b>-</b>	<b>-</b>	<b>1 775</b>	<b>1 775</b>	<b>(212 937)</b>	<b>(50 128)</b>	<b>(116 734)</b>
<b>CASH FLOWS FROM FINANCING ACTIVITIES</b>												
<b>Receipts</b>												
Short term loans		-	-	-	-	-	-	-	-	-	-	-
Borrowing long term/refinancing		65 000	65 000	-	-	-	-	-	-	65 000	90 000	70 000
Increase (decrease) in consumer deposits		(6 600)	(6 600)	-	-	-	-	-	-	(6 600)	(2 000)	(2 000)
<b>Payments</b>												
Repayment of borrowing		(50 605)	(50 605)	-	-	-	-	-	-	(50 605)	(154 566)	(61 170)
<b>NET CASH FROM/(USED) FINANCING ACTIVITIES</b>		<b>7 795</b>	<b>7 795</b>	<b>-</b>	<b>-</b>	<b>-</b>	<b>-</b>	<b>-</b>	<b>-</b>	<b>7 795</b>	<b>(66 566)</b>	<b>6 830</b>
<b>NET INCREASE/ (DECREASE) IN CASH HELD</b>												
Cash/cash equivalents at the year begin:	2	(40 473)	(267)	-	-	-	-	-	-	(267)	16 117	5 543
Cash/cash equivalents at the year end:	2	700 851	676 658	-	-	-	-	-	-	676 658	676 391	692 508
	2	660 378	676 391	-	-	-	-	-	-	676 391	692 508	698 052

WC032 Overstrand - Table B8 Cash backed reserves/accumulated surplus reconciliation - 30/04/2025

Description	Ref	Budget Year 2024/25									Budget Year	Budget Year
		Original Budget	Prior Adjusted	Accum. Funds	Multi-year capital	Unfore. Unavoid.	Nat. or Prov. Govt	Other Adjusts.	Total Adjusts.	Adjusted Budget	+1 2025/26	+2 2026/27
		A	3 A1	4 B	5 C	6 D	7 E	8 F	9 G	10 H	Adjusted Budget	Adjusted Budget
<b>R thousands</b>												
<b>Cash and investments available</b>												
Cash/cash equivalents at the year end	1	660 378	676 391	-	-	-	-	-	-	676 391	692 508	698 052
Other current investments > 90 days		0	0	-	-	-	-	-	-	0	0	0
Non current assets - Investments	1	84 471	84 471	-	-	-	-	(45 630)	(45 630)	38 840	-	-
<b>Cash and investments available:</b>		<b>744 849</b>	<b>760 862</b>	-	-	-	-	<b>(45 630)</b>	<b>(45 630)</b>	<b>715 231</b>	<b>692 508</b>	<b>698 052</b>
<b>Applications of cash and investments</b>												
Unspent conditional transfers		-	-	-	-	-	-	-	-	-	-	-
Unspent borrowing		27 610	27 610	-	-	-	-	-	-	27 610	-	-
Statutory requirements		1 582	1 582	-	-	-	-	-	-	1 582	1 811	2 050
Other working capital requirements	2	51 918	(485)	-	-	-	-	-	-	(485)	(2 466)	4 437
Other provisions		59 736	59 736	-	-	-	-	-	-	59 736	63 147	66 332
Long term investments committed		84 471	84 471	-	-	-	-	-	-	84 471	-	-
Reserves to be backed by cash/investments		3 230	3 230	-	-	-	-	-	-	3 230	3 230	3 230
<b>Total Application of cash and investments:</b>		<b>228 547</b>	<b>176 144</b>	-	-	-	-	-	-	<b>176 144</b>	<b>65 721</b>	<b>76 049</b>
<b>Surplus(shortfall)</b>		<b>516 302</b>	<b>584 718</b>	-	-	-	-	<b>(45 630)</b>	<b>(45 630)</b>	<b>539 087</b>	<b>626 788</b>	<b>622 003</b>

**References**

1. Must reconcile with the Adjustments Budget Cash Flow and Adjustments Budget Financial Position
2. Council approval for policy required - include sufficient working capital (e.g. allowing for a % of current debtors > 90 days as uncollectable)
3. Only complete if a previous adjusted budget has been approved in the same financial year. Reflect most recent adjusted budget.
4. Additional cash-backed accumulated funds/unspent funds (MFMA section 18(1)(b) and section 28(2)(e)) identified after the Original Budget approved and after annual financial statements audited (note: only where underspending could not)
5. Increases of funds approved under MFMA section 31
6. Adjustments approved in accordance with MFMA section 29
7. Adjustments to transfers from National or Provincial Government
8. Adjusts. = 'Other' Adjustments proposed to be approved; including revenue under-collection (MFMA section 28(2)(a)); additional revenue appropriation on existing programmes (section 28(2)(b)); projected savings (section 28(2)(d)); error
9. G = B + C + D + E + F
10. Adjusted Budget H = (A or A1/2 etc) + G

<b>Other working capital requirements</b>												
Debtors		106 485	158 888							158 888	166 867	158 343
Creditors due		158 403	158 403							158 403	164 401	162 779
<b>Total Other working capital requirements</b>		<b>(51 918)</b>	<b>485</b>							<b>485</b>	<b>2 466</b>	<b>(4 437)</b>

<b>Debtors collection assumptions:</b>												
Balance outstanding - debtors		110 579	165 087							165 087	164 506	163 430
Estimate of debtors collection rate		96.30%	96.24%							96.24%	101.44%	96.89%

<b>Long term investments committed</b>												
<i>Balance (Insert description; eg sinking fund)</i>												
Bankers Acceptance Certificate		-	-							-	-	-
Deposit Taking Institutions		-	-							-	-	-
Bank Repurchase Agreements		-	-							-	-	-
Derivative Financial Assets		-	-							-	-	-
Guaranteed Endowment Policies (Sinking)		84 471	84 471							84 471	-	-
Listed/Unlisted Bonds and Stocks		-	-							-	-	-
Municipal Bonds		-	-							-	-	-
National Government Securities		-	-							-	-	-
Negotiable Certificate of Deposits: Banks		-	-							-	-	-
Unamortised Debt Expense		-	-							-	-	-
Unamortised Preference Share Expense		-	-							-	-	-
Interest Rate Swaps		-	-							-	-	-
<b>Total Long term investments committed</b>		<b>84 471</b>	<b>84 471</b>							<b>84 471</b>	<b>-</b>	<b>-</b>

<b>Reserves to be backed by cash/investments</b>												
Housing Development Fund		3 230	3 230							3 230	3 230	3 230
Capital replacement		-	-							-	-	-
Self-insurance		-	-							-	-	-
Compensation for Occupational Injuries and Diseases		-	-							-	-	-
Employee Benefit		-	-							-	-	-
Non-current Provisions		-	-							-	-	-
Valuation		-	-							-	-	-
Investment in associate account		-	-							-	-	-
Capitalisation		-	-							-	-	-
<b>Total Reserves to be backed by cash/investments</b>		<b>3 230</b>	<b>3 230</b>							<b>3 230</b>	<b>3 230</b>	<b>3 230</b>

WC032 Overstrand - Table B9 Asset Management - 30/04/2025

Description	Ref	Budget Year 2024/25									Budget Year +1 2025/26	Budget Year +2 2026/27
		Original Budget	Prior Adjusted	Accum. Funds	Multi-year capital	Unfore. Unavoid.	Nat. or Prov. Govt	Other Adjus.	Total Adjus.	Adjusted Budget	Adjusted Budget	Adjusted Budget
		A	7 A1	8 B	9 C	10 D	11 E	12 F	13 G	14 H		
<b>R thousands</b>												
<b>CAPITAL EXPENDITURE</b>												
<b>Total New Assets to be adjusted</b>	1	113 744	150 826	-	-	-	-	(1 775)	(1 775)	149 051	57 869	50 891
Roads Infrastructure		952	3 250	-	-	-	-	-	-	3 250	2 981	6 000
Storm water Infrastructure		10 213	13 536	-	-	-	-	-	-	13 536	-	-
Electrical Infrastructure		32 748	29 325	-	-	-	-	-	-	29 325	24 900	22 551
Water Supply Infrastructure		24 900	24 100	-	-	-	-	(2 075)	(2 075)	22 025	20 700	-
Sanitation Infrastructure		8 500	6 500	-	-	-	-	-	-	6 500	1 500	4 500
Solid Waste Infrastructure		565	1 055	-	-	-	-	-	-	1 055	500	840
Rail Infrastructure		-	-	-	-	-	-	-	-	-	-	-
Coastal Infrastructure		-	-	-	-	-	-	-	-	-	-	-
Information and Communication Infrastructure		-	-	-	-	-	-	300	300	300	-	-
<b>Infrastructure</b>		77 878	77 766	-	-	-	-	(1 775)	(1 775)	75 991	50 581	33 891
Community Facilities		3 350	2 900	-	-	-	-	-	-	2 900	-	-
Sport and Recreation Facilities		2 947	6 769	-	-	-	-	-	-	6 769	5 788	8 000
<b>Community Assets</b>		6 297	9 669	-	-	-	-	-	-	9 669	5 788	8 000
<b>Heritage Assets</b>		-	-	-	-	-	-	-	-	-	-	-
Revenue Generating		-	-	-	-	-	-	-	-	-	-	-
Non-revenue Generating		-	-	-	-	-	-	-	-	-	-	-
<b>Investment properties</b>		-	-	-	-	-	-	-	-	-	-	-
Operational Buildings		2 250	3 750	-	-	-	-	-	-	3 750	1 500	-
Housing		13 129	31 444	-	-	-	-	-	-	31 444	-	9 000
<b>Other Assets</b>		15 379	35 194	-	-	-	-	-	-	35 194	1 500	9 000
<b>Biological or Cultivated Assets</b>	6	700	400	-	-	-	-	-	-	400	-	-
Servitudes		-	-	-	-	-	-	-	-	-	-	-
Licences and Rights		-	-	-	-	-	-	-	-	-	-	-
<b>Intangible Assets</b>		-	-	-	-	-	-	-	-	-	-	-
Computer Equipment		3 250	3 250	-	-	-	-	-	-	3 250	-	-
Furniture and Office Equipment		865	1 396	-	-	-	-	-	-	1 396	-	-
Machinery and Equipment		1 225	335	-	-	-	-	-	-	335	-	-
<b>Transport Assets</b>		8 150	22 816	-	-	-	-	-	-	22 816	-	-
Land		-	-	-	-	-	-	-	-	-	-	-
<b>Zoo's, Marine and Non-biological Animals</b>		-	-	-	-	-	-	-	-	-	-	-
Mature		-	-	-	-	-	-	-	-	-	-	-
Immature		-	-	-	-	-	-	-	-	-	-	-
<b>Living Resources</b>		-	-	-	-	-	-	-	-	-	-	-
<b>Total Renewal of Existing Assets to be adjusted</b>	2	19 375	20 368	-	-	-	-	-	-	20 368	27 700	19 160
Roads Infrastructure		-	-	-	-	-	-	-	-	-	-	-
Storm water Infrastructure		-	-	-	-	-	-	-	-	-	-	-
Electrical Infrastructure		1 500	2 492	-	-	-	-	-	-	2 492	2 000	-
Water Supply Infrastructure		17 175	17 175	-	-	-	-	-	-	17 175	21 000	16 160
Sanitation Infrastructure		700	700	-	-	-	-	-	-	700	700	-
Solid Waste Infrastructure		-	-	-	-	-	-	-	-	-	4 000	3 000
Rail Infrastructure		-	-	-	-	-	-	-	-	-	-	-
Coastal Infrastructure		-	-	-	-	-	-	-	-	-	-	-
Information and Communication Infrastructure		-	-	-	-	-	-	-	-	-	-	-
<b>Infrastructure</b>		19 375	20 368	-	-	-	-	-	-	20 368	27 700	19 160
Community Facilities		-	-	-	-	-	-	-	-	-	-	-
Sport and Recreation Facilities		-	-	-	-	-	-	-	-	-	-	-
<b>Community Assets</b>		-	-	-	-	-	-	-	-	-	-	-
<b>Heritage Assets</b>		-	-	-	-	-	-	-	-	-	-	-
Revenue Generating		-	-	-	-	-	-	-	-	-	-	-
Non-revenue Generating		-	-	-	-	-	-	-	-	-	-	-
<b>Investment properties</b>		-	-	-	-	-	-	-	-	-	-	-
Operational Buildings		-	-	-	-	-	-	-	-	-	-	-
Housing		-	-	-	-	-	-	-	-	-	-	-
<b>Other Assets</b>		-	-	-	-	-	-	-	-	-	-	-
<b>Biological or Cultivated Assets</b>	6	-	-	-	-	-	-	-	-	-	-	-
Servitudes		-	-	-	-	-	-	-	-	-	-	-
Licences and Rights		-	-	-	-	-	-	-	-	-	-	-
<b>Intangible Assets</b>		-	-	-	-	-	-	-	-	-	-	-
Computer Equipment		-	-	-	-	-	-	-	-	-	-	-
Furniture and Office Equipment		-	-	-	-	-	-	-	-	-	-	-
Machinery and Equipment		-	-	-	-	-	-	-	-	-	-	-
<b>Transport Assets</b>		-	-	-	-	-	-	-	-	-	-	-
Land		-	-	-	-	-	-	-	-	-	-	-
<b>Zoo's, Marine and Non-biological Animals</b>		-	-	-	-	-	-	-	-	-	-	-
Mature		-	-	-	-	-	-	-	-	-	-	-
Immature		-	-	-	-	-	-	-	-	-	-	-
<b>Living Resources</b>		-	-	-	-	-	-	-	-	-	-	-
<b>Total Upgrading of Existing Assets to be adjusted</b>	2a	51 509	53 800	-	-	-	-	-	-	53 800	52 341	46 683
Roads Infrastructure		-	-	-	-	-	-	-	-	-	-	-
Storm water Infrastructure		-	-	-	-	-	-	-	-	-	-	-
Electrical Infrastructure		15 464	15 464	-	-	-	-	-	-	15 464	18 500	15 000
Water Supply Infrastructure		500	500	-	-	-	-	-	-	500	500	500
Sanitation Infrastructure		25 621	27 621	-	-	-	-	-	-	27 621	23 100	24 000
Solid Waste Infrastructure		25	25	-	-	-	-	-	-	25	-	-
Rail Infrastructure		-	-	-	-	-	-	-	-	-	-	-
Coastal Infrastructure		-	-	-	-	-	-	-	-	-	-	-
Information and Communication Infrastructure		-	-	-	-	-	-	-	-	-	-	-
<b>Infrastructure</b>		41 609	43 609	-	-	-	-	-	-	43 609	42 100	39 500
Community Facilities		-	-	-	-	-	-	-	-	-	-	-
Sport and Recreation Facilities		9 900	10 190	-	-	-	-	-	-	10 190	10 241	7 183
<b>Community Assets</b>		9 900	10 190	-	-	-	-	-	-	10 190	10 241	7 183
<b>Heritage Assets</b>		-	-	-	-	-	-	-	-	-	-	-
Revenue Generating		-	-	-	-	-	-	-	-	-	-	-
Non-revenue Generating		-	-	-	-	-	-	-	-	-	-	-
<b>Investment properties</b>		-	-	-	-	-	-	-	-	-	-	-
Operational Buildings		-	-	-	-	-	-	-	-	-	-	-
Housing		-	-	-	-	-	-	-	-	-	-	-
<b>Other Assets</b>		-	-	-	-	-	-	-	-	-	-	-
<b>Biological or Cultivated Assets</b>	6	-	-	-	-	-	-	-	-	-	-	-
Servitudes		-	-	-	-	-	-	-	-	-	-	-
Licences and Rights		-	-	-	-	-	-	-	-	-	-	-
<b>Intangible Assets</b>		-	-	-	-	-	-	-	-	-	-	-
Computer Equipment		-	-	-	-	-	-	-	-	-	-	-
Furniture and Office Equipment		-	-	-	-	-	-	-	-	-	-	-
Machinery and Equipment		-	-	-	-	-	-	-	-	-	-	-
<b>Transport Assets</b>		-	-	-	-	-	-	-	-	-	-	-
Land		-	-	-	-	-	-	-	-	-	-	-
<b>Zoo's, Marine and Non-biological Animals</b>		-	-	-	-	-	-	-	-	-	-	-
Mature		-	-	-	-	-	-	-	-	-	-	-
Immature		-	-	-	-	-	-	-	-	-	-	-
<b>Living Resources</b>		-	-	-	-	-	-	-	-	-	-	-

Description	Ref	Budget Year 2024/25										Budget Year	Budget Year
		Original Budget	Prior Adjusted	Accum. Funds	Multi-year capital	Unfore. Unavoid.	Nat. or Prov. Govt	Other Adjus.	Total Adjus.	Adjusted Budget	Adjusted Budget	Adjusted Budget	
		A	7 A1	8 B	9 C	10 D	11 E	12 F	13 G	14 H	+1 2025/26	+2 2026/27	
<b>R thousands</b>													
Mature		-	-	-	-	-	-	-	-	-	-	-	
Immature		-	-	-	-	-	-	-	-	-	-	-	
Living Resources		-	-	-	-	-	-	-	-	-	-	-	
<b>Total Capital Expenditure to be adjusted</b>	4												
Roads Infrastructure		952	3 250	-	-	-	-	-	-	-	3 250	2 981	6 000
Storm water Infrastructure		10 213	13 536	-	-	-	-	-	-	-	13 536	-	-
Electrical Infrastructure		49 711	47 281	-	-	-	-	-	-	-	47 281	45 400	37 551
Water Supply Infrastructure		42 575	41 775	-	-	-	-	-	(2 075)	(2 075)	39 700	42 200	16 660
Sanitation Infrastructure		34 821	34 821	-	-	-	-	-	-	-	34 821	25 300	28 500
Solid Waste Infrastructure		590	1 080	-	-	-	-	-	-	-	1 080	4 500	3 840
Rail Infrastructure		-	-	-	-	-	-	-	-	-	-	-	-
Coastal Infrastructure		-	-	-	-	-	-	-	-	-	-	-	-
Information and Communication Infrastructure		-	-	-	-	-	-	-	300	300	300	-	-
<b>Infrastructure</b>		<b>138 863</b>	<b>141 744</b>						<b>(1 775)</b>	<b>(1 775)</b>	<b>139 969</b>	<b>120 381</b>	<b>92 551</b>
Community Facilities		3 350	2 900	-	-	-	-	-	-	-	2 900	-	-
Sport and Recreation Facilities		12 847	16 959	-	-	-	-	-	-	-	16 959	16 029	15 183
<b>Community Assets</b>		<b>16 197</b>	<b>19 859</b>								<b>19 859</b>	<b>16 029</b>	<b>15 183</b>
<b>Heritage Assets</b>													
Revenue Generating		-	-	-	-	-	-	-	-	-	-	-	-
Non-revenue Generating		-	-	-	-	-	-	-	-	-	-	-	-
<b>Investment properties</b>													
Operational Buildings		2 250	3 750	-	-	-	-	-	-	-	3 750	1 500	-
Housing		13 129	31 444	-	-	-	-	-	-	-	31 444	-	9 000
<b>Other Assets</b>		<b>15 379</b>	<b>35 194</b>								<b>35 194</b>	<b>1 500</b>	<b>9 000</b>
<b>Biological or Cultivated Assets</b>		<b>700</b>	<b>400</b>								<b>400</b>		
Servitudes		-	-	-	-	-	-	-	-	-	-	-	-
Licences and Rights		-	-	-	-	-	-	-	-	-	-	-	-
<b>Intangible Assets</b>													
Computer Equipment		3 250	3 250	-	-	-	-	-	-	-	3 250	-	-
Furniture and Office Equipment		865	1 396	-	-	-	-	-	-	-	1 396	-	-
Machinery and Equipment		1 225	335	-	-	-	-	-	-	-	335	-	-
<b>Transport Assets</b>		<b>8 150</b>	<b>22 816</b>								<b>22 816</b>		
Land		-	-	-	-	-	-	-	-	-	-	-	-
<b>Zoo's, Marine and Non-biological Animals</b>													
Mature		-	-	-	-	-	-	-	-	-	-	-	-
Immature		-	-	-	-	-	-	-	-	-	-	-	-
Living Resources		-	-	-	-	-	-	-	-	-	-	-	-
<b>TOTAL CAPITAL EXPENDITURE to be adjusted</b>	4	<b>184 628</b>	<b>224 994</b>						<b>(1 775)</b>	<b>(1 775)</b>	<b>223 219</b>	<b>137 910</b>	<b>116 734</b>
<b>ASSET REGISTER SUMMARY - PPE (WDV)</b>	5												
Roads Infrastructure		875 222	877 520	-	-	-	-	-	-	-	877 520	830 806	783 135
Storm water Infrastructure		246 734	250 419	-	-	-	-	-	-	-	250 419	241 520	232 442
Electrical Infrastructure		603 240	600 810	-	-	-	-	-	-	-	600 810	618 014	626 805
Water Supply Infrastructure		554 132	553 332	-	-	-	-	-	-	-	553 332	569 480	559 846
Sanitation Infrastructure		503 640	503 640	-	-	-	-	-	-	-	503 640	506 363	511 158
Solid Waste Infrastructure		44 240	44 240	-	-	-	-	-	-	-	44 240	45 317	45 700
Rail Infrastructure		-	-	-	-	-	-	-	-	-	-	-	-
Coastal Infrastructure		-	-	-	-	-	-	-	-	-	-	-	-
Information and Communication Infrastructure		-	-	-	-	-	-	-	300	300	300	300	300
<b>Infrastructure</b>		<b>2 827 209</b>	<b>2 829 962</b>						<b>300</b>	<b>300</b>	<b>2 830 262</b>	<b>2 811 800</b>	<b>2 759 386</b>
Community Assets		-	-	-	-	-	-	-	-	-	-	-	-
Heritage Assets		114 055	114 055	-	-	-	-	-	(4 430)	(4 430)	109 625	109 625	109 625
Revenue Generating		-	-	-	-	-	-	-	-	-	-	-	-
Non-revenue Generating		-	-	-	-	-	-	-	-	-	-	-	-
Investment properties		150 336	150 336	-	-	-	-	-	17 600	17 600	167 936	171 436	174 936
Operational Buildings		-	-	-	-	-	-	-	-	-	-	-	-
Housing		-	-	-	-	-	-	-	-	-	-	-	-
<b>Other Assets</b>		<b>923 672</b>	<b>939 337</b>						<b>(2 075)</b>	<b>(2 075)</b>	<b>937 262</b>	<b>941 357</b>	<b>944 482</b>
<b>Biological or Cultivated Assets</b>			<b>5 231</b>								<b>5 231</b>		
Servitudes		-	-	-	-	-	-	-	-	-	-	-	-
Licences and Rights		-	-	-	-	-	-	-	-	-	-	-	-
<b>Intangible Assets</b>		<b>7 709</b>	<b>7 709</b>								<b>7 709</b>	<b>7 347</b>	<b>7 036</b>
Computer Equipment		-	-	-	-	-	-	-	-	-	-	-	-
Furniture and Office Equipment		20 289	20 420	-	-	-	-	-	-	-	20 420	17 873	15 070
Machinery and Equipment		7 577	7 577	-	-	-	-	-	-	-	7 577	5 957	4 174
<b>Transport Assets</b>		<b>101 294</b>	<b>115 960</b>								<b>115 960</b>	<b>110 828</b>	<b>105 241</b>
Land		-	-	-	-	-	-	-	-	-	-	-	-
<b>Zoo's, Marine and Non-biological Animals</b>													
Mature		-	-	-	-	-	-	-	-	-	-	-	-
Immature		-	-	-	-	-	-	-	-	-	-	-	-
Living Resources		1 106	806	-	-	-	-	-	-	-	806	739	671
<b>TOTAL ASSET REGISTER SUMMARY - PPE (WDV)</b>	5	<b>4 153 246</b>	<b>4 191 393</b>						<b>11 395</b>	<b>11 395</b>	<b>4 202 788</b>	<b>4 176 961</b>	<b>4 120 621</b>
<b>EXPENDITURE OTHER ITEMS</b>	3												
<b>Depreciation &amp; asset impairment</b>		<b>158 441</b>	<b>158 441</b>								<b>158 441</b>	<b>167 237</b>	<b>176 574</b>
<b>Repairs and Maintenance by asset class</b>		<b>295 774</b>	<b>317 817</b>								<b>317 817</b>	<b>314 713</b>	<b>329 429</b>
Roads Infrastructure		78 769	79 784	-	-	-	-	-	-	-	79 784	97 762	103 800
Storm water Infrastructure		6 361	11 679	-	-	-	-	-	-	-	11 679	6 573	6 943
Electrical Infrastructure		40 144	45 567	-	-	-	-	-	-	-	45 567	42 117	45 113
Water Supply Infrastructure		24 954	19 116	-	-	-	-	-	-	-	19 116	26 324	27 936
Sanitation Infrastructure		14 322	15 431	-	-	-	-	-	-	-	15 431	14 738	15 395
Solid Waste Infrastructure		8 620	10 658	-	-	-	-	-	-	-	10 658	9 081	9 717
Rail Infrastructure		-	-	-	-	-	-	-	-	-	-	-	-
Coastal Infrastructure		-	-	-	-	-	-	-	-	-	-	-	-
Information and Communication Infrastructure		-	-	-	-	-	-	-	-	-	-	-	-
<b>Infrastructure</b>		<b>173 170</b>	<b>182 234</b>								<b>182 234</b>	<b>196 595</b>	<b>208 905</b>
Community Facilities		49 396	47 904	-	-	-	-	-	-	-	47 904	44 867	47 630
Sport and Recreation Facilities		17 042	15 081	-	-	-	-	-	-	-	15 081	19 813	17 405
<b>Community Assets</b>		<b>66 438</b>	<b>62 985</b>								<b>62 985</b>	<b>64 681</b>	<b>65 035</b>
Heritage Assets		-	-	-	-	-	-	-	-	-	-	-	-
Revenue Generating		-	-	-	-	-	-	-	-	-	-	-	-
Non-revenue Generating		-	-	-	-	-	-	-	-	-	-	-	-
Investment properties		-	-	-	-	-	-	-	-	-	-	-	-
Operational Buildings		13 758	20 254	-	-	-	-	-	-	-	20 254	15 299	14 922
Housing		-	-	-	-	-	-	-	-	-	-	-	-
<b>Other Assets</b>		<b>13 758</b>	<b>20 254</b>								<b>20 254</b>	<b>15 299</b>	<b>14 922</b>
<b>Biological or Cultivated Assets</b>													
Servitudes		-	-	-	-	-	-	-	-	-	-	-	-
Licences and Rights		8 967	9 317	-	-	-	-	-	-	-	9 317	9 720	10 707
<b>Intangible Assets</b>		<b>8 967</b>	<b>9 317</b>								<b>9 317</b>	<b>9 720</b>	<b>10 707</b>
Computer Equipment		2 566	3 026	-	-	-	-	-	-	-	3 026	2 697	2 858
Furniture and Office Equipment		7 747	1 682	-	-	-	-	-	-	-	1 682	1 322	1 339
Machinery and Equipment		5 983	7 282	-	-	-	-	-	-	-	7 282	6 267	6 485
<b>Transport Assets</b>		<b>17 145</b>	<b>31 037</b>								<b>31 037</b>	<b>18 132</b>	<b>19 178</b>

Description	Ref	Budget Year 2024/25									Budget Year	Budget Year
		Original	Prior Adjusted	Accum. Funds	Multi-year	Unfore.	Nat. or Prov.	Other Adjusts.	Total Adjusts.	Adjusted	Adjusted	Adjusted
		Budget	7	8	capital	Unavoid.	Govt			Budget	Budget	Budget
R thousands	A	A1	B	C	D	E	F	G	H			
Land		-	-	-	-	-	-	-	-	-	-	-
Zoo's, Marine and Non-biological Animals		-	-	-	-	-	-	-	-	-	-	-
Mature		-	-	-	-	-	-	-	-	-	-	-
Immature		-	-	-	-	-	-	-	-	-	-	-
Living Resources	6	-	-	-	-	-	-	-	-	-	-	-
<b>TOTAL EXPENDITURE OTHER ITEMS to be adjusted</b>		<b>454 215</b>	<b>476 258</b>	-	-	-	-	-	-	<b>476 258</b>	<b>481 950</b>	<b>506 003</b>
<i>Renewal and upgrading of Existing Assets as % of total capex</i>		38.4%	33.0%							33.2%	58.0%	56.4%
<i>Renewal and upgrading of Existing Assets as % of deprecn"</i>		44.7%	46.8%							46.8%	47.9%	37.3%
<i>R&amp;M as a % of PPE</i>		7.1%	7.6%							7.6%	7.5%	8.0%
<i>Renewal and upgrading and R&amp;M as a % of PPE</i>		8.8%	9.4%							9.3%	9.5%	9.6%

WC032 Overstrand - Table B10 Basic service delivery measurement - 30/04/2025

Description	Ref	Budget Year 2024/25									Budget Year +1	Budget Year +2
		Original Budget	Prior Adjusted	Accum. Funds	Multi-year capital	Unfore. Unavoid.	Nat. or Prov. Govt	Other Adjusts.	Total Adjusts.	Adjusted Budget	Adjusted Budget	Adjusted Budget
		A	7	8	9	10	11	12	13	14		
		A1	B	C	D	E	F	G	H			
<b>Household service targets</b>	1											
<b>Water:</b>												
Piped water inside dwelling		30 990	31 829	31 324	31 324	31 324	31 324	32 466	158	190	-	-
Piped water inside yard (but not in dwelling)		-	-	-	-	-	-	-	-	-	-	-
Using public tap (at least min.service level)	2	3 536	3 242	3 242	3 242	3 242	3 242	3 536	17	20	-	-
Other water supply (at least min.service level)		-	-	-	-	-	-	-	-	-	-	-
<i>Minimum Service Level and Above sub-total</i>		35	35	35	35	35	35	36	174	209	-	-
Using public tap (< min.service level)	3	-	-	-	-	-	-	-	-	-	-	-
Other water supply (< min.service level)	3,4	-	-	-	-	-	-	-	-	-	-	-
No water supply		-	-	-	-	-	-	-	-	-	-	-
<i>Below Minimum Service Level sub-total</i>		-	-	-	-	-	-	-	-	-	-	-
<b>Total number of households</b>	5	35	35	35	35	35	35	36	174	209	-	-
<b>Sanitation/sewerage:</b>												
Flush toilet (connected to sewerage)		30 420	31 394	32 323	31 646	31 646	31 646	32 969	160 230	191 624	-	-
Flush toilet (with septic tank)		-	-	-	-	-	-	-	-	-	-	-
Chemical toilet		-	-	-	-	-	-	-	-	-	-	-
Pit toilet (ventilated)		-	-	-	-	-	-	-	-	-	-	-
Other toilet provisions (> min.service level)		-	-	-	-	-	-	-	-	-	-	-
<i>Minimum Service Level and Above sub-total</i>		30 420	31 394	32 323	31 646	31 646	31 646	32 969	160 230	191 624	-	-
Bucket toilet		-	-	-	-	-	-	-	-	-	-	-
Other toilet provisions (< min.service level)		3 779	3 536	3 242	3 242	3 242	3 242	3 536	16 504	20 040	-	-
No toilet provisions		-	-	-	-	-	-	-	-	-	-	-
<i>Below Minimum Service Level sub-total</i>		3 779	3 536	3 242	3 242	3 242	3 242	3 536	16 504	20 040	-	-
<b>Total number of households</b>	5	34 199	34 930	35 565	34 888	34 888	34 888	36 505	176 734	211 664	-	-
<b>Energy:</b>												
Electricity (at least min. service level)		5 826	5 618	5 502	5 415	5 415	5 415	5 278	27 025	32 643	-	-
Electricity - prepaid (> min.service level)		20 146	20 821	21 854	22 382	22 382	22 382	23 127	112 127	132 948	-	-
<i>Minimum Service Level and Above sub-total</i>		25 972	26 439	27 356	27 797	27 797	27 797	28 405	139 152	165 591	-	-
Electricity (< min.service level)		-	-	-	-	-	-	-	-	-	-	-
Electricity - prepaid (< min. service level)		-	-	-	-	-	-	-	-	-	-	-
Other energy sources		-	-	-	-	-	-	-	-	-	-	-
<i>Below Minimum Service Level sub-total</i>		-	-	-	-	-	-	-	-	-	-	-
<b>Total number of households</b>	5	25 972	26 439	27 356	27 797	27 797	27 797	28 405	139 152	165 591	-	-
<b>Refuse:</b>												
Removed at least once a week (min.service)		33 895	34 819	35 601	35 261	35 261	35 261	36 313	177 697	212 516	-	-
<i>Minimum Service Level and Above sub-total</i>		33 895	34 819	35 601	35 261	35 261	35 261	36 313	177 697	212 516	-	-
Removed less frequently than once a week		-	-	-	-	-	-	-	-	-	-	-
Using communal refuse dump		-	-	-	-	-	-	-	-	-	-	-
Using own refuse dump		-	-	-	-	-	-	-	-	-	-	-
Other rubbish disposal		-	-	-	-	-	-	-	-	-	-	-
No rubbish disposal		-	-	-	-	-	-	-	-	-	-	-
<i>Below Minimum Service Level sub-total</i>		-	-	-	-	-	-	-	-	-	-	-
<b>Total number of households</b>	5	33 895	34 819	35 601	35 261	35 261	35 261	36 313	177 697	212 516	-	-
<b>Households receiving Free Basic Service</b>	15											
Water (6 kilolitres per household per month)		4 800	4 800	-	-	-	-	-	-	4 800	4 800	4 800
Sanitation (free minimum level service)		4 800	4 800	-	-	-	-	-	-	4 800	4 800	4 800
Electricity/other energy (50kwh per household per month)		4 800	4 800	-	-	-	-	-	-	4 800	4 800	4 800
Refuse (removed at least once a week)		4 800	4 800	-	-	-	-	-	-	4 800	4 800	4 800
Informal Settlements		-	-	-	-	-	-	-	-	-	-	-
<b>Cost of Free Basic Services provided (R'000)</b>	16											
Water (6 kilolitres per indigent household per month)		5 907	5 907	-	-	-	-	-	-	5 907	6 261	6 637
Sanitation (free sanitation service to indigent households)		7 330	7 330	-	-	-	-	-	-	7 330	7 770	8 236
Electricity/other energy (50kwh per indigent household per month)		8 077	8 077	-	-	-	-	-	-	8 077	8 562	9 076
Refuse (removed once a week for indigent households)		14 577	14 577	-	-	-	-	-	-	14 577	15 452	16 379
<b>Cost of Free Basic Services provided - Informal Formal Settlements (R'000)</b>												
<b>Total cost of FBS provided</b>		35 892	35 892	-	-	-	-	-	-	35 892	38 045	40 328
<b>Highest level of free service provided</b>												
Property rates (R'000 value threshold)		-	-	-	-	-	-	-	-	-	-	-
Water (kilolitres per household per month)		10	10	-	-	-	-	-	-	0	10	10
Sanitation (kilolitres per household per month)		7	7	-	-	-	-	-	-	0	7	7
Sanitation (Rand per household per month)		161	161	-	-	-	-	-	-	0	171	181
Electricity (kw per household per month)		70	70	-	-	-	-	-	-	0	70	70
Refuse (average litres per week)		0	0	-	-	-	-	-	-	0	210	210
<b>Revenue cost of free services provided (R'000)</b>	17											
Property rates (tariff adjustment) ( impermissable values per section 17 of MPRA)		-	-	-	-	-	-	-	-	-	-	-
Water (in excess of 6 kilolitres per indigent household per month)		-	-	-	-	-	-	-	-	-	-	-
Sanitation (in excess of free sanitation service to indigent households)		-	-	-	-	-	-	-	-	-	-	-
Electricity/other energy (in excess of 50 kwh per indigent household per month)		-	-	-	-	-	-	-	-	-	-	-
Refuse (in excess of one removal a week for indigent households)		-	-	-	-	-	-	-	-	-	-	-
Municipal Housing - rental rebates		-	-	-	-	-	-	-	-	-	-	-
Housing - top structure subsidies		-	-	-	-	-	-	-	-	-	-	-
Other		-	-	-	-	-	-	-	-	-	-	-
<b>Total revenue cost of subsidised services provided</b>	6	-	-	-	-	-	-	-	-	-	-	-

WC032 Overstrand - Supporting Table SB1 Supporting detail to 'Budgeted Financial Performance' - 30/04/2025

Description	Ref	Budget Year 2024/25									Budget Year +1 2025/26	Budget Year +2 2026/27
		Original Budget A	Prior Adjusted 6 A1	Accum. Funds 7 B	Multi-year capital 8 C	Unfore. Unavoid. 9 D	Nat. or Prov. Govt 10 E	Other Adjus. 11 F	Total Adjus. 12 G	Adjusted Budget 13 H	Adjusted Budget	Adjusted Budget
<b>R thousands</b>												
<b>REVENUE ITEMS:</b>												
<b>Non-exchange revenue by source</b>												
<b>Property rates</b>												
Total Property Rates		361 957	367 000	-	-	-	-	-	-	367 000	383 378	406 073
less Revenue Foregone (exemptions, reductions and rebates and impermissible values in excess of section 17 of MPRA)		-	-	-	-	-	-	-	-	-	-	-
<b>Net Property Rates</b>		<b>361 957</b>	<b>367 000</b>	-	-	-	-	-	-	<b>367 000</b>	<b>383 378</b>	<b>406 073</b>
<b>Exchange revenue service charges</b>												
<b>Service charges - Electricity</b>												
Total Service charges - Electricity		644 825	687 077	-	-	-	-	-	-	687 077	683 514	724 524
less Revenue Foregone (in excess of 50 kwh per indigent household per month)		-	-	-	-	-	-	-	-	-	-	-
less Cost of Free Basic Services (50 kwh per indigent household per month)		8 077	8 077	-	-	-	-	-	-	8 077	8 562	9 076
<b>Net Service charges - Electricity</b>		<b>636 747</b>	<b>679 000</b>	-	-	-	-	-	-	<b>679 000</b>	<b>674 952</b>	<b>715 449</b>
<b>Service charges - Water</b>												
Total Service charges - Water		182 625	202 907	-	-	-	-	-	-	202 907	193 583	205 197
less Revenue Foregone (in excess of 6 kilolitres per indigent household per month)		-	-	-	-	-	-	-	-	-	-	-
less Cost of Free Basic Services (6 kilolitres per indigent household per month)		5 907	5 907	-	-	-	-	-	-	5 907	6 261	6 637
<b>Net Service charges - Water</b>		<b>176 718</b>	<b>197 000</b>	-	-	-	-	-	-	<b>197 000</b>	<b>187 321</b>	<b>198 560</b>
<b>Service charges - Waste Water Management</b>												
Total Service charges - Waste Water Management		125 809	133 930	-	-	-	-	-	-	133 930	133 358	141 359
less Revenue Foregone (in excess of free sanitation service to indigent households)		-	-	-	-	-	-	-	-	-	-	-
less Cost of Free Basic Services (free sanitation service to indigent households)		7 330	7 330	-	-	-	-	-	-	7 330	7 770	8 236
<b>Net Service charges - Waste Water Management</b>		<b>118 479</b>	<b>126 600</b>	-	-	-	-	-	-	<b>126 600</b>	<b>125 588</b>	<b>133 123</b>
<b>Service charges - Waste Management</b>												
Total refuse removal revenue		123 523	123 523	-	-	-	-	-	-	123 523	130 934	138 790
Total landfill revenue		-	-	-	-	-	-	-	-	-	-	-
less Revenue Foregone (in excess of one removal a week to indigent households)		-	-	-	-	-	-	-	-	-	-	-
less Cost of Free Basic Services (removed once a week to indigent households)		14 577	14 577	-	-	-	-	-	-	14 577	15 452	16 379
<b>Net Service charges - Waste Management</b>		<b>108 946</b>	<b>108 946</b>	-	-	-	-	-	-	<b>108 946</b>	<b>115 482</b>	<b>122 411</b>
<b>EXPENDITURE ITEMS</b>												
<b>Employee related costs</b>												
Basic Salaries and Wages		365 690	380 960	-	-	-	-	-	-	380 960	380 157	406 952
Pension and UIF Contributions		60 983	52 930	-	-	-	-	-	-	52 930	63 419	68 182
Medical Aid Contributions		19 652	17 925	-	-	-	-	-	-	17 925	20 432	21 968
Overtime		35 012	41 624	-	-	-	-	-	-	41 624	36 727	38 527
Performance Bonus		27 721	23 955	-	-	-	-	-	-	23 955	28 860	31 016
Motor Vehicle Allowance		8 869	7 736	-	-	-	-	-	-	7 736	8 869	8 869
Cellphone Allowance		2 586	2 467	-	-	-	-	-	-	2 467	2 590	2 592
Housing Allowances		1 996	1 967	-	-	-	-	-	-	1 967	1 997	1 998
Other benefits and allowances		29 815	31 317	-	-	-	-	-	-	31 317	30 873	32 232
Payments in lieu of leave		-	-	-	-	-	-	-	-	-	-	-
Long service awards		4 604	4 604	-	-	-	-	-	-	4 604	4 880	5 173
Post-retirement benefit obligations		22 636	22 636	-	-	-	-	-	-	22 636	23 994	25 434
Entertainment		-	-	-	-	-	-	-	-	-	-	-
Scarcity		4 367	3 990	-	-	-	-	-	-	3 990	4 545	4 894
Acting and post related allowance		2 329	1 070	-	-	-	-	-	-	1 070	2 424	2 609
In kind benefits		-	-	-	-	-	-	-	-	-	-	-
<b>sub-total</b>		<b>586 260</b>	<b>593 181</b>	-	-	-	-	-	-	<b>593 181</b>	<b>609 767</b>	<b>650 445</b>
Less: Employees costs capitalised to PPE		-	-	-	-	-	-	-	-	-	-	-
<b>Total Employee related costs</b>		<b>586 260</b>	<b>593 181</b>	-	-	-	-	-	-	<b>593 181</b>	<b>609 767</b>	<b>650 445</b>
<b>Depreciation &amp; asset impairment</b>												
Depreciation of Property, Plant & Equipment		158 170	158 170	-	-	-	-	-	-	158 170	166 947	176 263
Lease amortisation		271	271	-	-	-	-	-	-	271	290	311
Capital asset impairment		-	-	-	-	-	-	-	-	-	-	-
<b>Total Depreciation &amp; asset impairment</b>		<b>158 441</b>	<b>158 441</b>	-	-	-	-	-	-	<b>158 441</b>	<b>167 237</b>	<b>176 574</b>
<b>Bulk purchases</b>												
Electricity Bulk Purchases		484 477	499 605	-	-	-	-	-	-	499 605	523 235	565 093
<b>Total bulk purchases</b>		<b>484 477</b>	<b>499 605</b>	-	-	-	-	-	-	<b>499 605</b>	<b>523 235</b>	<b>565 093</b>
<b>Transfers and grants</b>												
Cash transfers and grants		17 417	16 717	-	-	-	-	-	-	16 717	16 650	17 309
Non-cash transfers and grants		-	-	-	-	-	-	-	-	-	-	-
<b>Total transfers and grants</b>		<b>17 417</b>	<b>16 717</b>	-	-	-	-	-	-	<b>16 717</b>	<b>16 650</b>	<b>17 309</b>
<b>Contracted services</b>												
Outsourced Services		154 567	162 609	-	-	-	-	-	-	162 609	172 493	185 048
Consultants and Professional Services		40 437	38 589	-	-	-	-	-	-	38 589	34 741	36 328
Contractors		121 344	141 086	-	-	-	-	400	400	141 486	128 337	130 953
<b>Total contracted services</b>		<b>316 348</b>	<b>342 283</b>	-	-	-	-	<b>400</b>	<b>400</b>	<b>342 683</b>	<b>335 571</b>	<b>352 328</b>
<b>Operational Costs</b>												
Collection costs		7 809	7 809	-	-	-	-	-	-	7 809	8 277	8 774
Contributions to 'other' provisions		15 629	15 629	-	-	-	-	-	-	15 629	16 991	18 010
Audit fees		5 500	6 030	-	-	-	-	-	-	6 030	5 775	6 064
Other Operational Costs		287	262	-	-	-	-	-	-	262	290	292
Operating Leases		163 121	160 132	-	-	-	-	-	-	160 132	130 843	100 865
Operational Cost		-	-	-	-	-	-	-	-	-	-	-
Statutory Payments other than Income Taxes		-	-	-	-	-	-	-	-	-	-	-
Discontinued Operations		-	-	-	-	-	-	-	-	-	-	-
<b>Total Operational Costs</b>		<b>192 346</b>	<b>189 882</b>	-	-	-	-	-	-	<b>189 882</b>	<b>162 176</b>	<b>134 005</b>
<b>Repairs and Maintenance by Expenditure Item</b>												
Employee related costs	14	141 821	140 089	-	-	-	-	-	-	140 089	146 470	157 000
Inventory Consumed (Project Maintenance)		21 830	22 429	-	-	-	-	-	-	22 429	32 270	33 862
Contracted Services		117 099	140 168	-	-	-	-	-	-	140 168	120 018	121 391
Other Expenditure		15 024	15 132	-	-	-	-	-	-	15 132	15 955	17 175
<b>Total Repairs and Maintenance Expenditure</b>	<b>15</b>	<b>295 774</b>	<b>317 817</b>	-	-	-	-	-	-	<b>317 817</b>	<b>314 713</b>	<b>329 429</b>
<b>Inventory Consumed</b>												
Inventory Consumed - Water		-	-	-	-	-	-	-	-	-	-	-

Description	Ref	Budget Year 2024/25									Budget Year +1 2025/26	Budget Year +2 2026/27	
		Original Budget A	Prior Adjusted 6 A1	Accum. Funds 7 B	Multi-year capital 8 C	Unfore. Unavoid. 9 D	Nat. or Prov. Govt 10 E	Other Adjusts. 11 F	Total Adjusts. 12 G	Adjusted Budget 13 H	Adjusted Budget	Adjusted Budget	
R thousands													
Inventory Consumed - Other		61 091	64 196	-	-	-	-	-	-	-	64 196	73 042	73 523
<b>Total Inventory Consumed &amp; Other Material</b>		<b>61 091</b>	<b>64 196</b>	<b>-</b>	<b>-</b>	<b>-</b>	<b>-</b>	<b>-</b>	<b>-</b>	<b>-</b>	<b>64 196</b>	<b>73 042</b>	<b>73 523</b>

WC032 Overstrand - Supporting Table SB2 Supporting detail to 'Financial Position Budget' - 30/04/2025

Description	Ref	Budget Year 2024/25									Budget Year	Budget Year
		Original Budget	Prior Adjusted	Accum. Funds	Multi-year capital	Unfore. Unavoid.	Nat. or Prov. Govt	Other Adjusts.	Total Adjusts.	Adjusted Budget	+1 2025/26	+2 2026/27
		A	A1	5	6	7	8	9	10	11		
<b>R thousands</b>												
<b>ASSETS</b>												
<b>Trade and other receivables from exchange transactions</b>												
Electricity		63 977	84 122	-	-	-	-	-	-	84 122	92 226	100 937
Water		29 386	38 414	-	-	-	-	-	-	38 414	38 246	38 270
Waste		9 746	20 819	-	-	-	-	-	-	20 819	22 138	23 577
Waste Water		15 299	26 674	-	-	-	-	-	-	26 674	27 642	28 741
Other trade receivables from exchange transactions		11 304	17 304	-	-	-	-	-	-	17 304	14 209	11 126
<b>Gross: Trade and other receivables from exchange transactions</b>		<b>129 712</b>	<b>187 333</b>	<b>-</b>	<b>-</b>	<b>-</b>	<b>-</b>	<b>-</b>	<b>-</b>	<b>187 333</b>	<b>194 462</b>	<b>202 650</b>
<b>Less: Impairment for debt</b>	1	<b>(52 965)</b>	<b>(63 351)</b>	<b>-</b>	<b>-</b>	<b>-</b>	<b>-</b>	<b>-</b>	<b>-</b>	<b>(63 351)</b>	<b>(71 993)</b>	<b>(81 154)</b>
Impairment for Electricity		(15 905)	(19 745)	-	-	-	-	-	-	(19 745)	(22 941)	(26 328)
Impairment for Water		(10 182)	(12 648)	-	-	-	-	-	-	(12 648)	(14 701)	(16 877)
Impairment for Waste		(9 303)	(11 205)	-	-	-	-	-	-	(11 205)	(12 787)	(14 464)
Impairment for Waste Water		(9 303)	(11 359)	-	-	-	-	-	-	(11 359)	(13 070)	(14 883)
Impairment for other trade receivables from exchange transactions		(8 271)	(8 393)	-	-	-	-	-	-	(8 393)	(8 494)	(8 601)
<b>Total net Trade and other receivables from Exchange Transactions</b>		<b>76 747</b>	<b>123 982</b>	<b>-</b>	<b>-</b>	<b>-</b>	<b>-</b>	<b>-</b>	<b>-</b>	<b>123 982</b>	<b>122 469</b>	<b>121 496</b>
<b>Receivables from non-exchange transactions</b>												
Property rates		43 897	47 219	-	-	-	-	-	-	47 219	52 799	58 719
Less: Impairment of Property rates		(14 660)	(18 280)	-	-	-	-	-	-	(18 280)	(21 292)	(24 484)
<b>Net Property rates</b>		<b>29 237</b>	<b>28 939</b>	<b>-</b>	<b>-</b>	<b>-</b>	<b>-</b>	<b>-</b>	<b>-</b>	<b>29 237</b>	<b>31 507</b>	<b>34 234</b>
Other receivables from non-exchange transactions		162 421	169 992	-	-	-	-	-	-	169 992	211 301	252 610
Impairment for other receivables from non-exchange transactions		(157 827)	(157 827)	-	-	-	-	-	-	(157 827)	(200 771)	(244 911)
<b>Net other receivables from non-exchange transactions</b>		<b>4 595</b>	<b>12 166</b>	<b>-</b>	<b>-</b>	<b>-</b>	<b>-</b>	<b>-</b>	<b>-</b>	<b>12 166</b>	<b>10 531</b>	<b>7 699</b>
<b>Total net Receivables from non-exchange transactions</b>	1	<b>33 832</b>	<b>41 105</b>	<b>-</b>	<b>-</b>	<b>-</b>	<b>-</b>	<b>-</b>	<b>-</b>	<b>41 105</b>	<b>42 038</b>	<b>41 933</b>
<b>Inventory</b>												
<b>Water</b>												
Opening Balance		253	253	-	-	-	-	-	-	253	302	350
System Input Volume		11 973	11 973	-	-	-	-	-	-	11 973	12 272	12 579
Water Treatment Works		(1)	(1)	-	-	-	-	-	-	(1)	(1)	(1)
Bulk Purchases		-	-	-	-	-	-	-	-	-	-	-
Natural Sources		11 974	11 974	-	-	-	-	-	-	11 974	12 273	12 580
<b>Authorised Consumption</b>	12	<b>(9 460)</b>	<b>(9 460)</b>	<b>-</b>	<b>-</b>	<b>-</b>	<b>-</b>	<b>-</b>	<b>-</b>	<b>(9 460)</b>	<b>(9 697)</b>	<b>(9 939)</b>
<b>Billed Authorised Consumption</b>		<b>(9 254)</b>	<b>(9 254)</b>	<b>-</b>	<b>-</b>	<b>-</b>	<b>-</b>	<b>-</b>	<b>-</b>	<b>(9 254)</b>	<b>(9 485)</b>	<b>(9 722)</b>
<b>Billed Metered Consumption</b>		<b>(9 254)</b>	<b>(9 254)</b>	<b>-</b>	<b>-</b>	<b>-</b>	<b>-</b>	<b>-</b>	<b>-</b>	<b>(9 254)</b>	<b>(9 485)</b>	<b>(9 722)</b>
Free Basic Water		-	-	-	-	-	-	-	-	-	-	-
Subsidised Water		-	-	-	-	-	-	-	-	-	-	-
Revenue Water		(9 254)	(9 254)	-	-	-	-	-	-	(9 254)	(9 485)	(9 722)
<b>Billed Unmetered Consumption</b>		<b>-</b>	<b>-</b>	<b>-</b>	<b>-</b>	<b>-</b>	<b>-</b>	<b>-</b>	<b>-</b>	<b>-</b>	<b>-</b>	<b>-</b>
Free Basic Water		-	-	-	-	-	-	-	-	-	-	-
Subsidised Water		-	-	-	-	-	-	-	-	-	-	-
Revenue Water		-	-	-	-	-	-	-	-	-	-	-
<b>UnBilled Authorised Consumption</b>		<b>(207)</b>	<b>(207)</b>	<b>-</b>	<b>-</b>	<b>-</b>	<b>-</b>	<b>-</b>	<b>-</b>	<b>(207)</b>	<b>(212)</b>	<b>(217)</b>
Unbilled Metered Consumption		-	-	-	-	-	-	-	-	-	-	-
Unbilled Unmetered Consumption		(207)	(207)	-	-	-	-	-	-	(207)	(212)	(217)
<b>Water Losses</b>		<b>(2 463)</b>	<b>(2 463)</b>	<b>-</b>	<b>-</b>	<b>-</b>	<b>-</b>	<b>-</b>	<b>-</b>	<b>(2 463)</b>	<b>(2 526)</b>	<b>(2 591)</b>
<b>Apparent losses</b>		<b>(2 513)</b>	<b>(2 513)</b>	<b>-</b>	<b>-</b>	<b>-</b>	<b>-</b>	<b>-</b>	<b>-</b>	<b>(2 513)</b>	<b>(2 576)</b>	<b>(2 641)</b>
Unauthorised Consumption		(2 513)	(2 513)	-	-	-	-	-	-	(2 513)	(2 576)	(2 641)
Customer Meter Inaccuracies		-	-	-	-	-	-	-	-	-	-	-
<b>Real losses</b>		<b>50</b>	<b>50</b>	<b>-</b>	<b>-</b>	<b>-</b>	<b>-</b>	<b>-</b>	<b>-</b>	<b>50</b>	<b>50</b>	<b>50</b>
Leakage on Transmission and Distribution Mains		-	-	-	-	-	-	-	-	-	-	-
Leakage and Overflows at Storage Tanks/Reservoirs		-	-	-	-	-	-	-	-	-	-	-
Leakage on Service Connections up to the point of Customer		-	-	-	-	-	-	-	-	-	-	-
Data Transfer and Management Errors		50	50	-	-	-	-	-	-	50	50	50
Unavoidable Annual Real Losses		-	-	-	-	-	-	-	-	-	-	-
<b>Non-revenue Water</b>		<b>(2 670)</b>	<b>(2 670)</b>	<b>-</b>	<b>-</b>	<b>-</b>	<b>-</b>	<b>-</b>	<b>-</b>	<b>(2 670)</b>	<b>(2 738)</b>	<b>(2 808)</b>
<b>Closing Balance Water</b>		<b>302</b>	<b>302</b>	<b>-</b>	<b>-</b>	<b>-</b>	<b>-</b>	<b>-</b>	<b>-</b>	<b>302</b>	<b>350</b>	<b>399</b>
<b>Agricultural</b>												
Opening Balance		-	-	-	-	-	-	-	-	-	-	-
Acquisitions		-	-	-	-	-	-	-	-	-	-	-
Issues	13	-	-	-	-	-	-	-	-	-	-	-
Adjustments	14	-	-	-	-	-	-	-	-	-	-	-
Write-offs	15	-	-	-	-	-	-	-	-	-	-	-
<b>Closing balance - Agricultural</b>		<b>-</b>	<b>-</b>	<b>-</b>	<b>-</b>	<b>-</b>	<b>-</b>	<b>-</b>	<b>-</b>	<b>-</b>	<b>-</b>	<b>-</b>
<b>Consumables</b>												
<b>Standard Rated</b>												
Opening Balance		8 284	8 284	-	-	-	-	-	-	8 284	8 381	8 303
Acquisitions		16 000	16 000	-	-	-	-	-	-	16 000	16 000	16 200
Issues	13	(15 903)	(15 903)	-	-	-	-	-	-	(15 903)	(16 078)	(16 266)
Adjustments	14	-	-	-	-	-	-	-	-	-	-	-
Write-offs	15	-	-	-	-	-	-	-	-	-	-	-
<b>Closing balance - Consumables Standard Rated</b>		<b>8 381</b>	<b>8 381</b>	<b>-</b>	<b>-</b>	<b>-</b>	<b>-</b>	<b>-</b>	<b>-</b>	<b>8 381</b>	<b>8 303</b>	<b>8 237</b>
<b>Zero Rated</b>												
Opening Balance		-	-	-	-	-	-	-	-	-	-	-
Acquisitions		-	-	-	-	-	-	-	-	-	-	-
Issues	13	-	-	-	-	-	-	-	-	-	-	-
Adjustments	14	-	-	-	-	-	-	-	-	-	-	-
Write-offs	15	-	-	-	-	-	-	-	-	-	-	-
<b>Closing balance - Consumables Zero Rated</b>		<b>-</b>	<b>-</b>	<b>-</b>	<b>-</b>	<b>-</b>	<b>-</b>	<b>-</b>	<b>-</b>	<b>-</b>	<b>-</b>	<b>-</b>
<b>Finished Goods</b>												
Opening Balance		-	-	-	-	-	-	-	-	-	-	-
Acquisitions		-	-	-	-	-	-	-	-	-	-	-
Issues	13	-	-	-	-	-	-	-	-	-	-	-
Adjustments	14	-	-	-	-	-	-	-	-	-	-	-
Write-offs	15	-	-	-	-	-	-	-	-	-	-	-
<b>Closing balance - Finished Goods</b>		<b>-</b>	<b>-</b>	<b>-</b>	<b>-</b>	<b>-</b>	<b>-</b>	<b>-</b>	<b>-</b>	<b>-</b>	<b>-</b>	<b>-</b>
<b>Materials and Supplies</b>												
Opening Balance		-	-	-	-	-	-	-	-	-	-	-
Acquisitions		-	-	-	-	-	-	-	-	-	-	-
Issues	13	-	-	-	-	-	-	-	-	-	-	-
Adjustments	14	-	-	-	-	-	-	-	-	-	-	-
Write-offs	15	-	-	-	-	-	-	-	-	-	-	-
<b>Closing balance - Materials and Supplies</b>		<b>-</b>	<b>-</b>	<b>-</b>	<b>-</b>	<b>-</b>	<b>-</b>	<b>-</b>	<b>-</b>	<b>-</b>	<b>-</b>	<b>-</b>

Description	Ref	Budget Year 2024/25									Budget Year	Budget Year
		Original	Prior	Accum.	Multi-year	Unfore.	Nat. or Prov.	Other	Total	Adjusted	Adjusted	Adjusted
		A	A1	B	C	D	E	F	G	H	Budget	Budget
<b>R thousands</b>												
<b>Work-in-progress</b>												
Opening Balance		-	-	-	-	-	-	-	-	-	-	-
Materials		-	-	-	-	-	-	-	-	-	-	-
Transfers		-	-	-	-	-	-	-	-	-	-	-
<b>Closing balance - Work-in-progress</b>		-	-	-	-	-	-	-	-	-	-	-
<b>Housing Stock</b>												
Opening Balance		2 517	2 517	-	-	-	-	-	-	2 517	2 517	2 517
Acquisitions		-	-	-	-	-	-	-	-	-	-	-
Transfers		-	-	-	-	-	-	-	-	-	-	-
Sales		-	-	-	-	-	-	-	-	-	-	-
<b>Closing Balance - Housing Stock</b>		2 517	2 517	-	-	-	-	-	-	2 517	2 517	2 517
<b>Land</b>												
Opening Balance		-	-	-	-	-	-	-	-	-	-	-
Acquisitions		-	-	-	-	-	-	-	-	-	-	-
Sales		-	-	-	-	-	-	-	-	-	-	-
Adjustments		-	-	-	-	-	-	-	-	-	-	-
Correction of Prior period errors		-	-	-	-	-	-	-	-	-	-	-
<b>Closing Balance - Land</b>		-	-	-	-	-	-	-	-	-	-	-
<b>Closing Balance - Inventory &amp; Consumables</b>		11 199	11 199	-	-	-	-	-	-	11 199	11 170	11 153
<b>Property, plant &amp; equipment</b>												
PPE at cost/valuation (excl. finance leases)		6 791 021	6 829 167	-	-	-	-	(1 775)	(1 775)	6 827 392	6 965 302	7 082 036
Leases recognised as PPE		-	-	-	-	-	-	-	-	-	-	-
Less: Accumulated depreciation		(2 910 909)	(2 910 609)	-	-	-	-	-	-	(2 910 609)	(3 077 488)	(3 253 684)
<b>Total Property, plant &amp; equipment</b>	1	3 880 112	3 918 559	-	-	-	-	(1 775)	(1 775)	3 916 784	3 887 814	3 828 353
<b>LIABILITIES</b>												
<b>Current liabilities - Borrowing</b>												
Short term loans (other than bank overdraft)		-	-	-	-	-	-	-	-	-	-	-
Current portion of long-term liabilities		154 566	154 566	-	-	-	-	-	-	154 566	61 170	71 979
<b>Total Current liabilities - Borrowing</b>		154 566	154 566	-	-	-	-	-	-	154 566	61 170	71 979
<b>Trade and other payables</b>												
Trade and other payables from exchange transactions		158 403	158 403	-	-	-	-	-	-	158 403	164 401	162 779
Other trade payables from exchange transactions		-	-	-	-	-	-	-	-	-	-	-
Trade payables from Non-exchange transactions: Unspent cond		-	-	-	-	-	-	-	-	-	-	-
Trade payables from Non-exchange transactions: Other		-	-	-	-	-	-	-	-	-	-	-
VAT		3 365	3 365	-	-	-	-	-	-	3 365	4 370	5 435
<b>Total Trade and other payables</b>	1	161 768	161 768	-	-	-	-	-	-	161 768	168 771	168 214
<b>Non current liabilities - Financial liabilities</b>												
Borrowing	3	331 786	331 786	-	-	-	-	-	-	331 786	360 616	358 637
Other financial liabilities		-	-	-	-	-	-	-	-	-	-	-
<b>Total Non current liabilities - Financial liabilities</b>		331 786	331 786	-	-	-	-	-	-	331 786	360 616	358 637
<b>Non current liabilities - Long Term portion of trade payables</b>												
Electricity Bulk Purchases		-	-	-	-	-	-	-	-	-	-	-
Payables and Accruals - General		-	-	-	-	-	-	-	-	-	-	-
Water Bulk Purchases		-	-	-	-	-	-	-	-	-	-	-
Municipal Debt Relief		-	-	-	-	-	-	-	-	-	-	-
<b>Total Non current liabilities - Long Term portion of trade payab</b>		-	-	-	-	-	-	-	-	-	-	-
<b>Provisions - non current</b>												
Retirement benefits		141 167	141 167	-	-	-	-	-	-	141 167	155 458	170 710
List other major items		-	-	-	-	-	-	-	-	-	-	-
Refuse landfill site rehabilitation		165 880	165 880	-	-	-	-	-	-	165 880	173 030	180 737
Other		22 360	22 360	-	-	-	-	-	-	22 360	23 064	24 061
<b>Total Provisions - non current</b>		188 240	188 240	-	-	-	-	-	-	188 240	196 094	204 798
<b>CHANGES IN NET ASSETS</b>												
<b>Accumulated surplus/(Deficit)</b>												
Accumulated surplus/(Deficit) - opening balance		3 998 825	3 974 635	-	-	-	-	13 170	13 170	3 987 805	4 087 601	4 030 635
GRAP adjustments		-	-	-	-	-	-	-	-	-	-	-
Restated balance		3 998 825	3 974 635	-	-	-	-	13 170	13 170	3 987 805	4 087 601	4 030 635
Surplus/(Deficit)		(41 415)	(3 557)	-	-	-	-	(1 775)	(1 775)	(5 332)	(80 395)	(94 082)
Transfers to/from Reserves		10 119	105 119	-	-	-	-	-	-	105 119	23 419	12 631
Depreciation offsets		-	-	-	-	-	-	-	-	-	-	-
Other adjustments		10	10	-	-	-	-	-	-	10	10	10
<b>Accumulated Surplus/(Deficit)</b>	1	3 967 539	4 076 207	-	-	-	-	11 395	11 395	4 087 601	4 030 635	3 949 194
<b>Reserves</b>												
Housing Development Fund		3 230	3 230	-	-	-	-	-	-	3 230	3 230	3 230
Capital replacement		-	-	-	-	-	-	-	-	-	-	-
Self-insurance		-	-	-	-	-	-	-	-	-	-	-
Other reserves		-	-	-	-	-	-	-	-	-	-	-
Revaluation		-	-	-	-	-	-	-	-	-	-	-
<b>Total Reserves</b>	2	3 230	3 230	-	-	-	-	-	-	3 230	3 230	3 230
<b>TOTAL COMMUNITY WEALTH/EQUITY</b>	2	3 970 769	4 079 436	-	-	-	-	11 395	11 395	4 090 831	4 033 865	3 952 424

WC032 Overstrand - Supporting Table SB3 Adjustments to the SDBIP - performance objectives - 30/04/2025

Description	Unit of measurement	Budget Year 2024/25								Budget Year +1 2025/26	Budget Year +2 2026/27	
		Original Budget A	Prior Adjusted A1	Accum. Funds B	Multi-year capital C	Unfore. Unavoid. D	Nat. or Prov. Govt E	Other Adjusts. F	Total Adjusts. G	Adjusted Budget H	Adjusted Budget	Adjusted Budget
<b>Council and Municipal Municipal Office of the Municipal Manager</b>												
<b>Municipal Manager</b> Submit four progress reports on the revision of the top 10 risks as a corrective action to the Top Management Team ( 1 previous financial year & 3 current financial year)	Number of progress reports submitted	4	4							4	4	4
Sign section 56 performance agreements with all directors by the end of July 2024	Number of agreements signed	5	5							5	6	6
Monitor the implementation of the action plan developed to address all the issues raised in the management letter of the Auditor General and submit four progress reports to Executive Mayor	Number of progress reports monitored and submitted to Executive Mayor	4	4							4	4	4
Bi-annual formal performance appraisals of the section 56 appointees for the previous financial period April to June 2024 to be completed by Sept 2024 and the current period October to December 2024 to be completed by February 2025	Number of appraisals	10	10							10	12	12
Draft the annual report and submit to the Auditor-General by end August 2024	Draft Annual Report submitted	1	1							1	1	1
Percentage of a municipality's capital budget actually spent on capital projects identified for the financial year in terms of the municipality's IDP ((Actual amount spent on projects as identified for the year in the IDP/Total amount budgeted on capital projects)x100) (MPPMR Reg 10 (c))	% of the capital budget spent	95.00%	95.00%							95.00%	95.00%	95.00%
Ward committee meetings held to facilitate consistent and regular communication with residents	No of ward committee meetings per ward per annum	56	56							56	56	56
Submit the Final MTREF Budget by the end of May 2025	Final Budget submitted	1	1							1	1	1
Prepare the final IDP for submission to Council by the end of May 2025	Final IDP submitted	1	1							1	1	1
<b>Corporate Services</b>												
<b>Director: Corporate Services</b>												
<b>Human Resources</b>												
92% of the approved and funded organogram filled ((actual number of posts filled divided by the funded posts budgeted) x100)	% filled	92.0%	92.0%							92.0%	92.0%	92.0%
The percentage of a municipality's budget (training budget) actually spent on implementing its workplace skills plan (MPPMR Reg 10 (f))	% of the training budget spent on implementation of the WSP	100%	100.0%							100.0%	100.0%	100.0%
The number of people from employment equity target groups employed in the three highest levels of management in compliance with a municipality's approved employment equity plan (MPPMR Reg 10 (e))	The number of people from EE target groups employed	75	75							75	75	75
<b>Community Services</b>												
<b>Director: Community Services</b>												
<b>Operational Conditional Grant</b>												
100% of the operational conditional grant (Libraries, CDW) spent (Actual expenditure divided by the total grant received)	% of total conditional operational grants spent (Libraries, CDW)	100%	100%							100%	100.0%	100.0%
<b>Refuse removal</b>												
Provision of refuse removal, refuse dumps and solid waste disposal to all informal households at least once a week (MPPMR Reg 10 (a))	Number of formal households for which refuse is removed at least once a week	36313	36 313							36 313	37039	37780
Provision of refuse removal, refuse dumps and solid waste disposal to all informal households at least once a week (MPPMR Reg 10 (a))	Number of weekly removal of refuse in informal households (once per week = 52 weeks per annum)	52	52							52	52	52
<b>Infrastructure Services</b>												
<b>Chief Engineer: Infrastructure Services</b>												
<b>Roads maintenance</b>												
m <sup>2</sup> of roads patched and resealed according to approved Pavement Management System within available budget	m <sup>2</sup> of roads patched and resealed	110 000	110 000							110 000	110 000	110 000
<b>Water treatment</b>												
Quality of effluent comply 75% with license and/or general limit in terms of the Water Act (Act 36 of 1998)	% compliance	75.0%	75.00%							75.00%	75.0%	75.0%
Quality of potable water comply 95% with SANS 241	% compliance with SANS 241	95.00%	95.00%							95.00%	95.0%	95.0%
Limit unaccounted water to less than 26% ((Number of kiloliter water purified - Number of kiloliter water sold)/Number of kiloliter purified x 100)	% of water unaccounted for	25.0%	25.00%							25.00%	25.0%	25.0%
Report on the implementation of the Water Service Development plan annually by the end of October	Report submitted	1	1							1	1	1
<b>Electricity</b>												
Limit electricity losses to 7.5% or less ((Number of Electricity Units Purchased - Number of Electricity Units Sold) / Number of Electricity Units Purchased and/or Generated) x 100)	% of electricity unaccounted for	7.50%	7.50%							7.5%	7.5%	7.5%
Provision of Electricity: Number of metered electrical connections in formal areas (Eskom Areas excluded) (Definition: Refers to residential households (RE) and pensioners (PR) as per Finance departments billed households) (MPPMR Reg 10 (a))	Number of formal households that meet agreed service standards	22 500	22 500							22 500	22 500	22 500
100% of the Municipal Infrastructure Grant (MIG) spent by 30 June 2025 (Actual MIG expenditure/Allocation received)	% Expenditure of allocated funds	100%	100%							100%	100%	100%
<b>Water provision</b>												
Provision of cleaned piped water to all formal households within 200 m from households (MPPMR Reg 10 (a))	No of formal households that meet agreed service standards for piped water	32 466	32 466							32 466	33 115	33 777

Description	Unit of measurement	Budget Year 2024/25									Budget Year +1 2025/26	Budget Year +2 2026/27
		Original Budget A	Prior Adjusted A1	Accum. Funds B	Multi-year capital C	Unfore. Unavoid. D	Nat. or Prov. Govt E	Other Adjusts. F	Total Adjusts. G	Adjusted Budget H	Adjusted Budget	Adjusted Budget
Provision of water to informal households (excluding invaded state owned land and private land) based on the standard of 1 water point to 25 households (MPPMR Reg 10 (a))	The number of taps installed in relation to the number of informal households (excluding invaded state owned land and private land)	262	262							262	262	262
Provision of water to informal households on invaded land with available funding  ("Land Invasion" refers to the illegal occupation of land, with the intention of establishing dwellings / a settlement upon it. An invasion may be by one individual or by hundreds of households).	The number of taps installed for informal households on invaded land with available funding	80	80							80	80	80
<b>Sanitation provision</b> Provision of sanitation services to formal residential households (A household is a residential unit being billed for the particular services rendered by way of the financial system (SAMRAS))	No of formal residential households which are billed for sewerage in accordance to the SAMRAS financial system	32 969	32 969							32 969	33629	34301
The provision of sanitation services to informal households (excluding invaded state owned land and private land) based on the standard of 1 toilette to 5 households (MPPMR Reg 10 (a))	The number of toilets provided in relation to the number of informal households (excluding invaded state owned land and private land)	785	785							785	785	785
The provision of sanitation services to informal households on invaded land with available funding  ("Land Invasion" refers to the illegal occupation of land, with the intention of establishing dwellings / a settlement upon it. An invasion may be by one individual or by hundreds of households).	The number of toilets provided for informal households on invaded land with available funding	105	105							105	105	105
<b>Municipal Public Safety</b> <b>Director: Municipal Public Safety</b> <b>Municipal Public Safety</b> Annually arrange public awareness sessions on Protection Services by 30 June	Number of sessions held	130	130							130	130	130
Collect R20 000 000 Public Safety Income by 30 June (Actual revenue, excluding the fine impairment amount)	R-value of public safety collected income (excluding fines impairment amount)	20 000 000	20 000 000							20 000 000	20 000 000	20 000 000
Review Community Safety Plan in three year cycle by end of June 2025 in conjunction with the Department of Community Safety	Plan reviewed	1	1							1	0	0
<b>Disaster and Fire Management</b> Annually review and submit draft Disaster Management Plan to Council by the end of March	Reviewed plan submitted	1	1							1	1	1
<b>Financial Services</b> <b>Chief Financial Officer (CFO)</b> <b>Finance</b> Financial viability measured in terms of the available cash to cover fixed operating expenditure ((Available cash+ investments)/ Monthly fixed operating expenditure) (MPPMR Reg 10 (g))	Ratio achieved	4.60	4.60							4.6	4.6	4.6
Financial viability measured in terms of the municipality's ability to meet it's service debt obligations ((Total operating revenue-operating grants received)/debt service payments due within the year) (MPPR Reg 10 (g))	Ratio achieved	16.00%	16.00%							16.0%	16.0%	16.0%
Financial viability measured in terms of the outstanding service debtors (Total outstanding service debtors/ revenue received for services) (MPPR Reg 10 (g))	% achieved	11.00%	11.00%							11.0%	11.0%	11.0%
Submit a reviewed long term financial plan to the CFO by the end of October 2024	Reviewed long term financial plan submitted	1	1							1	1	1
Report monthly to the MM on the status of 30/60/90 days debtor payments	Number of reports submitted	12	12							12	12	12
Financial statements submitted to the Auditor General by end August 2024	Financial statements submitted	1	1							1	1	1
Provision of free basic electricity, refuse removal, sanitation and water in terms of the equitable share requirements (MPPMR Reg 10 (b))	Number of indigent households	4 800	4 800							4 800	4800	4800
Achieve a debt recovery rate not less than 98% (Receipts/total billed for 12 months period x 100)	% Recovered	98.00%	98.00%							98.00%	98.00%	98.00%
<b>Planning and Development</b> <b>Director: Planning and Development</b> <b>Local Economic Development</b> Support 180 SMME's in terms of the SMME Development Programme by 30 June	Number of SMME's supported	180	180							180	180	180
<b>EPWP</b> The number of job opportunities created through the EPWP programme and as per set targets (business plan as per grant agreement - FTE's, translates to 1079 work opportunities)	Number of temporary jobs created	1079	1079							1079	1079	1079
<b>And so on for the rest of the Votes</b>												

## WC032 Overstrand - Supporting Table SB4 Adjustments to budgeted performance indicators and benchmarks - 30/04/2021

Description of financial indicator	Basis of calculation	2021/22	2022/23	2023/24	Budget Year 2024/25			Budget Year +1 2025/26	Budget Year +2 2026/27
		Audited Outcome	Audited Outcome	Audited Outcome	Original Budget	Prior Adjusted	Adjusted Budget	Adjusted Budget	Adjusted Budget
<b>Borrowing Management</b>									
Credit Rating	Short term/long term rating	0.0%	0.0%	0.0%	0.0%	0.0%	0.0%		
Capital Charges to Operating Expenditure	Interest & Principal Paid /Operating Expenditure	13.5%	12.7%	-0.5%	5.2%	4.9%	4.9%	10.2%	5.1%
Capital Charges to Own Revenue	Finance charges & Repayment of borrowing /Own Revenue	17.6%	15.9%		5.5%	5.2%	5.2%	10.9%	5.5%
Borrowed funding of 'own' capital expenditure	Borrowing/Capital expenditure excl. transfers and grants	49.5%	86.2%	34.4%	78.1%	67.4%	51.1%	98.7%	60.0%
<b>Safety of Capital</b>									
Gearing	Long Term Borrowing/ Funds & Reserves	13319.7%	13072.6%	13058.0%	10273.6%	10273.6%	10273.6%	11166.3%	11105.0%
<b>Liquidity</b>									
Current Ratio	Current assets/current liabilities	2.6	2.8	308.2%	190.7%	206.9%	217.4%	262.7%	256.7%
Current Ratio adjusted for aged debtors	Current assets/current liabilities less debtors > 90 days/current liabilities	2.6	2.8	217.4%	190.7%	206.9%	0.0%	0.0%	0.0%
Liquidity Ratio	Monetary Assets/Current Liabilities				1.7	1.8	1.8	2.3	2.3
<b>Revenue Management</b>									
Annual Debtors Collection Rate (Payment Level %)	Last 12 Mths Receipts/ Last 12 Mths Billing	0.0%	0.0%		159.7%	165.0%	165.0%	210.0%	204.8%
Current Debtors Collection Rate (Cash receipts % of Ratepayer & Other revenue)		121.9%	119.9%		0.0%	0.0%	0.0%	0.0%	0.0%
Outstanding Debtors to Revenue	Total Outstanding Debtors to Annual Revenue	8.7%	8.9%	14.3%	121.6%	121.6%	121.6%	126.2%	130.3%
Longstanding Debtors Recovered	Debtors > 12 Mths Recovered/Total Debtors > 12 Months Old	0.0%	0.0%	0.0%	6.6%	9.1%	9.1%	9.3%	8.9%
<b>Creditors Management</b>									
Creditors System Efficiency	% of Creditors Paid Within Terms (within MFMA s 65(e))	98.2%	99.0%	100.0%	100.0%	100.0%	100.0%	100.0%	100.0%
Creditors to Cash and Investments		12.7%	12.2%		24.5%	23.9%	23.9%	24.4%	24.1%
<b>Other Indicators</b>									
Electricity Distribution Losses (2)	Total Volume Losses (kW)	18 502 897	14 272 642		14 834 382	14 834 382	14 834 382	14 734 382	14 634 382
	Total Volume Losses (kW) non technical	19 835 602	16 846 054		20 484 237	20 484 237	20 484 237	20 346 151	20 208 065
	Total Cost of Losses (Rand '000)								
	% Volume (units purchased and generated less units sold)/units purchased and generated	7.20%	6.43%	7.60%	6.49%	6.49%	6.49%	6.00%	6.00%
Water Distribution Losses (2)	Bulk Purchase								
	Water treatment works								
	Natural sources								
	Total Volume Losses (kℓ)	1 768 177	1 840 996		1 761 812	1 761 812	1 761 812	1 691 812	1 641 812
	Total Cost of Losses (Rand '000)	3 062 156	4 637 635		4 404 529	4 404 529	4 404 529	4 229 529	4 104 529
	% Volume (units purchased and generated less units sold)/units purchased and generated	24.04%	24.47%	30.59%	25.04%	25.04%	25.04%	24.75%	24.30%
Employee costs	Employee costs/(Total Revenue - capital revenue)	31.8%	31.0%	29.6%	31.9%	30.5%	30.5%	32.2%	33.2%
Remuneration	Total remuneration/(Total Revenue - capital revenue)	32.5%	31.8%						
Repairs & Maintenance	R&M/(Total Revenue excluding capital revenue)	17.2%	16.1%	15.9%	16.1%	16.3%	16.3%	16.6%	16.8%
Finance charges & Depreciation	FC&D/(Total Revenue - capital revenue)	12.4%	12.9%	11.4%	6.0%	5.9%	5.9%	6.6%	6.1%
<b>IDP regulation financial viability indicators</b>									
i. Debt coverage	(Total Operating Revenue - Operating Grants)/Debt service payments due within financial year	1050.5%	1253.2%	32.45	0.0%	0.0%	0.0%	0.0%	0.0%
ii. O/S Service Debtors to Revenue	Total outstanding service debtors/annual revenue received for services	7.1%	7.5%	15.2%	1.8%	2.1%	2.1%	2.2%	2.1%
iii. Cost coverage	(Available cash + Investments)/monthly fixed operational expenditure	536.3%	532.6%	5.14	0.0	0.0	0.0	0.0	0.0





List type of FBS service	Ref.	Formal settlements - (50 kwh per indigent household per month Rands)	8 077 306	8 077 306	-	-	-	-	-	8 077	8 561 944	9 075 661	
		Number of HH receiving this type of FBS	4 800	4 800	-	-	-	-	-	-	5	4 800	4 800
		Informal settlements (Rands)	-	-	-	-	-	-	-	-	-	-	-
		Number of HH receiving this type of FBS	-	-	-	-	-	-	-	-	-	-	-
		Informal settlements targeted for upgrading (Rands)	-	-	-	-	-	-	-	-	-	-	-
		Number of HH receiving this type of FBS	-	-	-	-	-	-	-	-	-	-	-
		Living in informal backyard rental agreement (Rands)	-	-	-	-	-	-	-	-	-	-	-
		Number of HH receiving this type of FBS	-	-	-	-	-	-	-	-	-	-	-
		Other (Rands)	-	-	-	-	-	-	-	-	-	-	-
		Number of HH receiving this type of FBS	-	-	-	-	-	-	-	-	-	-	-
Total cost of FBS - Electricity for informal settlements			-	-	-	-	-	-	-	-	-	-	
Location of households for each type of FBS			-	-	-	-	-	-	-	-	-	-	
List type of FBS service	Ref.	Formal settlements - (6 kilolitre per indigent household per month Rands)	5 906 880	5 906 880	-	-	-	-	-	5 907	6 261 292	6 636 970	
		Number of HH receiving this type of FBS	4 800	4 800	-	-	-	-	-	5	4 800	4 800	
		Informal settlements (Rands)	-	-	-	-	-	-	-	-	-	-	
		Number of HH receiving this type of FBS	-	-	-	-	-	-	-	-	-	-	
		Informal settlements targeted for upgrading (Rands)	-	-	-	-	-	-	-	-	-	-	
		Number of HH receiving this type of FBS	-	-	-	-	-	-	-	-	-	-	
		Living in informal backyard rental agreement (Rands)	-	-	-	-	-	-	-	-	-	-	
		Number of HH receiving this type of FBS	-	-	-	-	-	-	-	-	-	-	
		Other (Rands)	-	-	-	-	-	-	-	-	-	-	
		Number of HH receiving this type of FBS	-	-	-	-	-	-	-	-	-	-	
Total cost of FBS - Water for informal settlements			-	-	-	-	-	-	-	-	-		
Location of households for each type of FBS			-	-	-	-	-	-	-	-	-		
List type of FBS service	Ref.	Formal settlements - (free sanitation service to indigent households)	7 330 176	7 330 176	-	-	-	-	-	7 330	7 769 987	8 236 186	
		Number of HH receiving this type of FBS	4 800	4 800	-	-	-	-	-	5	4 800	4 800	
		Informal settlements (Rands)	-	-	-	-	-	-	-	-	-	-	
		Number of HH receiving this type of FBS	-	-	-	-	-	-	-	-	-	-	
		Informal settlements targeted for upgrading (Rands)	-	-	-	-	-	-	-	-	-	-	
		Number of HH receiving this type of FBS	-	-	-	-	-	-	-	-	-	-	
		Living in informal backyard rental agreement (Rands)	-	-	-	-	-	-	-	-	-	-	
		Number of HH receiving this type of FBS	-	-	-	-	-	-	-	-	-	-	
		Other (Rands)	-	-	-	-	-	-	-	-	-	-	
		Number of HH receiving this type of FBS	-	-	-	-	-	-	-	-	-	-	
Total cost of FBS - Sanitation for informal settlements			-	-	-	-	-	-	-	-	-		
Location of households for each type of FBS			-	-	-	-	-	-	-	-	-		
List type of FBS service	Ref.	Formal settlements - (removed once a week to indigent households)	14 577 408	14 577 408	-	-	-	-	-	14 577	15 452 052	16 379 175	
		Number of HH receiving this type of FBS	4 800	4 800	-	-	-	-	-	5	4 800	4 800	
		Informal settlements (Rands)	-	-	-	-	-	-	-	-	-	-	
		Number of HH receiving this type of FBS	-	-	-	-	-	-	-	-	-	-	
		Informal settlements targeted for upgrading (Rands)	-	-	-	-	-	-	-	-	-	-	
		Number of HH receiving this type of FBS	-	-	-	-	-	-	-	-	-	-	
		Living in informal backyard rental agreement (Rands)	-	-	-	-	-	-	-	-	-	-	
		Number of HH receiving this type of FBS	-	-	-	-	-	-	-	-	-	-	
		Other (Rands)	-	-	-	-	-	-	-	-	-	-	
		Number of HH receiving this type of FBS	-	-	-	-	-	-	-	-	-	-	
Total cost of FBS - Refuse Removal for informal settlements			-	-	-	-	-	-	-	-	-		
Location of households for each type of FBS			-	-	-	-	-	-	-	-	-		

## WC032 Overstrand - Supporting Table SB6 Adjustments Budget - funding measurement - 30/04/2025

Description	Ref	MFMA section	2021/22	2022/23	2023/24	Medium Term Revenue and Expenditure Framework				
			Audited Outcome	Audited Outcome	Audited Outcome	Original Budget	Prior Adjusted	Adjusted Budget	Budget Year +1 2025/26	Budget Year +2 2026/27
<b>Funding measures</b>										
Cash/cash equivalents at the year end - R'000	1	18(1)b	616 280	646 535	–	660 378	676 391	676 391	692 508	698 052
Cash + investments at the yr end less applications - R'000	2	18(1)b	474 258	500 849	–	516 302	584 718	539 087	626 788	622 003
Cash year end/monthly employee/supplier payments	3	18(1)b	0	0	–	–	–	–	–	–
Surplus/(Deficit) excluding depreciation offsets: R'000	4	18(1)	–	–	–	(41 415)	(3 557)	–	–	–
Service charge rev % change - macro CPIX target exclusive	5	18(1)a,(2)	0.051857592	-3.1%	–	0.0%	0.0%	0.0%	0.0%	0.0%
Cash receipts % of Ratepayer & Other revenue	6	18(1)a,(2)	0.0%	0.0%	0.0%	82.8%	81.9%	0.0%	0.0%	0.0%
Debt impairment expense as a % of total billable revenue	7	18(1)a,(2)	4.8%	5.1%	–	3.8%	4.5%	4.5%	3.8%	3.8%
Capital payments % of capital expenditure	8	18(1)c,19	99.0%	96.8%	–	100.0%	99.0%	0.0%	0.0%	0.0%
Borrowing receipts % of capital expenditure (excl. transfers)	9	18(1)c	49.5%	65.4%	–	78.1%	67.4%	51.1%	98.7%	60.0%
Grants % of Govt. legislated/gazetted allocations	10	18(1)a	–	–	–	100.0%	33.5%	33.1%	21.0%	19.5%
Current consumer debtors % change - incr(decr)	11	18(1)a	9.5%	9.3%	–	–	–	–	1.7%	-0.2%
Long term receivables % change - incr(decr)	12	18(1)a	11.5%	12.7%	–	–	–	–	-100.0%	0.0%
R&M % of Property Plant & Equipment	13	20(1)(vi)	6.8%	6.8%	–	7.1%	7.6%	7.6%	7.5%	8.0%
Asset renewal % of capital budget	14	20(1)(vi)	16.1%	9.2%	–	10.5%	9.1%	9.1%	20.1%	16.4%

**References**

1. Positive cash balances indicative of minimum compliance - subject to 2
2. Deduct applications (defined) from cash balances
3. Indicative of sufficient liquidity to meet average monthly operating payments
4. Indicative of funded operational requirements
5. Indicative of adherence to macro-economic targets (prior to 2003/04 revenue not available for high capacity municipalities and later for other capacity classifications)
6. Realistic average cash collection forecasts as % of annual billed revenue
7. Realistic average increase in doubtful debt provision
8. Indicative of planned capital expenditure level & cash payment timing
9. Indicative of compliance with borrowing 'only' for the capital budget - should not exceed 100% unless refinancing
10. Substantiation of National/Province allocations included in budget
11. Indicative of realistic current arrear debtor collection targets (prior to 2003/04 revenue not available for high cap municipalities and later for other capacity classifications)
12. Indicative of realistic long term arrear debtor collection targets (prior to 2003/04 revenue not available for high cap municipalities and later for other capacity classifications)
13. Indicative of a credible allowance for repairs & maintenance of assets
14. Indicative of a credible allowance for asset renewal (requires analysis of asset renewal projects as % of total capital projects - detailed capital plan)

**Macro CPIX target**

	2021/22	2022/23	2023/24	2024/25	2025/26	2026/27
Total service charge revenue	1 590 244	1 672 576	–	–	–	–
Total service charge revenue - previous year	–	–	–	–	–	–
Provincial government gazetted allocations	–	–	–	30 605	58 149	58 149
National government DoRA allocations	–	–	–	225 191	228 971	226 896
Cash receipts from ratepayers	1 510 828	1 585 364	1 585 364	1 640 588	1 620 404	–
Ratepayer & Other revenue	1 825 501	1 935 143	–	–	–	–
Change in debtors	–	–	–	–	3 666	3 232

WC032 Overstrand - Supporting Table SB7 Adjustments Budget - transfers and grant receipts - 30/04/2025

Description	Ref	Budget Year 2024/25							Budget Year	Budget Year
		Original Budget	Prior Adjusted	Multi-year capital	Nat. or Prov. Govt	Other Adjus.	Total Adjus.	Adjusted Budget	+1 2025/26	+2 2026/27
		A	7 A1	8 B	9 C	10 D	11 E	12 F	Adjusted Budget	Adjusted Budget
<b>R thousands</b>										
<b>RECEIPTS:</b>	1, 2									
<b>Operating Transfers and Grants</b>										
<b>National Government:</b>		172 592	172 592	-	-	(300)	(300)	172 292	181 606	192 629
Operational Revenue:General Revenue:Equitable Share	3	168 794	168 794	-	-	-	-	168 794	179 596	190 729
Operational:Revenue:General Revenue:Fuel Levy		-	-	-	-	-	-	-	-	-
2014 African Nations Championship Host City Operating Grant [Schedule 5B]		-	-	-	-	-	-	-	-	-
Agriculture Research and Technology		-	-	-	-	-	-	-	-	-
Agriculture, Conservation and Environmental		-	-	-	-	-	-	-	-	-
Arts and Culture Sustainable Resource Management		-	-	-	-	-	-	-	-	-
Community Library		-	-	-	-	-	-	-	-	-
Department of Environmental Affairs		-	-	-	-	-	-	-	-	-
Department of Tourism		-	-	-	-	-	-	-	-	-
Department of Water Affairs and Sanitation Masibambane		-	-	-	-	-	-	-	-	-
Emergency Medical Service		-	-	-	-	-	-	-	-	-
Energy Efficiency and Demand-side [Schedule 5B]		-	-	-	-	-	-	-	-	-
Expanded Public Works Programme Integrated Grant for Municipalities [Schedule 5B]		1 898	1 898	-	-	-	-	1 898	-	-
HIV and Aids		-	-	-	-	-	-	-	-	-
Housing Accreditation		-	-	-	-	-	-	-	-	-
Housing Top structure		-	-	-	-	-	-	-	-	-
Infrastructure Skills Development Grant [Schedule 5B]		-	-	-	-	-	-	-	-	-
Integrated City Development Grant		-	-	-	-	-	-	-	-	-
Khayelitsha Urban Renewal		-	-	-	-	-	-	-	-	-
Local Government Financial Management Grant [Schedule 5B]		1 700	1 700	-	-	(300)	(300)	1 400	1 800	1 900
Mitchell's Plain Urban Renewal		-	-	-	-	-	-	-	-	-
Municipal Demarcation and Transition Grant [Schedule 5B]		-	-	-	-	-	-	-	-	-
Municipal Disaster Grant [Schedule 5B]		-	-	-	-	-	-	-	-	-
Municipal Human Settlement Capacity Grant [Schedule 5B]		-	-	-	-	-	-	-	-	-
Municipal Systems Improvement Grant		-	-	-	-	-	-	-	-	-
Natural Resource Management Project		-	-	-	-	-	-	-	-	-
Neighbourhood Development Partnership Grant		-	-	-	-	-	-	-	-	-
Operation Clean Audit		-	-	-	-	-	-	-	-	-
Municipal Disaster Recovery Grant		-	-	-	-	-	-	-	-	-
Public Service Improvement Facility		-	-	-	-	-	-	-	-	-
Public Transport Network Operations Grant [Schedule 5B]		-	-	-	-	-	-	-	-	-
Restructuring - Seed Funding		-	-	-	-	-	-	-	-	-
Revenue Enhancement Grant Debtors Book		-	-	-	-	-	-	-	-	-
Rural Road Asset Management Systems Grant		-	-	-	-	-	-	-	-	-
Sport and Recreation		-	-	-	-	-	-	-	-	-
Terrestrial Invasive Alien Plants		-	-	-	-	-	-	-	-	-
Water Services Operating Subsidy Grant [Schedule 5B]		-	-	-	-	-	-	-	-	-
Health Hygiene in Informal Settlements		-	-	-	-	-	-	-	-	-
Municipal Infrastructure Grant [Schedule 5B]		200	200	-	-	-	-	200	210	-
Water Services Infrastructure Grant		-	-	-	-	-	-	-	-	-
Public Transport Network Grant [Schedule 5B]		-	-	-	-	-	-	-	-	-
Smart Connect Grant		-	-	-	-	-	-	-	-	-
Urban Settlement Development Grant		-	-	-	-	-	-	-	-	-
WiFi Grant [Department of Telecommunications and Postal Services		-	-	-	-	-	-	-	-	-
Street Lighting		-	-	-	-	-	-	-	-	-
Traditional Leaders - Imbizion		-	-	-	-	-	-	-	-	-
Department of Water and Sanitation Smart Living Handbook		-	-	-	-	-	-	-	-	-
Integrated National Electrification Programme Grant		-	-	-	-	-	-	-	-	-
Municipal Restructuring Grant		-	-	-	-	-	-	-	-	-
Regional Bulk Infrastructure Grant		-	-	-	-	-	-	-	-	-
Municipal Emergency Housing Grant		-	-	-	-	-	-	-	-	-
Metro Informal Settlements Partnership Grant		-	-	-	-	-	-	-	-	-
Integrated Urban Development Grant		-	-	-	-	-	-	-	-	-
Programme and Project Preparation Support Grant		-	-	-	-	-	-	-	-	-
<b>Provincial Government:</b>		101 886	104 409	-	-	-	-	104 409	17 815	18 349
Community Library Services Grant		8 608	8 608	-	-	-	-	8 608	-	-
Resource funding for the establish & support of K9 Unit		3 772	4 172	-	-	-	-	4 172	12 998	13 310
Community Development Workers		76	76	-	-	-	-	76	-	-
Maintenance & Construction of Transport Infrastructure		450	7 440	-	-	-	-	7 440	-	-
Financial Management Capability Grant		160	260	-	-	-	-	260	-	-
Resource funding for the est of Law Enforcement Rural Safety Unit		4 223	4 223	-	-	-	-	4 223	4 817	5 039
Human Settlements Dev & Informal Settlement Upgrading Partnership Grant		84 410	79 443	-	-	-	-	79 443	-	-
Title Deeds Restoration Grant		187	187	-	-	-	-	187	-	-
Public Transport		-	-	-	-	-	-	-	-	-
Road Infrastructure - Maintenance		-	-	-	-	-	-	-	-	-
Sports and Recreation		-	-	-	-	-	-	-	-	-
Waste Water Infrastructure - Maintenance		-	-	-	-	-	-	-	-	-
Water Supply Infrastructure - Maintenance		-	-	-	-	-	-	-	-	-
<b>District Municipality:</b>		-	-	-	-	-	-	-	-	-
All Grants		-	-	-	-	-	-	-	-	-
<b>Other grant providers:</b>		-	692	-	-	400	400	1 092	-	-
Departmental Agencies and Accounts		-	-	-	-	400	400	400	-	-
Foreign Government and International Organisations		-	692	-	-	-	-	692	-	-
Households		-	-	-	-	-	-	-	-	-
Non-profit Institutions		-	-	-	-	-	-	-	-	-
Private Enterprises		-	-	-	-	-	-	-	-	-
Public Corporations		-	-	-	-	-	-	-	-	-
Higher Educational Institutions		-	-	-	-	-	-	-	-	-
Parent Municipality / Entity		-	-	-	-	-	-	-	-	-
<b>Total Operating Transfers and Grants</b>	6	274 478	277 693	-	-	100	100	277 793	199 421	210 978
<b>Capital Transfers and Grants</b>										
<b>National Government:</b>		52 299	52 266	-	-	(1 775)	(1 775)	50 491	47 910	37 734
Integrated National Electrification Programme (Municipal Grant) [Schedule 5B]		19 334	19 334	-	-	-	-	19 334	9 900	9 551
Municipal Infrastructure Grant [Schedule 5B]		24 965	24 932	-	-	-	-	24 932	26 010	28 183
Municipal Water Infrastructure Grant [Schedule 5B]		-	-	-	-	-	-	-	-	-
Neighbourhood Development Partnership Grant [Schedule 5B]		-	-	-	-	-	-	-	-	-
Public Transport Infrastructure Grant [Schedule 5B]		-	-	-	-	-	-	-	-	-
Rural Household Infrastructure Grant [Schedule 5B]		-	-	-	-	-	-	-	-	-
Rural Road Asset Management Systems Grant [Schedule 5B]		-	-	-	-	-	-	-	-	-
Urban Settlement Development Grant [Schedule 4B]		-	-	-	-	-	-	-	-	-
Municipal Human Settlement		-	-	-	-	-	-	-	-	-
Community Library		-	-	-	-	-	-	-	-	-
Integrated City Development Grant [Schedule 4B]		-	-	-	-	-	-	-	-	-
Municipal Disaster Recovery Grant [Schedule 4B]		-	-	-	-	-	-	-	-	-

Description	Ref	Budget Year 2024/25						Budget Year	Budget Year	
		Original	Prior Adjusted	Multi-year	Nat. or Prov.	Other Adjus.	Total Adjus.	Adjusted	Adjusted	
		A	7 A1	8 B	9 C	10 D	11 E	12 F	+1 2025/26 Budget	+2 2026/27 Budget
<b>R thousands</b>										
Energy Efficiency and Demand Side Management Grant		-	-	-	-	-	-	-	-	-
Khayelitsha Urban Renewal		-	-	-	-	-	-	-	-	-
Local Government Financial Management Grant [Schedule 5B]		-	-	-	-	300	300	300	-	-
Municipal Systems Improvement Grant [Schedule 5B]		-	-	-	-	-	-	-	-	-
Public Transport Network Grant [Schedule 5B]		-	-	-	-	-	-	-	-	-
Public Transport Network Operations Grant [Schedule 5B]		-	-	-	-	-	-	-	-	-
Regional Bulk Infrastructure Grant (Schedule 5B)		-	-	-	-	-	-	-	-	-
Water Services Infrastructure Grant [Schedule 5B]		8 000	8 000	-	-	(2 075)	(2 075)	5 925	12 000	-
WiFi Connectivity		-	-	-	-	-	-	-	-	-
Expanded Public Works Programme Integrated Grant for Municipalities [Schedule 5B]		-	-	-	-	-	-	-	-	-
Aquaaponic Project		-	-	-	-	-	-	-	-	-
Restition Settlement		-	-	-	-	-	-	-	-	-
Infrastructure Skills Development Grant [Schedule 5B]		-	-	-	-	-	-	-	-	-
Restructuring Seed Funding		-	-	-	-	-	-	-	-	-
Municipal Disaster Relief Grant		-	-	-	-	-	-	-	-	-
Municipal Emergency Housing Grant		-	-	-	-	-	-	-	-	-
Metro Informal Settlements Partnership Grant		-	-	-	-	-	-	-	-	-
Integrated Urban Development Grant		-	-	-	-	-	-	-	-	-
<b>Provincial Government:</b>		<b>13 129</b>	<b>32 544</b>	<b>-</b>	<b>-</b>	<b>-</b>	<b>-</b>	<b>32 544</b>	<b>-</b>	<b>9 000</b>
Non-Motorised Transport Infrastructure		-	1 100	-	-	-	-	1 100	-	-
Capacity Building and Other		-	-	-	-	-	-	-	-	-
Disaster and Emergency Services		-	-	-	-	-	-	-	-	-
Health		-	-	-	-	-	-	-	-	-
Housing		-	-	-	-	-	-	-	-	-
Human Settlements Dev & Informal Settlement Upgrading Partnership Grant		13 129	31 444	-	-	-	-	31 444	-	9 000
Libraries, Archives and Museums		-	-	-	-	-	-	-	-	-
Other		-	-	-	-	-	-	-	-	-
Public Transport		-	-	-	-	-	-	-	-	-
Road Infrastructure		-	-	-	-	-	-	-	-	-
Sports and Recreation		-	-	-	-	-	-	-	-	-
Waste Water Infrastructure		-	-	-	-	-	-	-	-	-
Water Supply Infrastructure		-	-	-	-	-	-	-	-	-
<b>District Municipality:</b>		<b>-</b>	<b>-</b>	<b>-</b>	<b>-</b>	<b>-</b>	<b>-</b>	<b>-</b>	<b>-</b>	<b>-</b>
All Grants		-	-	-	-	-	-	-	-	-
<b>Other grant providers:</b>		<b>-</b>	<b>-</b>	<b>-</b>	<b>-</b>	<b>-</b>	<b>-</b>	<b>-</b>	<b>-</b>	<b>-</b>
Departmental Agencies and Accounts		-	-	-	-	-	-	-	-	-
Foreign Government and International Organisations		-	-	-	-	-	-	-	-	-
Households		-	-	-	-	-	-	-	-	-
Non-Profit Institutions		-	-	-	-	-	-	-	-	-
Private Enterprises		-	-	-	-	-	-	-	-	-
Public Corporations		-	-	-	-	-	-	-	-	-
Higher Educational Institutions		-	-	-	-	-	-	-	-	-
Parent Municipality / Entity		-	-	-	-	-	-	-	-	-
Transfer from Operational Revenue		-	-	-	-	-	-	-	-	-
<b>Total Capital Transfers and Grants</b>	<b>6</b>	<b>65 428</b>	<b>84 810</b>	<b>-</b>	<b>-</b>	<b>(1 775)</b>	<b>(1 775)</b>	<b>83 035</b>	<b>47 910</b>	<b>46 734</b>
<b>TOTAL RECEIPTS OF TRANSFERS &amp; GRANTS</b>		<b>339 906</b>	<b>362 503</b>	<b>-</b>	<b>-</b>	<b>(1 675)</b>	<b>(1 675)</b>	<b>360 828</b>	<b>247 331</b>	<b>257 712</b>

WC032 Overstrand - Supporting Table SB8 Adjustments Budget - expenditure on transfers and grant programme - 30/04/2025

Description	Ref	Budget Year 2024/25							Budget Year	Budget Year
		Original Budget	Prior Adjusted	Multi-year capital	Nat. or Prov. Govt	Other Adjus.	Total Adjus.	Adjusted Budget	+1 2025/26	+2 2026/27
		A	A1	B	C	D	E	F		
<b>R thousands</b>										
<b>EXPENDITURE ON TRANSFERS AND GRANT PROGRAM:</b>										
<b>Operating expenditure of Transfers and Grants</b>										
<b>National Government:</b>										
		4 098	4 226	-	-	(300)	(300)	3 926	2 010	1 900
Operational Revenue:General Revenue:Equitable Share		-	-	-	-	-	-	-	-	-
Operational:Revenue:General Revenue:Fuel Levy		-	-	-	-	-	-	-	-	-
2014 African Nations Championship Host City Operating Grant [Schedule 5B]		-	-	-	-	-	-	-	-	-
Agriculture Research and Technology		-	-	-	-	-	-	-	-	-
Agriculture, Conservation and Environmental		-	-	-	-	-	-	-	-	-
Arts and Culture Sustainable Resource Management		-	-	-	-	-	-	-	-	-
Community Library		-	-	-	-	-	-	-	-	-
Department of Environmental Affairs		-	-	-	-	-	-	-	-	-
Department of Tourism		-	-	-	-	-	-	-	-	-
Department of Water Affairs and Sanitation Masibambane		-	-	-	-	-	-	-	-	-
Emergency Medical Service		-	-	-	-	-	-	-	-	-
Energy Efficiency and Demand-side [Schedule 5B]		-	-	-	-	-	-	-	-	-
Expanded Public Works Programme Integrated Grant for Municipalities [Schedule 5B]		1 898	1 898	-	-	-	-	1 898	-	-
HIV and Aids		-	-	-	-	-	-	-	-	-
Housing Accreditation		-	-	-	-	-	-	-	-	-
Housing Top structure		-	-	-	-	-	-	-	-	-
Infrastructure Skills Development Grant [Schedule 5B]		-	-	-	-	-	-	-	-	-
Integrated City Development Grant		-	-	-	-	-	-	-	-	-
Khayelitsha Urban Renewal		-	-	-	-	-	-	-	-	-
Local Government Financial Management Grant [Schedule 5B]		1 700	1 700	-	-	(300)	(300)	1 400	1 800	1 900
Mitchell's Plain Urban Renewal		-	-	-	-	-	-	-	-	-
Municipal Demarcation and Transition Grant [Schedule 5B]		-	-	-	-	-	-	-	-	-
Municipal Disaster Grant [Schedule 5B]		300	428	-	-	-	-	428	-	-
Municipal Human Settlement Capacity Grant [Schedule 5B]		-	-	-	-	-	-	-	-	-
Municipal Systems Improvement Grant		-	-	-	-	-	-	-	-	-
Natural Resource Management Project		-	-	-	-	-	-	-	-	-
Neighbourhood Development Partnership Grant		-	-	-	-	-	-	-	-	-
Operation Clean Audit		-	-	-	-	-	-	-	-	-
Municipal Disaster Recovery Grant		-	-	-	-	-	-	-	-	-
Public Service Improvement Facility		-	-	-	-	-	-	-	-	-
Public Transport Network Operations Grant [Schedule 5B]		-	-	-	-	-	-	-	-	-
Restructuring - Seed Funding		-	-	-	-	-	-	-	-	-
Revenue Enhancement Grant Debtors Book		-	-	-	-	-	-	-	-	-
Rural Road Asset Management Systems Grant		-	-	-	-	-	-	-	-	-
Sport and Recreation		-	-	-	-	-	-	-	-	-
Terrestrial Invasive Alien Plants		-	-	-	-	-	-	-	-	-
Water Services Operating Subsidy Grant [Schedule 5B]		-	-	-	-	-	-	-	-	-
Health Hygiene in Informal Settlements		-	-	-	-	-	-	-	-	-
Municipal Infrastructure Grant [Schedule 5B]		200	200	-	-	-	-	200	210	-
Water Services Infrastructure Grant		-	-	-	-	-	-	-	-	-
Public Transport Network Grant [Schedule 5B]		-	-	-	-	-	-	-	-	-
Smart Connect Grant		-	-	-	-	-	-	-	-	-
Urban Settlement Development Grant		-	-	-	-	-	-	-	-	-
WiFi Grant [Department of Telecommunications and Postal Services		-	-	-	-	-	-	-	-	-
Street Lighting		-	-	-	-	-	-	-	-	-
Traditional Leaders - Imbizon		-	-	-	-	-	-	-	-	-
Department of Water and Sanitation Smart Living Handbook		-	-	-	-	-	-	-	-	-
Integrated National Electrification Programme Grant		-	-	-	-	-	-	-	-	-
Municipal Restructuring Grant		-	-	-	-	-	-	-	-	-
Regional Bulk Infrastructure Grant		-	-	-	-	-	-	-	-	-
Municipal Emergency Housing Grant		-	-	-	-	-	-	-	-	-
Metro Informal Settlements Partnership Grant		-	-	-	-	-	-	-	-	-
Integrated Urban Development Grant		-	-	-	-	-	-	-	-	-
Programme and Project Preparation Support Grant		-	-	-	-	-	-	-	-	-
<b>Provincial Government:</b>		<b>101 886</b>	<b>105 032</b>	<b>-</b>	<b>-</b>	<b>-</b>	<b>-</b>	<b>105 032</b>	<b>64 534</b>	<b>28 849</b>
Community Library Services Grant		8 608	8 608	-	-	-	-	8 608	-	-
Resource funding for the establish & support of K9 Unit		3 772	4 172	-	-	-	-	4 172	12 998	13 310
Community Development Workers		76	76	-	-	-	-	76	-	-
Maintenance & Construction of Transport Infrastructure		450	7 440	-	-	-	-	7 440	-	-
Financial Management Capability Grant		160	260	-	-	-	-	260	-	-
Resource funding for the est of Law Enforcement Rural Safety Unit		4 223	4 223	-	-	-	-	4 223	4 817	5 039
Human Settlements Dev & Informal Settlement Upgrading Partnership Grant		84 410	79 443	-	-	-	-	79 443	46 719	10 500
Title Deeds Restoration Grant		187	187	-	-	-	-	187	-	-
Library Service: Replacement funding		-	123	-	-	-	-	123	-	-
Municipal Service Delivery and Capacity Building Grant		-	500	-	-	-	-	500	-	-
Sports and Recreation		-	-	-	-	-	-	-	-	-
Waste Water Infrastructure - Maintenance		-	-	-	-	-	-	-	-	-
Water Supply Infrastructure - Maintenance		-	-	-	-	-	-	-	-	-
<b>District Municipality:</b>		<b>-</b>	<b>-</b>	<b>-</b>	<b>-</b>	<b>-</b>	<b>-</b>	<b>-</b>	<b>-</b>	<b>-</b>
<i>All Grants</i>		<b>-</b>	<b>-</b>	<b>-</b>	<b>-</b>	<b>-</b>	<b>-</b>	<b>-</b>	<b>-</b>	<b>-</b>
<b>Other grant providers:</b>		<b>-</b>	<b>692</b>	<b>-</b>	<b>-</b>	<b>400</b>	<b>400</b>	<b>1 092</b>	<b>-</b>	<b>-</b>
<i>Departmental Agencies and Accounts</i>		<b>-</b>	<b>-</b>	<b>-</b>	<b>-</b>	<b>400</b>	<b>400</b>	<b>400</b>	<b>-</b>	<b>-</b>
<i>Foreign Government and International Organisations</i>		<b>-</b>	<b>692</b>	<b>-</b>	<b>-</b>	<b>-</b>	<b>-</b>	<b>692</b>	<b>-</b>	<b>-</b>
<i>Households</i>		<b>-</b>	<b>-</b>	<b>-</b>	<b>-</b>	<b>-</b>	<b>-</b>	<b>-</b>	<b>-</b>	<b>-</b>
<i>Non-profit Institutions</i>		<b>-</b>	<b>-</b>	<b>-</b>	<b>-</b>	<b>-</b>	<b>-</b>	<b>-</b>	<b>-</b>	<b>-</b>
<i>Private Enterprises</i>		<b>-</b>	<b>-</b>	<b>-</b>	<b>-</b>	<b>-</b>	<b>-</b>	<b>-</b>	<b>-</b>	<b>-</b>
<i>Public Corporations</i>		<b>-</b>	<b>-</b>	<b>-</b>	<b>-</b>	<b>-</b>	<b>-</b>	<b>-</b>	<b>-</b>	<b>-</b>
<i>Higher Educational Institutions</i>		<b>-</b>	<b>-</b>	<b>-</b>	<b>-</b>	<b>-</b>	<b>-</b>	<b>-</b>	<b>-</b>	<b>-</b>
<i>Parent Municipality / Entity</i>		<b>-</b>	<b>-</b>	<b>-</b>	<b>-</b>	<b>-</b>	<b>-</b>	<b>-</b>	<b>-</b>	<b>-</b>
<b>Total Operating Transfers and Grants</b>	<b>6</b>	<b>105 984</b>	<b>109 949</b>	<b>-</b>	<b>-</b>	<b>100</b>	<b>100</b>	<b>110 049</b>	<b>66 544</b>	<b>30 749</b>
<b>Capital Transfers and Grants</b>										
<b>National Government:</b>										
		52 299	55 951	-	-	(1 775)	(1 775)	54 176	47 910	37 734
Integrated National Electrification Programme (Municipal Grant) [Schedule 5B]		19 334	19 334	-	-	-	-	19 334	9 900	9 551
Municipal Infrastructure Grant [Schedule 5B]		24 965	28 617	-	-	-	-	28 617	26 010	28 183
Municipal Water Infrastructure Grant [Schedule 5B]		-	-	-	-	-	-	-	-	-
Neighbourhood Development Partnership Grant [Schedule 5B]		-	-	-	-	-	-	-	-	-
Public Transport Infrastructure Grant [Schedule 5B]		-	-	-	-	-	-	-	-	-
Rural Household Infrastructure Grant [Schedule 5B]		-	-	-	-	-	-	-	-	-
Rural Road Asset Management Systems Grant [Schedule 5B]		-	-	-	-	-	-	-	-	-
Urban Settlement Development Grant [Schedule 4B]		-	-	-	-	-	-	-	-	-
Municipal Human Settlement		-	-	-	-	-	-	-	-	-
Community Library		-	-	-	-	-	-	-	-	-
Integrated City Development Grant [Schedule 4B]		-	-	-	-	-	-	-	-	-
Municipal Disaster Recovery Grant [Schedule 4B]		-	-	-	-	-	-	-	-	-

Description	Ref	Budget Year 2024/25						Budget Year	Budget Year
		Original Budget	Prior Adjusted	Multi-year capital	Nat. or Prov. Govt	Other Adjus.	Total Adjus.	Adjusted Budget	Adjusted Budget
		A	2 A1	3 B	4 C	5 D	6 E	7 F	+1 2025/26
<b>R thousands</b>									
Energy Efficiency and Demand Side Management Grant		-	-	-	-	-	-	-	-
Khayelitsha Urban Renewal		-	-	-	-	-	-	-	-
Local Government Financial Management Grant [Schedule 5B]		-	-	-	-	300	300	300	-
Municipal Systems Improvement Grant [Schedule 5B]		-	-	-	-	-	-	-	-
Public Transport Network Grant [Schedule 5B]		-	-	-	-	-	-	-	-
Public Transport Network Operations Grant [Schedule 5B]		-	-	-	-	-	-	-	-
Regional Bulk Infrastructure Grant (Schedule 5B)		-	-	-	-	-	-	-	-
Water Services Infrastructure Grant [Schedule 5B]		8 000	8 000	-	-	(2 075)	(2 075)	5 925	12 000
WiFi Connectivity		-	-	-	-	-	-	-	-
Expanded Public Works Programme Integrated Grant for Municipalities [Schedule 5B]		-	-	-	-	-	-	-	-
Aquaponic Project		-	-	-	-	-	-	-	-
Restifon Settlement		-	-	-	-	-	-	-	-
Infrastructure Skills Development Grant [Schedule 5B]		-	-	-	-	-	-	-	-
Restructuring Seed Funding		-	-	-	-	-	-	-	-
Municipal Disaster Relief Grant		-	-	-	-	-	-	-	-
Municipal Emergency Housing Grant		-	-	-	-	-	-	-	-
Metro Informal Settlements Partnership Grant		-	-	-	-	-	-	-	-
Integrated Urban Development Grant		-	-	-	-	-	-	-	-
<b>Provincial Government:</b>		<b>13 129</b>	<b>32 560</b>	-	-	-	-	<b>32 560</b>	<b>9 000</b>
Non-Motorised Transport Infrastructure		-	1 100	-	-	-	-	1 100	-
Capacity Building and Other		-	-	-	-	-	-	-	-
Disaster and Emergency Services		-	-	-	-	-	-	-	-
Health		-	-	-	-	-	-	-	-
Housing		-	-	-	-	-	-	-	-
Human Settlements Dev & Informal Settlement Upgrading Partnership Grant		13 129	31 444	-	-	-	-	31 444	9 000
Library Service: Replacement funding		-	16	-	-	-	-	16	-
Other		-	-	-	-	-	-	-	-
Public Transport		-	-	-	-	-	-	-	-
Road Infrastructure		-	-	-	-	-	-	-	-
Sports and Recreation		-	-	-	-	-	-	-	-
Waste Water Infrastructure		-	-	-	-	-	-	-	-
Water Supply Infrastructure		-	-	-	-	-	-	-	-
<b>District Municipality:</b>		-	-	-	-	-	-	-	-
All Grants		-	-	-	-	-	-	-	-
<b>Other grant providers:</b>		-	<b>105</b>	-	-	-	-	<b>105</b>	-
Departmental Agencies and Accounts		-	-	-	-	-	-	-	-
Foreign Government and International Organisations		-	-	-	-	-	-	-	-
Households		-	-	-	-	-	-	-	-
Non-Profit Institutions		-	-	-	-	-	-	-	-
Public Corporations		-	105	-	-	-	-	105	-
Higher Educational Institutions		-	-	-	-	-	-	-	-
Parent Municipality / Entity		-	-	-	-	-	-	-	-
<b>Total Capital Transfers and Grants</b>	6	<b>65 428</b>	<b>88 616</b>	-	-	<b>(1 775)</b>	<b>(1 775)</b>	<b>86 841</b>	<b>47 910</b>
<b>TOTAL EXPENDITURE OF TRANSFERS &amp; GRANTS</b>		<b>171 412</b>	<b>198 565</b>	-	-	<b>(1 675)</b>	<b>(1 675)</b>	<b>196 890</b>	<b>77 483</b>

WC032 Overstrand - Supporting Table SB9 Adjustments Budget - reconciliation of transfers, grant receipts, and unspent funds - 30/04/2021

Description	Ref	Budget Year 2024/25						Budget Year	Budget Year	
		Original Budget	Prior Adjusted	Multi-year capital	Nat. or Prov. Govt	Other Adjus.	Total Adjus.	Adjusted Budget	Adjusted Budget	
		A	2 A1	3 B	4 C	5 D	6 E	7 F	+1 2025/26	+2 2026/27
<b>R thousands</b>										
<b>Operating transfers and grants:</b>										
<b>National Government</b>										
Balance unspent at beginning of the year		-	-	-	-	-	-	-	-	-
Current year receipts		(4 098)	(4 226)	-	-	-	-	(4 226)	(2 010)	(1 900)
Conditions met - transferred to revenue		4 098	4 226	-	-	(300)	(300)	3 926	2 010	1 900
Conditions still to be met - transferred to liabilities		-	-	-	-	-	-	-	-	-
<b>Closing Balance</b>		-	-	-	-	(300)	(300)	(300)	-	-
<b>Provincial Government:</b>										
Balance unspent at beginning of the year		-	-	-	-	-	-	-	-	-
Current year receipts		(17 316)	(25 429)	-	-	-	-	(25 429)	(17 815)	(18 349)
Conditions met - transferred to revenue		17 316	25 429	-	-	-	-	25 429	17 815	18 349
Conditions still to be met - transferred to liabilities		-	-	-	-	-	-	-	-	-
<b>Closing Balance</b>		-	-	-	-	-	-	-	-	-
<b>District Municipality:</b>										
Balance unspent at beginning of the year		-	-	-	-	-	-	-	-	-
Current year receipts		-	-	-	-	-	-	-	-	-
Conditions met - transferred to revenue		-	-	-	-	-	-	-	-	-
Conditions still to be met - transferred to liabilities		-	-	-	-	-	-	-	-	-
<b>Closing Balance</b>		-	-	-	-	-	-	-	-	-
<b>Other grant providers:</b>										
Balance unspent at beginning of the year		-	-	-	-	-	-	-	-	-
Current year receipts		-	(692)	-	-	-	-	(692)	-	-
Conditions met - transferred to revenue		-	692	-	-	400	400	1 092	-	-
Conditions still to be met - transferred to liabilities		-	-	-	-	-	-	-	-	-
<b>Closing Balance</b>		-	-	-	-	400	400	400	-	-
<b>Total operating transfers and grants revenue</b>		<b>21 414</b>	<b>30 346</b>	-	-	<b>100</b>	<b>100</b>	<b>30 446</b>	<b>19 825</b>	<b>20 249</b>
<b>Total operating transfers and grants - CTBM</b>	2	-	-	-	-	<b>100</b>	<b>100</b>	<b>100</b>	-	-
<b>Capital transfers and grants:</b>										
<b>National Government</b>										
Balance unspent at beginning of the year		-	-	-	-	-	-	-	-	-
Current year receipts		(52 299)	(55 951)	-	-	-	-	(55 951)	(47 910)	(37 734)
Conditions met - transferred to revenue		52 299	55 951	-	-	(1 775)	(1 775)	54 176	47 910	37 734
Conditions still to be met - transferred to liabilities		-	-	-	-	-	-	-	-	-
<b>Closing Balance</b>		-	-	-	-	(1 775)	(1 775)	(1 775)	-	-
<b>Provincial Government:</b>										
Balance unspent at beginning of the year		-	-	-	-	-	-	-	-	-
Current year receipts		(13 129)	(32 560)	-	-	-	-	(32 560)	-	(9 000)
Conditions met - transferred to revenue		13 129	32 560	-	-	-	-	32 560	-	9 000
Conditions still to be met - transferred to liabilities		-	-	-	-	-	-	-	-	-
<b>Closing Balance</b>		-	-	-	-	-	-	-	-	-
<b>District Municipality:</b>										
Balance unspent at beginning of the year		-	-	-	-	-	-	-	-	-
Current year receipts		-	-	-	-	-	-	-	-	-
Conditions met - transferred to revenue		-	-	-	-	-	-	-	-	-
Conditions still to be met - transferred to liabilities		-	-	-	-	-	-	-	-	-
<b>Closing Balance</b>		-	-	-	-	-	-	-	-	-
<b>Other grant providers:</b>										
Balance unspent at beginning of the year		(105)	(105)	-	-	-	-	(105)	-	-
Current year receipts		-	-	-	-	-	-	-	-	-
Conditions met - transferred to revenue		105	105	-	-	-	-	105	-	-
Conditions still to be met - transferred to liabilities		-	-	-	-	-	-	-	-	-
<b>Closing Balance</b>		-	-	-	-	-	-	-	-	-
<b>Total capital transfers and grants revenue</b>		<b>65 533</b>	<b>88 616</b>	-	-	<b>(1 775)</b>	<b>(1 775)</b>	<b>86 841</b>	<b>47 910</b>	<b>46 734</b>
<b>Total capital transfers and grants - CTBM</b>		-	-	-	-	<b>(1 775)</b>	<b>(1 775)</b>	<b>(1 775)</b>	-	-
<b>TOTAL TRANSFERS AND GRANTS REVENUE</b>		<b>86 947</b>	<b>118 962</b>	-	-	<b>(1 675)</b>	<b>(1 675)</b>	<b>117 287</b>	<b>67 735</b>	<b>66 983</b>
<b>TOTAL TRANSFERS AND GRANTS - CTBM</b>		-	-	-	-	<b>(1 675)</b>	<b>(1 675)</b>	<b>(1 675)</b>	-	-

WC032 Overstrand - Supporting Table SB10 Adjustments Budget - transfers and grants made by the municipality - 30/04/2025

Description	Ref	Budget Year 2024/25									Budget Year +1 2025/26	Budget Year +2 2026/27
		Original Budget A	Prior Adjusted 6 A1	Accum. Funds 7 B	Multi-year capital 8 C	Unfore. Unavoid. 9 D	Nat. or Prov. Govt 10 E	Other Adjusts. 11 F	Total Adjusts. 12 G	Adjusted Budget 13 H	Adjusted Budget	Adjusted Budget
<b>R thousands</b>												
<b>Cash transfers to other municipalities</b>												
Operational	1	-	-	-	-	-	-	-	-	-	-	-
Capital		-	-	-	-	-	-	-	-	-	-	-
<b>Total Cash Transfers To Municipalities:</b>		-	-	-	-	-	-	-	-	-	-	-
<b>Cash transfers to Entities/Other External Mechanisms</b>												
Operational	2	-	-	-	-	-	-	-	-	-	-	-
Capital		-	-	-	-	-	-	-	-	-	-	-
<b>Total Cash Transfers To Entities/Ems'</b>		-	-	-	-	-	-	-	-	-	-	-
<b>Cash transfers to other Organs of State</b>												
Operational	3	-	-	-	-	-	-	-	-	-	-	-
Capital		-	-	-	-	-	-	-	-	-	-	-
<b>Total Cash Transfers To Other Organs Of State:</b>		-	-	-	-	-	-	-	-	-	-	-
<b>Cash transfers to other Organisations</b>												
Operational	4	800	-	-	-	-	-	-	-	-	840	882
Capital		-	-	-	-	-	-	-	-	-	-	-
<b>Total Cash Transfers To Organisations</b>		800	-	-	-	-	-	-	-	-	840	882
<b>Cash Transfers to Groups of Individuals</b>												
Operational	4	16 617	16 717	-	-	-	-	-	-	16 717	15 810	16 427
Capital		-	-	-	-	-	-	-	-	-	-	-
<b>Total Cash Transfers To Groups Of Individuals:</b>		16 617	16 717	-	-	-	-	-	-	16 717	15 810	16 427
<b>TOTAL CASH TRANSFERS AND GRANTS</b>	5	17 417	16 717	-	-	-	-	-	-	16 717	16 650	17 309
<b>Non-cash transfers to other municipalities</b>												
Operational	1	-	-	-	-	-	-	-	-	-	-	-
Capital		-	-	-	-	-	-	-	-	-	-	-
<b>Total Non-Cash Transfers To Municipalities:</b>		-	-	-	-	-	-	-	-	-	-	-
<b>Non-cash transfers to Entities/Other External Mechanisms</b>												
Operational	2	-	-	-	-	-	-	-	-	-	-	-
Capital		-	-	-	-	-	-	-	-	-	-	-
<b>Total Non-Cash Transfers To Entities/Ems'</b>		-	-	-	-	-	-	-	-	-	-	-
<b>Non-cash transfers to other Organs of State</b>												
Operational	3	-	-	-	-	-	-	-	-	-	-	-
Capital		-	-	-	-	-	-	-	-	-	-	-
<b>Total Non-Cash Transfers To Other Organs Of State:</b>		-	-	-	-	-	-	-	-	-	-	-
<b>Non-cash transfers to other Organisations</b>												
Operational	4	-	-	-	-	-	-	-	-	-	-	-
Capital		-	-	-	-	-	-	-	-	-	-	-
<b>TOTAL NON-CASH TRANSFERS TO OTHER ORGANISATIONS:</b>		-	-	-	-	-	-	-	-	-	-	-
<b>Non-cash transfers to Groups of Individuals</b>												
Operational	4	-	-	-	-	-	-	-	-	-	-	-
Capital		-	-	-	-	-	-	-	-	-	-	-
<b>Total Non-Cash Grants To Groups Of Individuals:</b>		-	-	-	-	-	-	-	-	-	-	-
<b>TOTAL NON-CASH TRANSFERS AND GRANTS</b>	5	-	-	-	-	-	-	-	-	-	-	-
<b>TOTAL TRANSFERS AND GRANTS</b>		17 417	16 717	-	-	-	-	-	-	16 717	16 650	17 309

WC032 Overstrand - Supporting Table SB11 Adjustments Budget - councillor and staff benefits - 30/04/2021:

Summary of remuneration	Ref	Budget Year 2024/25										% change
		Original Budget	Prior Adjusted	Accum. Funds	Multi-year capital	Unfore. Unavoid.	Nat. or Prov. Govt	Other Adjusts.	Total Adjusts.	Adjusted Budget		
		A	A1	B	C	D	E	F	G	H		
<b>R thousands</b>												
<b>Councillors (Political Office Bearers plus Other)</b>												
Basic Salaries and Wages		12 643	12 237							12 237	-3.2%	
Pension and UIF Contributions		-	-							-	0.0%	
Medical Aid Contributions		-	-							-	0.0%	
Motor Vehicle Allowance		-	-							-	0.0%	
Cellphone Allowance		1 269	1 269							1 269	0.0%	
Housing Allowances		-	-							-	0.0%	
Other benefits and allowances		-	-							-	0.0%	
<b>Sub Total - Councillors</b>		<b>13 912</b>	<b>13 506</b>							<b>13 506</b>		
<b>% increase</b>			<b>-2.9%</b>								<b>-2.9%</b>	
<b>Senior Managers of the Municipality</b>												
Basic Salaries and Wages		13 713	11 582							11 582	-15.5%	
Pension and UIF Contributions		-	-							-	0.0%	
Medical Aid Contributions		-	-							-	0.0%	
Overtime		-	-							-	0.0%	
Performance Bonus		167	-							-	-100.0%	
Motor Vehicle Allowance		-	-							-	0.0%	
Cellphone Allowance		212	187							187	-11.6%	
Housing Allowances		-	-							-	0.0%	
Other benefits and allowances		-	-							-	0.0%	
Payments in lieu of leave		-	-							-	0.0%	
Long service awards		-	-							-	0.0%	
Post-retirement benefit obligations		-	-							-	0.0%	
Entertainment		-	-							-	0.0%	
Scarcity		-	-							-	0.0%	
Acting and post related allowance		-	-							-	0.0%	
In kind benefits		-	-							-	0.0%	
<b>Sub Total - Senior Managers of Municipality</b>		<b>14 092</b>	<b>11 769</b>							<b>11 769</b>		
<b>% increase</b>			<b>-16.5%</b>								<b>-16.5%</b>	
<b>Other Municipal Staff</b>												
Basic Salaries and Wages		351 978	369 378							369 378	4.9%	
Pension and UIF Contributions		60 983	52 930							52 930	0.0%	
Medical Aid Contributions		19 652	17 925							17 925	0.0%	
Overtime		35 012	41 624							41 624	0.0%	
Performance Bonus		27 554	23 955							23 955	0.0%	
Motor Vehicle Allowance		8 869	7 736							7 736	0.0%	
Cellphone Allowance		2 374	2 280							2 280	0.0%	
Housing Allowances		1 996	1 967							1 967	0.0%	
Other benefits and allowances		29 815	31 317							31 317	0.0%	
Payments in lieu of leave		-	-							-	0.0%	
Long service awards		-	-							-	0.0%	
Post-retirement benefit obligations		27 240	27 240							27 240	0.0%	
Entertainment		-	-							-	0.0%	
Scarcity		4 367	3 990							3 990	0.0%	
Acting and post related allowance		2 329	1 070							1 070	0.0%	
In kind benefits		-	-							-	0.0%	
<b>Sub Total - Other Municipal Staff</b>		<b>572 169</b>	<b>581 411</b>							<b>581 411</b>		
<b>% increase</b>			<b>1.6%</b>								<b>0.0%</b>	
<b>Total Parent Municipality</b>		<b>600 172</b>	<b>606 687</b>							<b>606 687</b>	<b>0.0%</b>	
<b>Board Members of Entities</b>												
Basic Salaries and Wages		-	-							-	0.0%	
Pension and UIF Contributions		-	-							-	0.0%	
Medical Aid Contributions		-	-							-	0.0%	
Overtime		-	-							-	0.0%	
Performance Bonus		-	-							-	0.0%	
Motor Vehicle Allowance		-	-							-	0.0%	
Cellphone Allowance		-	-							-	0.0%	
Housing Allowances		-	-							-	0.0%	
Other benefits and allowances		-	-							-	0.0%	
Board Fees		-	-							-	0.0%	
Payments in lieu of leave		-	-							-	0.0%	
Long service awards		-	-							-	0.0%	
Post-retirement benefit obligations		-	-							-	0.0%	
Entertainment		-	-							-	0.0%	
Scarcity		-	-							-	0.0%	
Acting and post related allowance		-	-							-	0.0%	
In kind benefits		-	-							-	0.0%	
<b>Sub Total - Board Members of Entities</b>												
<b>% increase</b>			<b>0.0%</b>								<b>0.0%</b>	
<b>Senior Managers of Entities</b>												
Basic Salaries and Wages		-	-							-	0.0%	
Pension and UIF Contributions		-	-							-	0.0%	
Medical Aid Contributions		-	-							-	0.0%	
Overtime		-	-							-	0.0%	
Performance Bonus		-	-							-	0.0%	
Motor Vehicle Allowance		-	-							-	0.0%	
Cellphone Allowance		-	-							-	0.0%	
Housing Allowances		-	-							-	0.0%	
Other benefits and allowances		-	-							-	0.0%	
Payments in lieu of leave		-	-							-	0.0%	
Long service awards		-	-							-	0.0%	
Post-retirement benefit obligations		-	-							-	0.0%	
Entertainment		-	-							-	0.0%	
Scarcity		-	-							-	0.0%	
Acting and post related allowance		-	-							-	0.0%	
In kind benefits		-	-							-	0.0%	

Summary of remuneration	Ref	Budget Year 2024/25									
		Original Budget A	Prior Adjusted 5 A1	Accum. Funds 6 B	Multi-year capital 7 C	Unfore. Unavoid. 8 D	Nat. or Prov. Govt 9 E	Other Adjus. 10 F	Total Adjus. 11 G	Adjusted Budget 12 H	% change
<b>R thousands</b>											
<b>Sub Total - Senior Managers of Entities</b>		-	-	-	-	-	-	-	-	-	-
<b>% increase</b>			0.0%								0.0%
<b>Other Staff of Entities</b>											
Basic Salaries and Wages		-	-	-	-	-	-	-	-	-	0.0%
Pension and UIF Contributions		-	-	-	-	-	-	-	-	-	0.0%
Medical Aid Contributions		-	-	-	-	-	-	-	-	-	0.0%
Overtime		-	-	-	-	-	-	-	-	-	0.0%
Performance Bonus		-	-	-	-	-	-	-	-	-	0.0%
Motor Vehicle Allowance		-	-	-	-	-	-	-	-	-	0.0%
Cellphone Allowance		-	-	-	-	-	-	-	-	-	0.0%
Housing Allowances		-	-	-	-	-	-	-	-	-	0.0%
Other benefits and allowances		-	-	-	-	-	-	-	-	-	0.0%
Payments in lieu of leave		-	-	-	-	-	-	-	-	-	0.0%
Long service awards		-	-	-	-	-	-	-	-	-	0.0%
Post-retirement benefit obligations	5	-	-	-	-	-	-	-	-	-	0.0%
Entertainment		-	-	-	-	-	-	-	-	-	0.0%
Scarcity		-	-	-	-	-	-	-	-	-	0.0%
Acting and post related allowance		-	-	-	-	-	-	-	-	-	0.0%
In kind benefits		-	-	-	-	-	-	-	-	-	0.0%
<b>Sub Total - Other Staff of Entities</b>		-	-	-	-	-	-	-	-	-	-
<b>% increase</b>			0.0%								0.0%
<b>Total Municipal Entities</b>		-	-	-	-	-	-	-	-	-	0.0%
<b>TOTAL SALARY, ALLOWANCES &amp; BENEFITS</b>		600 172	606 687	-	-	-	-	-	-	606 687	
<b>% increase</b>			1.1%								0.0%
<b>TOTAL MANAGERS AND STAFF</b>		586 260	593 181	-	-	-	-	-	-	593 181	1.2%

WC032 Overstrand - Supporting Table SB12 Adjustments Budget - monthly revenue and expenditure (municipal vote) - 30/04/2021

Description	Ref	Budget Year 2024/25												Medium Term Revenue and Expenditure Framework			
		July	August	Sept.	October	November	December	January	February	March	April	May	June	Budget Year 2024/25	Budget Year +1 2025/26	Budget Year +2 2026/27	
		Adjusted Budget	Adjusted Budget	Adjusted Budget	Adjusted Budget	Adjusted Budget	Adjusted Budget	Adjusted Budget	Adjusted Budget	Adjusted Budget	Adjusted Budget	Adjusted Budget	Adjusted Budget	Adjusted Budget	Adjusted Budget	Adjusted Budget	
<b>R thousands</b>																	
<b>Revenue by Vote</b>																	
Vote 1 - Municipal Council		6 468	6 468	6 468	6 468	6 468	6 468	6 468	6 468	6 468	6 468	6 468	6 468	6 469	77 622	98 003	104 240
Vote 2 - Office of the Municipal Manager		161	161	161	161	161	161	161	161	161	161	161	161	161	1 931	-	-
Vote 3 - Corporate Services		147	147	147	147	147	147	147	147	147	147	147	147	1 764	1 446	1 533	
Vote 4 - Financial Services		37 659	37 659	37 659	37 659	37 659	37 659	37 659	37 659	37 659	37 659	37 659	37 659	451 907	456 560	480 618	
Vote 5 - Infrastructure Services		114 007	114 007	114 007	114 007	114 007	114 007	114 007	114 007	114 007	114 007	114 007	114 007	1 368 081	1 265 362	1 300 423	
Vote 6 - Community Services		2 884	2 884	2 884	2 884	2 884	2 884	2 884	2 884	2 884	2 884	2 884	2 884	6 542	38 258	41 418	
Vote 7 - Municipal Public Safety		5 856	5 856	5 856	5 856	5 856	5 856	5 856	5 856	5 856	5 856	5 856	5 856	5 868	70 323	62 906	
Vote 8 - Planning and Development		1 342	1 342	1 342	1 342	1 342	1 342	1 342	1 342	1 342	1 342	1 342	1 342	12 841	27 606	14 572	
Vote 9 - Costing Services		-	-	-	-	-	-	-	-	-	-	-	-	-	-	-	
Vote 10 - Main Ledger Services		-	-	-	-	-	-	-	-	-	-	-	-	-	-	-	
Vote 11 - [NAME OF VOTE 11]		-	-	-	-	-	-	-	-	-	-	-	-	-	-	-	
Vote 12 - [NAME OF VOTE 12]		-	-	-	-	-	-	-	-	-	-	-	-	-	-	-	
Vote 13 - [NAME OF VOTE 13]		-	-	-	-	-	-	-	-	-	-	-	-	-	-	-	
Vote 14 - [NAME OF VOTE 14]		-	-	-	-	-	-	-	-	-	-	-	-	-	-	-	
Vote 15 - [NAME OF VOTE 15]		-	-	-	-	-	-	-	-	-	-	-	-	-	-	-	
<b>Total Revenue by Vote</b>		<b>168 525</b>	<b>168 525</b>	<b>168 537</b>	<b>168 525</b>	<b>168 525</b>	<b>168 537</b>	<b>168 525</b>	<b>168 525</b>	<b>168 537</b>	<b>168 525</b>	<b>168 525</b>	<b>168 525</b>	<b>183 695</b>	<b>2 037 502</b>	<b>1 940 888</b>	<b>2 007 692</b>
<b>Expenditure by Vote</b>																	
Vote 1 - Municipal Council		4 493	4 493	4 493	4 493	4 493	4 493	4 493	4 493	4 493	4 493	4 493	4 493	4 493	53 910	56 040	59 031
Vote 2 - Office of the Municipal Manager		2 530	2 530	2 580	2 530	2 530	2 580	2 530	2 530	2 580	2 530	2 530	2 530	2 580	30 559	27 104	28 843
Vote 3 - Corporate Services		5 955	5 955	7 234	5 955	5 955	7 234	5 955	5 955	7 234	5 955	5 955	5 955	7 234	76 578	75 012	79 944
Vote 4 - Financial Services		13 956	13 956	14 047	13 956	13 956	14 049	13 956	13 956	14 047	13 956	13 956	13 956	14 050	167 837	146 994	156 173
Vote 5 - Infrastructure Services		102 552	102 552	102 973	102 552	102 552	117 351	102 552	102 552	102 973	102 552	102 552	117 496	1 261 213	1 256 956	1 298 471	
Vote 6 - Community Services		14 654	14 654	17 981	14 654	14 654	18 194	14 654	14 654	17 981	14 654	14 654	18 646	190 034	210 644	219 061	
Vote 7 - Municipal Public Safety		15 731	15 731	16 319	15 731	15 731	16 319	15 731	15 731	16 319	15 731	15 731	16 319	191 120	183 269	191 261	
Vote 8 - Planning and Development		5 893	5 893	5 918	5 893	5 893	5 918	5 893	5 893	5 918	5 893	5 893	5 893	6 688	71 584	65 264	
Vote 9 - Costing Services		-	-	-	-	-	-	-	-	-	-	-	-	-	-	-	
Vote 10 - Main Ledger Services		-	-	-	-	-	-	-	-	-	-	-	-	-	-	-	
Vote 11 - [NAME OF VOTE 11]		-	-	-	-	-	-	-	-	-	-	-	-	-	-	-	
Vote 12 - [NAME OF VOTE 12]		-	-	-	-	-	-	-	-	-	-	-	-	-	-	-	
Vote 13 - [NAME OF VOTE 13]		-	-	-	-	-	-	-	-	-	-	-	-	-	-	-	
Vote 14 - [NAME OF VOTE 14]		-	-	-	-	-	-	-	-	-	-	-	-	-	-	-	
Vote 15 - [NAME OF VOTE 15]		-	-	-	-	-	-	-	-	-	-	-	-	-	-	-	
<b>Total Expenditure by Vote</b>		<b>165 763</b>	<b>165 763</b>	<b>171 543</b>	<b>165 763</b>	<b>165 763</b>	<b>186 137</b>	<b>165 763</b>	<b>165 763</b>	<b>171 543</b>	<b>165 763</b>	<b>165 763</b>	<b>165 763</b>	<b>187 507</b>	<b>2 042 834</b>	<b>2 021 283</b>	<b>2 101 774</b>
<b>Surplus/ (Deficit)</b>		<b>2 762</b>	<b>2 762</b>	<b>(3 006)</b>	<b>2 762</b>	<b>2 762</b>	<b>(17 600)</b>	<b>2 762</b>	<b>2 762</b>	<b>(3 006)</b>	<b>2 762</b>	<b>2 762</b>	<b>2 762</b>	<b>(3 812)</b>	<b>(5 332)</b>	<b>(80 395)</b>	<b>(84 882)</b>

WC032 Overstrand - Supporting Table SB13 Adjustments Budget - monthly revenue and expenditure (functional classification) - 30/04/2025

Description - Standard classification	Ref	Budget Year 2024/25												Medium Term Revenue and Expenditure Framework		
		July	August	Sept.	October	November	December	January	February	March	April	May	June	Budget Year 2024/25	Budget Year +1 2025/26	Budget Year +2 2026/27
		Adjusted Budget	Adjusted Budget	Adjusted Budget	Adjusted Budget	Adjusted Budget	Adjusted Budget	Adjusted Budget	Adjusted Budget	Adjusted Budget	Adjusted Budget	Adjusted Budget	Adjusted Budget	Adjusted Budget	Adjusted Budget	Adjusted Budget
<b>Revenue - Functional</b>																
<b>Governance and administration</b>		44 638	44 638	44 638	44 638	44 638	44 638	44 638	44 638	44 638	44 638	44 638	55 446	546 469	560 469	590 903
Executive and council		6 469	6 469	6 469	6 469	6 469	6 469	6 469	6 469	6 469	6 469	6 469	6 469	77 625	98 051	104 290
Finance and administration		38 170	38 170	38 170	38 170	38 170	38 170	38 170	38 170	38 170	38 170	38 170	48 977	468 844	462 419	486 613
Internal audit		-	-	-	-	-	-	-	-	-	-	-	-	-	-	-
<b>Community and public safety</b>		17 920	17 920	17 932	17 920	17 920	17 932	17 920	17 920	17 932	17 920	17 920	21 980	218 751	150 379	124 444
Community and social services		774	774	774	774	774	774	774	774	774	774	774	775	9 293	9 349	9 622
Sport and recreation		2 007	2 007	2 007	2 007	2 007	2 007	2 007	2 007	2 007	2 007	2 007	5 665	27 744	31 020	31 071
Public safety		5 856	5 856	5 868	5 856	5 856	5 868	5 856	5 856	5 868	5 856	5 856	5 856	70 323	62 906	63 896
Housing		9 283	9 283	9 283	9 283	9 283	9 283	9 283	9 283	9 283	9 283	9 283	9 283	111 391	47 104	19 856
Health		-	-	-	-	-	-	-	-	-	-	-	-	-	-	-
<b>Economic and environmental services</b>		2 152	2 152	2 152	2 152	2 152	2 152	2 152	2 152	2 152	2 152	2 152	2 844	26 517	14 865	18 390
Planning and development		1 282	1 282	1 282	1 282	1 282	1 282	1 282	1 282	1 282	1 282	1 282	1 283	15 389	11 084	11 525
Road transport		833	833	833	833	833	833	833	833	833	833	833	833	9 990	3 732	6 773
Environmental protection		37	37	37	37	37	37	37	37	37	37	37	729	1 138	49	52
<b>Trading services</b>		103 814	103 814	103 814	103 814	103 814	103 814	103 814	103 814	103 814	103 814	103 814	1 245 766	1 215 175	1 273 995	
Energy sources		61 620	61 620	61 620	61 620	61 620	61 620	61 620	61 620	61 620	61 620	61 620	61 620	739 445	720 115	762 379
Water management		18 764	18 764	18 764	18 764	18 764	18 764	18 764	18 764	18 764	18 764	18 764	18 764	225 167	213 075	213 199
Waste water management		12 873	12 873	12 873	12 873	12 873	12 873	12 873	12 873	12 873	12 873	12 873	12 873	154 476	150 926	159 554
Waste management		10 556	10 556	10 556	10 556	10 556	10 556	10 556	10 556	10 556	10 556	10 557	126 678	131 060	138 923	
Other		-	-	-	-	-	-	-	-	-	-	-	-	-	-	-
<b>Total Revenue - Functional</b>		168 525	168 525	168 537	168 525	168 525	168 537	168 525	168 525	168 537	168 525	168 525	183 695	2 037 502	1 940 888	2 007 692
<b>Expenditure - Functional</b>																
<b>Governance and administration</b>		27 838	27 838	31 563	27 838	27 838	31 766	27 838	27 838	31 563	27 838	27 838	31 907	349 508	376 469	399 925
Executive and council		5 716	5 716	7 824	5 716	5 716	7 828	5 716	5 716	7 824	5 716	5 716	7 831	77 033	92 197	97 643
Finance and administration		21 745	21 745	23 362	21 745	21 745	23 565	21 745	21 745	23 362	21 745	21 745	23 706	267 958	279 455	297 132
Internal audit		377	377	377	377	377	373	377	377	377	377	377	370	4 517	4 817	5 151
<b>Community and public safety</b>		31 373	31 373	32 655	31 373	31 373	32 668	31 373	31 373	32 655	31 373	31 373	33 120	382 080	336 333	309 755
Community and social services		2 287	2 287	2 311	2 287	2 287	2 311	2 287	2 287	2 311	2 287	2 287	2 311	27 543	30 556	31 118
Sport and recreation		5 379	5 379	6 162	5 379	5 379	6 175	5 379	5 379	6 162	5 379	5 379	6 625	68 154	73 307	73 980
Public safety		16 480	16 480	16 956	16 480	16 480	16 956	16 480	16 480	16 956	16 480	16 480	16 956	199 660	178 600	186 668
Housing		7 227	7 227	7 227	7 227	7 227	7 227	7 227	7 227	7 227	7 227	7 227	7 227	86 724	53 870	17 989
Health		-	-	-	-	-	-	-	-	-	-	-	-	-	-	-
<b>Economic and environmental services</b>		18 810	18 810	18 927	18 810	18 810	19 030	18 810	18 810	18 927	18 810	18 810	19 801	227 164	234 659	249 510
Planning and development		4 666	4 666	4 705	4 666	4 666	4 705	4 666	4 666	4 705	4 666	4 666	4 765	56 210	57 753	61 055
Road transport		11 512	11 512	11 591	11 512	11 512	11 694	11 512	11 512	11 591	11 512	11 512	11 694	138 671	158 178	168 604
Environmental protection		2 631	2 631	2 631	2 631	2 631	2 631	2 631	2 631	2 631	2 631	2 631	3 341	32 282	18 727	19 851
<b>Trading services</b>		87 257	87 257	87 883	87 257	87 257	102 159	87 257	87 257	87 883	87 257	87 257	102 165	1 078 148	1 069 696	1 138 166
Energy sources		50 957	50 957	50 967	50 957	50 957	53 987	50 957	50 957	50 967	50 957	50 957	53 987	617 567	627 505	673 074
Water management		13 518	13 518	13 761	13 518	13 518	18 376	13 518	13 518	13 761	13 518	13 518	18 381	172 423	170 954	179 286
Waste water management		12 917	12 917	12 917	12 917	12 917	19 457	12 917	12 917	12 917	12 917	12 917	19 458	168 085	151 691	157 848
Waste management		9 865	9 865	10 239	9 865	9 865	10 339	9 865	9 865	10 239	9 865	9 865	10 340	120 073	119 547	127 558
Other		485	485	514	485	485	514	485	485	514	485	485	514	5 935	4 127	4 418
<b>Total Expenditure - Functional</b>		165 763	165 763	171 543	165 763	165 763	186 137	165 763	165 763	171 543	165 763	165 763	187 507	2 042 834	2 021 283	2 101 774
<b>Surplus/ (Deficit) 1.</b>		2 762	2 762	(3 006)	2 762	2 762	(17 600)	2 762	2 762	(3 006)	2 762	2 762	(3 812)	(5 332)	(80 395)	(94 082)

WC032 Overstrand - Supporting Table SB14 Adjustments Budget - monthly revenue and expenditure - 30/04/2025

Description	Ref	Budget Year 2024/25												Medium Term Revenue and Expenditure Framework			
		July	August	Sept.	October	November	December	January	February	March	April	May	June	Budget Year 2024/25	Budget Year +1 2025/26	Budget Year +2 2026/27	
		Adjusted Budget	Adjusted Budget	Adjusted Budget	Adjusted Budget	Adjusted Budget	Adjusted Budget	Adjusted Budget	Adjusted Budget	Adjusted Budget	Adjusted Budget	Adjusted Budget	Adjusted Budget	Adjusted Budget	Adjusted Budget	Adjusted Budget	
<b>R thousands</b>																	
<b>Revenue By Source</b>																	
<b>Exchange Revenue</b>																	
Service charges - Electricity		56 583	56 583	56 583	56 583	56 583	56 583	56 583	56 583	56 583	56 583	56 583	56 583	56 583	679 000	674 952	715 449
Service charges - Water		16 417	16 417	16 417	16 417	16 417	16 417	16 417	16 417	16 417	16 417	16 417	16 417	16 417	197 000	187 321	198 560
Service charges - Waste Water Management		10 550	10 550	10 550	10 550	10 550	10 550	10 550	10 550	10 550	10 550	10 550	10 550	10 550	126 600	126 588	133 123
Service charges - Waste Management		9 079	9 079	9 079	9 079	9 079	9 079	9 079	9 079	9 079	9 079	9 079	9 079	9 079	108 946	115 482	122 411
Sale of Goods and Rendering of Services		8 145	8 145	8 157	8 145	8 145	8 157	8 145	8 145	8 145	8 145	8 145	8 145	8 145	8 153	97 788	66 165
Agency services		592	592	592	592	592	592	592	592	592	592	592	592	592	7 103	7 529	7 981
Interest		0	0	0	0	0	0	0	0	0	0	0	0	0	0	0	0
Interest earned from Receivables		958	958	958	958	958	958	958	958	958	958	958	958	958	11 500	9 964	10 562
Interest earned from Current and Non Current Assets		4 937	4 937	4 937	4 937	4 937	4 937	4 937	4 937	4 937	4 937	4 937	4 937	4 937	59 250	51 915	52 593
Dividends		157	157	157	157	157	157	157	157	157	157	157	157	158	1 889	2 001	2 120
Rent on Land		598	598	598	598	598	598	598	598	598	598	598	598	598	7 176	6 015	6 375
Rental from Fixed Assets		65	65	65	65	65	65	65	65	65	65	65	65	65	779	826	875
Operational Revenue		712	712	712	712	712	712	712	712	712	712	712	712	717	8 544	9 029	9 549
<b>Non-Exchange Revenue</b>																	
Property rates		30 583	30 583	30 583	30 583	30 583	30 583	30 583	30 583	30 583	30 583	30 583	30 583	30 583	367 000	383 378	406 073
Surcharges and Taxes		-	-	-	-	-	-	-	-	-	-	-	-	-	-	-	-
Fines, penalties and forfeits		4 372	4 372	4 372	4 372	4 372	4 372	4 372	4 372	4 372	4 372	4 372	4 372	4 372	52 460	44 983	45 083
Licences or permits		167	167	167	167	167	167	167	167	167	167	167	167	167	2 000	2 120	2 247
Transfer and subsidies - Operational		16 559	16 559	16 559	16 559	16 559	16 559	16 559	16 559	16 559	16 559	16 559	16 559	17 251	199 400	199 421	210 978
Interest		176	176	176	176	176	176	176	176	176	176	176	176	176	2 110	2 237	2 371
Fuel Levy		-	-	-	-	-	-	-	-	-	-	-	-	-	-	-	-
Operational Revenue		-	-	-	-	-	-	-	-	-	-	-	-	-	-	-	-
Gains on disposal of Assets		-	-	-	-	-	-	-	-	-	-	-	-	10 807	10 807	-	-
Other Gains		-	-	-	-	-	-	-	-	-	-	-	-	7 650	7 650	4 050	3 500
Discontinued Operations		-	-	-	-	-	-	-	-	-	-	-	-	-	-	-	-
<b>Total Revenue</b>		<b>160 650</b>	<b>160 650</b>	<b>160 662</b>	<b>160 650</b>	<b>160 650</b>	<b>160 662</b>	<b>160 650</b>	<b>160 650</b>	<b>160 662</b>	<b>160 650</b>	<b>160 650</b>	<b>160 650</b>	<b>179 813</b>	<b>1 947 003</b>	<b>1 892 978</b>	<b>1 960 958</b>
<b>Expenditure By Type</b>																	
Employee related costs		48 819	48 819	50 568	48 819	48 819	50 568	48 819	48 819	50 568	48 819	48 819	50 923	593 181	609 767	650 445	
Remuneration of councillors		1 126	1 126	1 126	1 126	1 126	1 126	1 126	1 126	1 126	1 126	1 126	1 126	13 906	14 488	15 086	
Bulk purchases - electricity		41 634	41 634	41 634	41 634	41 634	41 634	41 634	41 634	41 634	41 634	41 634	41 634	499 005	523 235	565 093	
Inventory consumed		4 903	4 903	6 229	4 903	4 903	6 229	4 903	4 903	6 229	4 903	4 903	6 288	64 196	73 042	73 523	
Debt impairment		-	-	-	-	-	-	-	-	-	-	-	67 400	67 400	56 598	59 594	
Depreciation and amortisation		13 203	13 203	13 203	13 203	13 203	13 203	13 203	13 203	13 203	13 203	13 203	13 204	158 441	167 237	176 574	
Interest		1 752	1 752	1 752	1 752	1 752	1 752	1 752	1 752	1 752	1 752	1 752	1 752	16 145	49 814	51 810	46 707
Contracted services		28 017	28 017	29 304	28 017	28 017	29 304	28 017	28 017	29 304	28 017	28 017	30 430	342 683	335 571	352 328	
Transfers and subsidies		1 393	1 393	1 393	1 393	1 393	1 393	1 393	1 393	1 393	1 393	1 393	1 393	16 717	16 650	17 309	
Irrecoverable debts written off		3 976	3 976	3 976	3 976	3 976	3 976	3 976	3 976	3 976	3 976	3 976	3 976	47 709	10 709	10 709	
Operational costs		15 324	15 324	16 741	15 324	15 324	16 741	15 324	15 324	16 741	15 324	15 324	16 770	189 582	162 176	134 005	
Losses on disposal of Assets		-	-	-	-	-	-	-	-	-	-	-	-	-	-	-	-
Other Losses		4 979	4 979	4 979	4 979	4 979	4 979	4 979	4 979	4 979	4 979	4 979	4 979	(54 771)	-	-	-
<b>Total Expenditure</b>		<b>165 126</b>	<b>165 126</b>	<b>170 906</b>	<b>165 126</b>	<b>165 126</b>	<b>165 499</b>	<b>165 126</b>	<b>165 126</b>	<b>170 906</b>	<b>165 126</b>	<b>165 126</b>	<b>194 519</b>	<b>2 042 834</b>	<b>2 021 283</b>	<b>2 101 774</b>	
<b>Surplus/(Deficit)</b>		<b>(4 475)</b>	<b>(4 475)</b>	<b>(10 243)</b>	<b>(4 475)</b>	<b>(4 475)</b>	<b>(24 837)</b>	<b>(4 475)</b>	<b>(4 475)</b>	<b>(10 243)</b>	<b>(4 475)</b>	<b>(4 475)</b>	<b>(14 707)</b>	<b>(95 831)</b>	<b>(128 305)</b>	<b>(140 816)</b>	
Transfers and subsidies - capital (monetary allocations)		(7 237)	(7 237)	(7 237)	(7 237)	(7 237)	(7 237)	(7 237)	(7 237)	(7 237)	(7 237)	(7 237)	(7 237)	156 445	86 941	47 910	46 734
Transfers and subsidies - capital (in-kind)		-	-	-	-	-	-	-	-	-	-	-	-	3 658	-	-	-
Surplus/(Deficit) after capital transfers & contributions		(11 712)	(11 712)	(17 480)	(11 712)	(11 712)	(32 074)	(11 712)	(11 712)	(17 480)	(11 712)	(11 712)	(11 712)	155 397	(5 332)	(80 395)	(94 082)
Income Tax		-	-	-	-	-	-	-	-	-	-	-	-	-	-	-	-
Surplus/(Deficit) after income tax		(11 712)	(11 712)	(17 480)	(11 712)	(11 712)	(32 074)	(11 712)	(11 712)	(17 480)	(11 712)	(11 712)	(11 712)	155 397	(5 332)	(80 395)	(94 082)
Share of Surplus/Deficit attributable to Joint Venture		-	-	-	-	-	-	-	-	-	-	-	-	-	-	-	-
Share of Surplus/Deficit attributable to Minorities		-	-	-	-	-	-	-	-	-	-	-	-	-	-	-	-
Surplus/(Deficit) attributable to municipality		(11 712)	(11 712)	(17 480)	(11 712)	(11 712)	(32 074)	(11 712)	(11 712)	(17 480)	(11 712)	(11 712)	(11 712)	155 397	(5 332)	(80 395)	(94 082)
Share of Surplus/Deficit attributable to Associate		-	-	-	-	-	-	-	-	-	-	-	-	-	-	-	-
Intercompany/Parent subsidiary transactions		-	-	-	-	-	-	-	-	-	-	-	-	-	-	-	-
<b>Surplus/(Deficit) after capital transfers &amp; contributions</b>		<b>(11 712)</b>	<b>(11 712)</b>	<b>(17 480)</b>	<b>(11 712)</b>	<b>(11 712)</b>	<b>(32 074)</b>	<b>(11 712)</b>	<b>(11 712)</b>	<b>(17 480)</b>	<b>(11 712)</b>	<b>(11 712)</b>	<b>(11 712)</b>	<b>155 397</b>	<b>(5 332)</b>	<b>(80 395)</b>	<b>(94 082)</b>

WC032 Overstrand - Supporting Table SB15 Adjustments Budget - monthly cash flow - 30/04/2025

Monthly cash flows	Ref	Budget Year 2024/25												Medium Term Revenue and Expenditure Framework				
		July	August	Sept.	October	November	December	January	February	March	April	May	June	Budget Year 2024/25	Budget Year +1 2025/26	Budget Year +2 2026/27		
		Adjusted	Adjusted	Adjusted	Adjusted	Adjusted	Adjusted	Adjusted	Adjusted	Adjusted	Adjusted	Adjusted	Adjusted	Adjusted	Adjusted	Adjusted		
<b>R thousands</b>																		
<b>Cash Receipts By Source</b>	1	29 841	29 841	29 841	29 841	29 841	29 841	29 841	29 841	29 841	29 841	29 841	29 841	34 042	362 295	384 064	402 353	
Property rates		29 841	29 841	29 841	29 841	29 841	29 841	29 841	29 841	29 841	29 841	29 841	29 841	29 841	34 042	362 295	384 064	402 353
Service charges - electricity revenue		52 986	52 986	52 986	52 986	52 986	52 986	52 986	52 986	52 986	52 986	52 986	52 986	94 919	677 768	715 735	715 298	
Service charges - water revenue		14 451	14 451	14 451	14 451	14 451	14 451	14 451	14 451	14 451	14 451	14 451	14 451	34 733	193 600	204 413	195 179	
Service charges - sanitation revenue		9 686	9 686	9 686	9 686	9 686	9 686	9 686	9 686	9 686	9 686	9 686	9 686	17 807	124 353	131 064	130 351	
Service charges - refuse		8 907	8 907	8 907	8 907	8 907	8 907	8 907	8 907	8 907	8 907	8 907	8 907	8 907	106 878	113 970	120 777	
Service charges - other		-	-	-	-	-	-	-	-	-	-	-	-	-	-	-	-	
Rental of facilities and equipment		630	630	630	630	630	630	630	630	630	630	630	630	631	7 565	8 016	8 494	
Interest earned - external investments		4 271	4 271	4 271	4 271	4 271	4 271	4 271	4 271	4 271	4 271	4 271	4 271	4 271	51 250	51 915	52 593	
Interest earned - outstanding debtors		-	-	-	-	-	-	-	-	-	-	-	-	-	-	-	-	
Dividends received		-	-	-	-	-	-	-	-	-	-	-	-	-	-	-	-	
Fines, penalties and forfeits		207	207	207	207	207	207	207	207	207	207	207	207	207	2 489	39	(2 558)	
Licences and permits		232	232	232	232	232	232	232	232	232	232	232	232	232	2 779	2 946	3 122	
Agency services		592	592	592	592	592	592	592	592	592	592	592	592	592	7 103	7 529	7 981	
Transfer receipts - operational		15 864	15 864	15 864	15 864	15 864	15 864	15 864	15 864	15 864	15 864	15 864	15 864	27 514	202 018	199 421	210 978	
Other revenue		8 370	8 370	8 370	8 370	8 370	8 370	8 370	8 370	8 370	8 370	8 370	8 370	8 371	100 443	72 811	39 409	
<b>Cash Receipts by Source</b>		<b>146 037</b>	<b>146 037</b>	<b>146 037</b>	<b>146 037</b>	<b>146 037</b>	<b>146 037</b>	<b>146 037</b>	<b>146 037</b>	<b>146 037</b>	<b>146 037</b>	<b>146 037</b>	<b>146 037</b>	<b>232 223</b>	<b>1 838 632</b>	<b>1 891 923</b>	<b>1 883 977</b>	
<b>Other Cash Flows by Source</b>																		
Transfers receipts - capital		5 461	5 461	5 461	5 461	5 428	5 461	5 461	5 461	5 461	5 461	5 461	5 461	30 460	90 499	47 910	46 734	
Contributions & Contributed assets		-	-	-	-	-	-	-	-	-	-	-	-	-	-	-	-	
Proceeds on disposal of PPE		-	-	-	-	-	-	-	-	-	-	-	-	13 043	13 043	-	-	
Short term loans		-	-	-	-	-	-	-	-	-	-	-	-	-	-	-	-	
Borrowing long term/refinancing		-	-	-	-	-	-	-	-	-	-	-	-	65 000	65 000	90 000	70 000	
Increase (decrease) in consumer deposits		(550)	(550)	(550)	(550)	(550)	(550)	(550)	(550)	(550)	(550)	(550)	(550)	(6 600)	(2 000)	(2 000)		
VAT Control (receipts)		-	-	-	-	-	-	-	-	-	-	-	-	-	-	-	-	
Decrease (increase) other non-current receivables		-	-	-	-	-	-	-	-	-	-	-	-	(0)	-	-	-	
Decrease (increase) in non-current investments		(415)	(415)	(415)	(415)	(415)	(415)	(415)	(415)	(415)	(415)	(415)	(415)	(4 980)	87 782	-	-	
<b>Total Cash Receipts by Source</b>		<b>150 533</b>	<b>150 533</b>	<b>150 533</b>	<b>150 533</b>	<b>150 500</b>	<b>150 533</b>	<b>150 533</b>	<b>150 533</b>	<b>150 533</b>	<b>150 533</b>	<b>150 533</b>	<b>150 533</b>	<b>339 762</b>	<b>1 995 594</b>	<b>2 115 616</b>	<b>1 998 711</b>	
<b>Cash Payments by Type</b>																		
Employee related costs		47 257	47 257	47 257	47 257	47 257	47 257	47 257	47 257	47 257	47 257	47 257	47 257	56 556	576 382	599 950	634 879	
Remuneration of councillors		1 159	1 159	1 159	1 159	1 159	1 159	1 159	1 159	1 159	1 159	1 159	1 159	1 159	13 912	14 488	15 086	
Finance charges		-	-	-	-	-	24 907	-	-	-	-	-	-	24 907	49 814	51 810	46 707	
Bulk purchases - Electricity		40 373	40 373	40 373	40 373	40 373	40 373	40 373	40 373	40 373	40 373	40 373	40 373	55 501	499 605	543 363	565 093	
Acquisitions - water & other inventory		4 494	4 494	6 286	4 494	4 494	6 286	4 494	4 494	6 286	4 494	4 494	7 469	62 273	74 225	73 524		
Contracted services		24 128	24 128	30 631	24 128	24 128	30 631	24 128	24 128	30 631	24 128	24 128	59 521	345 036	378 032	351 451		
Transfers and grants - other municipalities		-	-	-	-	-	-	-	-	-	-	-	-	-	-	-	-	
Transfers and grants - other		1 451	1 451	1 451	1 451	1 451	1 451	1 451	1 451	1 451	1 451	1 451	1 451	17 417	16 650	17 309		
Other expenditure		13 498	13 498	13 498	13 498	13 498	13 498	13 498	13 498	13 498	13 498	13 498	13 498	11 343	159 816	128 505	111 214	
<b>Cash Payments by Type</b>		<b>132 360</b>	<b>132 360</b>	<b>140 854</b>	<b>132 360</b>	<b>132 360</b>	<b>165 762</b>	<b>132 360</b>	<b>132 360</b>	<b>140 854</b>	<b>132 360</b>	<b>132 360</b>	<b>217 907</b>	<b>1 724 255</b>	<b>1 807 023</b>	<b>1 815 263</b>		
<b>Other Cash Flows/Payments by Type</b>																		
Capital assets		3 621	3 456	21 769	12 866	10 868	33 931	8 866	10 016	26 219	9 216	12 929	67 241	221 000	137 910	116 734		
Repayment of borrowing		-	-	2 848	4 403	1 368	18 149	-	1 343	1 698	-	1 439	19 358	50 605	154 566	61 170		
Other Cash Flows/Payments		-	-	-	-	-	-	-	-	-	-	-	-	-	-	-	-	
<b>Total Cash Payments by Type</b>		<b>135 981</b>	<b>135 816</b>	<b>165 472</b>	<b>149 629</b>	<b>144 595</b>	<b>217 841</b>	<b>141 226</b>	<b>143 719</b>	<b>168 771</b>	<b>141 576</b>	<b>146 728</b>	<b>304 506</b>	<b>1 995 861</b>	<b>2 099 499</b>	<b>1 993 167</b>		
<b>NET INCREASE/(DECREASE) IN CASH HELD</b>		<b>14 552</b>	<b>14 717</b>	<b>(14 938)</b>	<b>904</b>	<b>5 905</b>	<b>(67 308)</b>	<b>9 307</b>	<b>6 814</b>	<b>(18 238)</b>	<b>8 957</b>	<b>3 805</b>	<b>35 256</b>	<b>(267)</b>	<b>16 117</b>	<b>5 544</b>		
Cash/cash equivalents at the month/year beginning:		676 658	691 210	705 927	690 989	691 893	697 798	630 490	639 797	646 611	628 373	637 330	641 136	676 658	676 391	692 508		
Cash/cash equivalents at the month/year end:		691 210	705 927	690 989	691 893	697 798	630 490	639 797	646 611	628 373	637 330	641 136	676 391	676 391	692 508	698 052		

WC032 Overstrand - Supporting Table SB16 Adjustments Budget - monthly capital expenditure (municipal vote) - 30/04/2025

Description - Municipal Vote	Ref	Budget Year 2024/25												Medium Term Revenue and Expenditure Framework		
		July	August	Sept.	October	November	December	January	February	March	April	May	June	Budget Year 2024/25	Budget Year +1 2025/26	Budget Year +2 2026/27
		Adjusted Budget	Adjusted Budget	Adjusted Budget	Adjusted Budget	Adjusted Budget	Adjusted Budget	Adjusted Budget	Adjusted Budget	Adjusted Budget	Adjusted Budget	Adjusted Budget	Adjusted Budget	Adjusted Budget	Adjusted Budget	Adjusted Budget
<b>R thousands</b>																
<b>Multi-year expenditure appropriation</b>																
Vote 1 - Municipal Council	1	-	-	-	-	-	-	-	-	-	-	-	-	-	-	-
Vote 2 - Office of the Municipal Manager		-	-	-	-	-	-	-	-	-	-	-	-	-	-	-
Vote 3 - Corporate Services		111	106	106	106	106	188	106	106	106	106	106	133	1 381	-	-
Vote 4 - Financial Services		98	98	98	98	98	598	98	98	98	98	98	598	2 175	-	-
Vote 5 - Infrastructure Services		7 003	7 003	21 357	9 503	7 603	32 700	7 503	7 303	19 907	10 503	8 503	33 808	172 698	137 910	109 734
Vote 6 - Community Services		28	28	28	28	28	28	28	28	28	28	28	28	335	-	-
Vote 7 - Municipal Public Safety		-	-	250	-	-	400	-	-	250	-	-	400	1 300	-	-
Vote 8 - Planning and Development		-	-	8	-	-	8	-	-	8	-	-	8	30	-	-
Vote 9 - Costing Services		-	-	-	-	-	-	-	-	-	-	-	-	-	-	-
Vote 10 - Main Ledger Services		-	-	-	-	-	-	-	-	-	-	-	-	-	-	-
Vote 11 - [NAME OF VOTE 11]		-	-	-	-	-	-	-	-	-	-	-	-	-	-	-
Vote 12 - [NAME OF VOTE 12]		-	-	-	-	-	-	-	-	-	-	-	-	-	-	-
Vote 13 - [NAME OF VOTE 13]		-	-	-	-	-	-	-	-	-	-	-	-	-	-	-
Vote 14 - [NAME OF VOTE 14]		-	-	-	-	-	-	-	-	-	-	-	-	-	-	-
Vote 15 - [NAME OF VOTE 15]		-	-	-	-	-	-	-	-	-	-	-	-	-	-	-
<b>Capital Multi-year expenditure sub-total</b>	<b>3</b>	<b>7 239</b>	<b>7 234</b>	<b>21 846</b>	<b>9 734</b>	<b>7 834</b>	<b>33 921</b>	<b>7 734</b>	<b>7 534</b>	<b>20 396</b>	<b>10 734</b>	<b>8 734</b>	<b>34 975</b>	<b>177 919</b>	<b>137 910</b>	<b>109 734</b>
<b>Single-year expenditure appropriation</b>																
Vote 1 - Municipal Council		-	-	-	-	-	-	-	-	-	-	-	-	-	-	-
Vote 2 - Office of the Municipal Manager		-	-	4	-	-	4	-	-	4	-	-	4	15	-	-
Vote 3 - Corporate Services		157	157	157	157	157	157	157	157	157	157	157	157	1 894	-	-
Vote 4 - Financial Services		200	-	2 000	-	900	200	-	250	100	-	-	16 166	19 816	-	-
Vote 5 - Infrastructure Services		72	72	897	72	72	6 197	72	897	72	72	72	8 797	17 361	-	7 000
Vote 6 - Community Services		-	-	250	-	-	250	-	-	250	-	-	3 924	4 674	-	-
Vote 7 - Municipal Public Safety		-	-	100	-	-	675	-	-	100	-	-	675	1 550	-	-
Vote 8 - Planning and Development		-	-	-	-	-	-	-	-	-	-	-	-	-	-	-
Vote 9 - Costing Services		-	-	-	-	-	-	-	-	-	-	-	-	-	-	-
Vote 10 - Main Ledger Services		-	-	-	-	-	-	-	-	-	-	-	-	-	-	-
Vote 11 - [NAME OF VOTE 11]		-	-	-	-	-	-	-	-	-	-	-	-	-	-	-
Vote 12 - [NAME OF VOTE 12]		-	-	-	-	-	-	-	-	-	-	-	-	-	-	-
Vote 13 - [NAME OF VOTE 13]		-	-	-	-	-	-	-	-	-	-	-	-	-	-	-
Vote 14 - [NAME OF VOTE 14]		-	-	-	-	-	-	-	-	-	-	-	-	-	-	-
Vote 15 - [NAME OF VOTE 15]		-	-	-	-	-	-	-	-	-	-	-	-	-	-	-
<b>Capital single-year expenditure sub-total</b>	<b>3</b>	<b>429</b>	<b>229</b>	<b>3 407</b>	<b>229</b>	<b>1 129</b>	<b>7 482</b>	<b>229</b>	<b>479</b>	<b>1 507</b>	<b>229</b>	<b>229</b>	<b>29 722</b>	<b>45 299</b>	<b>-</b>	<b>7 000</b>
<b>Total Capital Expenditure</b>	<b>2</b>	<b>7 668</b>	<b>7 463</b>	<b>25 253</b>	<b>9 963</b>	<b>8 963</b>	<b>41 404</b>	<b>7 963</b>	<b>8 013</b>	<b>21 903</b>	<b>10 963</b>	<b>8 963</b>	<b>64 698</b>	<b>223 219</b>	<b>137 910</b>	<b>116 734</b>

WC032 Overstrand - Supporting Table SB17 Adjustments Budget - monthly capital expenditure (functional classification) - 30/04/2025

Description	Ref	Budget Year 2024/25												Medium Term Revenue and Expenditure Framework		
		July	August	Sept.	October	November	December	January	February	March	April	May	June	Budget Year 2024/25	Budget Year +1 2025/26	Budget Year +2 2026/27
		Adjusted Budget	Adjusted Budget	Adjusted Budget	Adjusted Budget	Adjusted Budget	Adjusted Budget	Adjusted Budget	Adjusted Budget	Adjusted Budget	Adjusted Budget	Adjusted Budget	Adjusted Budget	Adjusted Budget	Adjusted Budget	Adjusted Budget
<b>Capital Expenditure - Functional</b>																
<b>Governance and administration</b>		282	277	281	277	277	363	277	277	281	277	277	308	3 455	--	--
Executive and council		--	--	4	--	--	31	--	--	4	--	--	31	70	--	--
Finance and administration		282	277	277	277	277	332	277	277	277	277	277	277	3 385	--	--
Internal audit		--	--	--	--	--	--	--	--	--	--	--	--	--	--	--
<b>Community and public safety</b>		3 023	2 823	3 779	2 823	3 423	9 669	2 823	2 823	3 779	2 823	2 823	16 343	56 954	16 029	24 183
Community and social services		28	28	278	28	28	278	28	28	278	28	28	294	1 351	--	--
Sport and recreation		175	175	531	175	175	5 696	175	175	531	175	175	9 354	17 509	16 029	15 183
Public safety		200	--	350	--	600	1 075	--	--	350	--	--	4 075	6 650	--	--
Housing		2 620	2 620	2 620	2 620	2 620	2 620	2 620	2 620	2 620	2 620	2 620	31 444	--	9 000	
Health		--	--	--	--	--	--	--	--	--	--	--	--	--	--	--
<b>Economic and environmental services</b>		62	62	607	62	312	1 282	62	312	707	62	62	3 882	7 475	2 981	6 000
Planning and development		62	62	70	62	312	70	62	312	170	62	62	1 570	2 875	--	--
Road transport		--	--	538	--	--	1 213	--	--	538	--	--	2 313	4 600	2 981	6 000
Environmental protection		--	--	--	--	--	--	--	--	--	--	--	--	--	--	--
<b>Trading services</b>		4 301	4 301	20 586	6 801	4 951	30 089	4 801	4 601	17 136	7 801	5 801	44 164	155 335	118 900	86 551
Energy sources		1 374	1 374	9 584	1 374	1 424	8 784	1 874	1 374	7 084	3 374	2 874	10 542	51 031	46 900	37 551
Water management		--	--	5 975	2 500	500	12 475	--	300	5 475	--	--	13 475	40 700	42 200	16 660
Waste water management		2 926	2 926	5 026	2 926	3 026	8 301	2 926	2 926	4 576	4 426	2 926	15 817	58 723	25 300	28 500
Waste management		2	2	2	2	2	530	2	2	2	2	2	4 330	4 860	4 500	3 840
Other		--	--	--	--	--	--	--	--	--	--	--	--	--	--	--
<b>Total Capital Expenditure - Functional</b>		7 668	7 463	25 253	9 963	8 963	41 404	7 963	8 013	21 903	10 963	8 963	64 688	223 219	137 910	116 734

WC032 Overstrand - Supporting Table SB18a Adjustments Budget - capital expenditure on new assets by asset class - 30/04/2025

Description	Ref	Budget Year 2024/25									Budget Year +1	Budget Year +2
		Original Budget	Prior Adjusted	Accum. Funds	Multi-year capital	Unfore. Unavoid.	Nat. or Prov. Govt	Other Adjts.	Total Adjts.	Adjusted Budget	Adjusted Budget	Adjusted Budget
R thousands		A	7	8	9	10	11	12	13	14		
			A1	B	C	D	E	F	G	H		
<b>Capital expenditure on new assets by Asset Class/Sub-class</b>												
<b>Infrastructure</b>		77 878	77 766	-	-	-	-	(1 775)	(1 775)	75 991	50 581	33 891
Roads Infrastructure		952	3 250	-	-	-	-	-	-	3 250	2 981	6 000
Roads		952	3 250	-	-	-	-	-	-	3 250	2 981	6 000
Road Structures		-	-	-	-	-	-	-	-	-	-	-
Road Furniture		-	-	-	-	-	-	-	-	-	-	-
Capital Spares		-	-	-	-	-	-	-	-	-	-	-
Storm water Infrastructure		10 213	13 536	-	-	-	-	-	-	13 536	-	-
Drainage Collection		-	-	-	-	-	-	-	-	-	-	-
Storm water Conveyance		10 213	13 536	-	-	-	-	-	-	13 536	-	-
Attenuation		-	-	-	-	-	-	-	-	-	-	-
Electrical Infrastructure		32 748	29 325	-	-	-	-	-	-	29 325	24 900	22 551
Power Plants		-	-	-	-	-	-	-	-	-	-	-
HV Substations		-	-	-	-	-	-	-	-	-	-	-
HV Switching Station		-	-	-	-	-	-	-	-	-	-	-
HV Transmission Conductors		-	-	-	-	-	-	-	-	-	-	-
MV Substations		7 414	2 032	-	-	-	-	-	-	2 032	14 900	15 551
MV Switching Stations		-	-	-	-	-	-	-	-	-	-	-
MV Networks		25 334	27 293	-	-	-	-	-	-	27 293	10 000	7 000
LV Networks		-	-	-	-	-	-	-	-	-	-	-
Capital Spares		-	-	-	-	-	-	-	-	-	-	-
Water Supply Infrastructure		24 900	24 100	-	-	-	-	(2 075)	(2 075)	22 025	20 700	-
Dams and Weirs		-	-	-	-	-	-	-	-	-	-	-
Boreholes		10 100	12 600	-	-	-	-	(2 075)	(2 075)	10 525	14 700	-
Reservoirs		-	-	-	-	-	-	-	-	-	-	-
Pump Stations		-	-	-	-	-	-	-	-	-	-	-
Water Treatment Works		8 000	5 500	-	-	-	-	-	-	5 500	6 000	-
Bulk Mains		-	-	-	-	-	-	-	-	-	-	-
Distribution		6 800	6 000	-	-	-	-	-	-	6 000	-	-
Distribution Points		-	-	-	-	-	-	-	-	-	-	-
PRV Stations		-	-	-	-	-	-	-	-	-	-	-
Capital Spares		-	-	-	-	-	-	-	-	-	-	-
Sanitation Infrastructure		8 500	6 500	-	-	-	-	-	-	6 500	1 500	4 500
Pump Station		-	-	-	-	-	-	-	-	-	-	-
Reticulation		500	500	-	-	-	-	-	-	500	200	4 200
Waste Water Treatment Works		8 000	6 000	-	-	-	-	-	-	6 000	1 300	300
Outfall Sewers		-	-	-	-	-	-	-	-	-	-	-
Toilet Facilities		-	-	-	-	-	-	-	-	-	-	-
Capital Spares		-	-	-	-	-	-	-	-	-	-	-
Solid Waste Infrastructure		565	1 055	-	-	-	-	-	-	1 055	500	840
Landfill Sites		-	-	-	-	-	-	-	-	-	-	840
Waste Transfer Stations		505	1 033	-	-	-	-	-	-	1 033	500	-
Waste Processing Facilities		-	-	-	-	-	-	-	-	-	-	-
Waste Drop-off Points		-	-	-	-	-	-	-	-	-	-	-
Waste Separation Facilities		-	-	-	-	-	-	-	-	-	-	-
Electricity Generation Facilities		60	23	-	-	-	-	-	-	23	-	-
Capital Spares		-	-	-	-	-	-	-	-	-	-	-
Rail Infrastructure		-	-	-	-	-	-	-	-	-	-	-
Rail Lines		-	-	-	-	-	-	-	-	-	-	-
Rail Structures		-	-	-	-	-	-	-	-	-	-	-
Rail Furniture		-	-	-	-	-	-	-	-	-	-	-
Drainage Collection		-	-	-	-	-	-	-	-	-	-	-
Storm water Conveyance		-	-	-	-	-	-	-	-	-	-	-
Attenuation		-	-	-	-	-	-	-	-	-	-	-
MV Substations		-	-	-	-	-	-	-	-	-	-	-
LV Networks		-	-	-	-	-	-	-	-	-	-	-
Capital Spares		-	-	-	-	-	-	-	-	-	-	-
Coastal Infrastructure		-	-	-	-	-	-	-	-	-	-	-
Sand Pumps		-	-	-	-	-	-	-	-	-	-	-
Piers		-	-	-	-	-	-	-	-	-	-	-
Revetments		-	-	-	-	-	-	-	-	-	-	-
Promenades		-	-	-	-	-	-	-	-	-	-	-
Capital Spares		-	-	-	-	-	-	-	-	-	-	-
Information and Communication Infrastructure		-	-	-	-	-	-	300	300	300	-	-
Data Centres		-	-	-	-	-	-	300	300	300	-	-
Core Layers		-	-	-	-	-	-	-	-	-	-	-
Distribution Layers		-	-	-	-	-	-	-	-	-	-	-
Capital Spares		-	-	-	-	-	-	-	-	-	-	-
<b>Community Assets</b>		6 297	9 669	-	-	-	-	-	-	9 669	5 788	8 000
Community Facilities		3 350	2 900	-	-	-	-	-	-	2 900	-	-
Halls		1 450	1 000	-	-	-	-	-	-	1 000	-	-
Centres		-	-	-	-	-	-	-	-	-	-	-
Crèches		-	-	-	-	-	-	-	-	-	-	-
Clinics/Care Centres		-	-	-	-	-	-	-	-	-	-	-
Fire/Ambulance Stations		-	-	-	-	-	-	-	-	-	-	-
Testing Stations		-	-	-	-	-	-	-	-	-	-	-
Museums		-	-	-	-	-	-	-	-	-	-	-
Galleries		-	-	-	-	-	-	-	-	-	-	-
Theatres		-	-	-	-	-	-	-	-	-	-	-
Libraries		-	-	-	-	-	-	-	-	-	-	-
Cemeteries/Crematoria		-	-	-	-	-	-	-	-	-	-	-
Police		-	-	-	-	-	-	-	-	-	-	-
Parks		550	550	-	-	-	-	-	-	550	-	-
Public Open Space		-	-	-	-	-	-	-	-	-	-	-
Nature Reserves		-	-	-	-	-	-	-	-	-	-	-
Public Ablution Facilities		-	-	-	-	-	-	-	-	-	-	-
Markets		-	-	-	-	-	-	-	-	-	-	-
Stalls		-	-	-	-	-	-	-	-	-	-	-
Abattoirs		-	-	-	-	-	-	-	-	-	-	-
Airports		-	-	-	-	-	-	-	-	-	-	-
Taxi Ranks/Bus Terminals		1 350	1 350	-	-	-	-	-	-	1 350	-	-
Capital Spares		-	-	-	-	-	-	-	-	-	-	-
Sport and Recreation Facilities		2 947	6 769	-	-	-	-	-	-	6 769	5 788	8 000
Indoor Facilities		-	-	-	-	-	-	-	-	-	-	-
Outdoor Facilities		2 947	6 769	-	-	-	-	-	-	6 769	5 788	8 000
Capital Spares		-	-	-	-	-	-	-	-	-	-	-
<b>Heritage assets</b>		-	-	-	-	-	-	-	-	-	-	-
Monuments		-	-	-	-	-	-	-	-	-	-	-
Historic Buildings		-	-	-	-	-	-	-	-	-	-	-
Works of Art		-	-	-	-	-	-	-	-	-	-	-
Conservation Areas		-	-	-	-	-	-	-	-	-	-	-
Other Heritage		-	-	-	-	-	-	-	-	-	-	-
<b>Investment properties</b>		-	-	-	-	-	-	-	-	-	-	-

Description	Ref	Budget Year 2024/25									Budget Year +1	Budget Year +2
		Original Budget	Prior Adjusted	Accum. Funds	Multi-year capital	Unfore. Unavoid.	Nat. or Prov. Govt	Other Adjusts.	Total Adjusts.	Adjusted Budget	Adjusted Budget	Adjusted Budget
		A	7 A1	8 B	9 C	10 D	11 E	12 F	13 G	14 H		
<b>R thousands</b>												
Revenue Generating		-	-	-	-	-	-	-	-	-	-	-
Improved Property		-	-	-	-	-	-	-	-	-	-	-
Unimproved Property		-	-	-	-	-	-	-	-	-	-	-
Non-revenue Generating		-	-	-	-	-	-	-	-	-	-	-
Improved Property		-	-	-	-	-	-	-	-	-	-	-
Unimproved Property		-	-	-	-	-	-	-	-	-	-	-
<b>Other assets</b>		15 379	35 194	-	-	-	-	-	-	35 194	1 500	9 000
Operational Buildings		2 250	3 750	-	-	-	-	-	-	3 750	1 500	-
Municipal Offices		750	2 250	-	-	-	-	-	-	2 250	-	-
Pay/Enquiry Points		-	-	-	-	-	-	-	-	-	-	-
Building Plan Offices		-	-	-	-	-	-	-	-	-	-	-
Workshops		1 500	1 500	-	-	-	-	-	-	1 500	1 500	-
Yards		-	-	-	-	-	-	-	-	-	-	-
Stores		-	-	-	-	-	-	-	-	-	-	-
Laboratories		-	-	-	-	-	-	-	-	-	-	-
Training Centres		-	-	-	-	-	-	-	-	-	-	-
Manufacturing Plant		-	-	-	-	-	-	-	-	-	-	-
Depots		-	-	-	-	-	-	-	-	-	-	-
Capital Spares		-	-	-	-	-	-	-	-	-	-	-
Housing		13 129	31 444	-	-	-	-	-	-	31 444	-	9 000
Staff Housing		-	-	-	-	-	-	-	-	-	-	-
Social Housing		13 129	31 444	-	-	-	-	-	-	31 444	-	9 000
Capital Spares		-	-	-	-	-	-	-	-	-	-	-
<b>Biological or Cultivated Assets</b>		700	400	-	-	-	-	-	-	400	-	-
Biological or Cultivated Assets		700	400	-	-	-	-	-	-	400	-	-
<b>Intangible Assets</b>		-	-	-	-	-	-	-	-	-	-	-
Servitudes		-	-	-	-	-	-	-	-	-	-	-
Licences and Rights		-	-	-	-	-	-	-	-	-	-	-
Water Rights		-	-	-	-	-	-	-	-	-	-	-
Effluent Licenses		-	-	-	-	-	-	-	-	-	-	-
Solid Waste Licenses		-	-	-	-	-	-	-	-	-	-	-
Computer Software and Applications		-	-	-	-	-	-	-	-	-	-	-
Load Settlement Software Applications		-	-	-	-	-	-	-	-	-	-	-
Unspecified		-	-	-	-	-	-	-	-	-	-	-
<b>Computer Equipment</b>		3 250	3 250	-	-	-	-	-	-	3 250	-	-
Computer Equipment		3 250	3 250	-	-	-	-	-	-	3 250	-	-
<b>Furniture and Office Equipment</b>		865	1 396	-	-	-	-	-	-	1 396	-	-
Furniture and Office Equipment		865	1 396	-	-	-	-	-	-	1 396	-	-
<b>Machinery and Equipment</b>		1 225	335	-	-	-	-	-	-	335	-	-
Machinery and Equipment		1 225	335	-	-	-	-	-	-	335	-	-
<b>Transport Assets</b>		8 150	22 816	-	-	-	-	-	-	22 816	-	-
Transport Assets		8 150	22 816	-	-	-	-	-	-	22 816	-	-
<b>Land</b>		-	-	-	-	-	-	-	-	-	-	-
Land		-	-	-	-	-	-	-	-	-	-	-
<b>Zoo's, Marine and Non-biological Animals</b>		-	-	-	-	-	-	-	-	-	-	-
Zoo's, Marine and Non-biological Animals		-	-	-	-	-	-	-	-	-	-	-
<b>Living resources</b>		-	-	-	-	-	-	-	-	-	-	-
Mature		-	-	-	-	-	-	-	-	-	-	-
Policing and Protection		-	-	-	-	-	-	-	-	-	-	-
Zoological plants and animals		-	-	-	-	-	-	-	-	-	-	-
Immature		-	-	-	-	-	-	-	-	-	-	-
Policing and Protection		-	-	-	-	-	-	-	-	-	-	-
Zoological plants and animals		-	-	-	-	-	-	-	-	-	-	-
<b>Total Capital Expenditure on new assets to be adjusted</b>	1	113 744	150 826	-	-	-	-	(1 775)	(1 775)	149 051	57 869	50 891

WC032 Overstrand - Supporting Table SB18b Adjustments Budget - capital expenditure on renewal of existing assets by asset class - 30/04/2025

Description	Ref	Budget Year 2024/25								Budget Year +1	Budget Year +2	
		Original Budget	Prior Adjusted	Accum. Funds	Multi-year capital	Unfore. Unavoid.	Nat. or Prov. Govt	Other Adjusts.	Total Adjusts.	Adjusted Budget	Adjusted Budget	
R thousands		A	7	8	9	10	11	12	13	14		
Capital expenditure on renewal of existing assets by Asset Class/Sub-class.		A	A1	B	C	D	E	F	G	H		
<b>Infrastructure</b>		19 375	20 368	-	-	-	-	-	-	20 368	27 700	19 160
Roads Infrastructure		-	-	-	-	-	-	-	-	-	-	-
Roads		-	-	-	-	-	-	-	-	-	-	-
Road Structures		-	-	-	-	-	-	-	-	-	-	-
Road Furniture		-	-	-	-	-	-	-	-	-	-	-
Capital Spares		-	-	-	-	-	-	-	-	-	-	-
Storm water Infrastructure		-	-	-	-	-	-	-	-	-	-	-
Drainage Collection		-	-	-	-	-	-	-	-	-	-	-
Storm water Conveyance		-	-	-	-	-	-	-	-	-	-	-
Attenuation		-	-	-	-	-	-	-	-	-	-	-
Electrical Infrastructure		1 500	2 492	-	-	-	-	-	-	2 492	2 000	-
Power Plants		-	-	-	-	-	-	-	-	-	-	-
HV Substations		-	-	-	-	-	-	-	-	-	-	-
HV Switching Station		-	-	-	-	-	-	-	-	-	-	-
HV Transmission Conductors		-	-	-	-	-	-	-	-	-	-	-
MV Substations		-	-	-	-	-	-	-	-	-	-	-
MV Switching Stations		1 500	2 492	-	-	-	-	-	-	2 492	2 000	-
MV Networks		-	-	-	-	-	-	-	-	-	-	-
LV Networks		-	-	-	-	-	-	-	-	-	-	-
Capital Spares		-	-	-	-	-	-	-	-	-	-	-
Water Supply Infrastructure		17 175	17 175	-	-	-	-	-	-	17 175	21 000	16 160
Dams and Weirs		-	-	-	-	-	-	-	-	-	-	-
Boreholes		-	-	-	-	-	-	-	-	-	-	-
Reservoirs		-	-	-	-	-	-	-	-	-	-	-
Pump Stations		500	500	-	-	-	-	-	-	500	500	500
Water Treatment Works		-	-	-	-	-	-	-	-	-	-	-
Bulk Mains		-	-	-	-	-	-	-	-	-	-	-
Distribution		16 675	16 675	-	-	-	-	-	-	16 675	20 500	15 660
Distribution Points		-	-	-	-	-	-	-	-	-	-	-
PRV Stations		-	-	-	-	-	-	-	-	-	-	-
Capital Spares		-	-	-	-	-	-	-	-	-	-	-
Sanitation Infrastructure		700	700	-	-	-	-	-	-	700	700	-
Pump Station		700	700	-	-	-	-	-	-	700	700	-
Reticulation		-	-	-	-	-	-	-	-	-	-	-
Waste Water Treatment Works		-	-	-	-	-	-	-	-	-	-	-
Outfall Sewers		-	-	-	-	-	-	-	-	-	-	-
Toilet Facilities		-	-	-	-	-	-	-	-	-	-	-
Capital Spares		-	-	-	-	-	-	-	-	-	-	-
Solid Waste Infrastructure		-	-	-	-	-	-	-	-	-	4 000	3 000
Landfill Sites		-	-	-	-	-	-	-	-	-	4 000	3 000
Waste Transfer Stations		-	-	-	-	-	-	-	-	-	-	-
Waste Processing Facilities		-	-	-	-	-	-	-	-	-	-	-
Waste Drop-off Points		-	-	-	-	-	-	-	-	-	-	-
Waste Separation Facilities		-	-	-	-	-	-	-	-	-	-	-
Electricity Generation Facilities		-	-	-	-	-	-	-	-	-	-	-
Capital Spares		-	-	-	-	-	-	-	-	-	-	-
Rail Infrastructure		-	-	-	-	-	-	-	-	-	-	-
Rail Lines		-	-	-	-	-	-	-	-	-	-	-
Rail Structures		-	-	-	-	-	-	-	-	-	-	-
Rail Furniture		-	-	-	-	-	-	-	-	-	-	-
Drainage Collection		-	-	-	-	-	-	-	-	-	-	-
Storm water Conveyance		-	-	-	-	-	-	-	-	-	-	-
Attenuation		-	-	-	-	-	-	-	-	-	-	-
MV Substations		-	-	-	-	-	-	-	-	-	-	-
LV Networks		-	-	-	-	-	-	-	-	-	-	-
Capital Spares		-	-	-	-	-	-	-	-	-	-	-
Coastal Infrastructure		-	-	-	-	-	-	-	-	-	-	-
Sand Pumps		-	-	-	-	-	-	-	-	-	-	-
Piers		-	-	-	-	-	-	-	-	-	-	-
Revetments		-	-	-	-	-	-	-	-	-	-	-
Promenades		-	-	-	-	-	-	-	-	-	-	-
Capital Spares		-	-	-	-	-	-	-	-	-	-	-
Information and Communication Infrastructure		-	-	-	-	-	-	-	-	-	-	-
Data Centres		-	-	-	-	-	-	-	-	-	-	-
Core Layers		-	-	-	-	-	-	-	-	-	-	-
Distribution Layers		-	-	-	-	-	-	-	-	-	-	-
Capital Spares		-	-	-	-	-	-	-	-	-	-	-
<b>Community Assets</b>		-	-	-	-	-	-	-	-	-	-	-
Community Facilities		-	-	-	-	-	-	-	-	-	-	-
Halls		-	-	-	-	-	-	-	-	-	-	-
Centres		-	-	-	-	-	-	-	-	-	-	-
Crèches		-	-	-	-	-	-	-	-	-	-	-
Clinics/Care Centres		-	-	-	-	-	-	-	-	-	-	-
Fire/Ambulance Stations		-	-	-	-	-	-	-	-	-	-	-
Testing Stations		-	-	-	-	-	-	-	-	-	-	-
Museums		-	-	-	-	-	-	-	-	-	-	-
Galleries		-	-	-	-	-	-	-	-	-	-	-
Theatres		-	-	-	-	-	-	-	-	-	-	-
Libraries		-	-	-	-	-	-	-	-	-	-	-
Cemeteries/Crematoria		-	-	-	-	-	-	-	-	-	-	-
Police		-	-	-	-	-	-	-	-	-	-	-
Parks		-	-	-	-	-	-	-	-	-	-	-
Public Open Space		-	-	-	-	-	-	-	-	-	-	-
Nature Reserves		-	-	-	-	-	-	-	-	-	-	-
Public Ablution Facilities		-	-	-	-	-	-	-	-	-	-	-
Markets		-	-	-	-	-	-	-	-	-	-	-
Stalls		-	-	-	-	-	-	-	-	-	-	-
Abattoirs		-	-	-	-	-	-	-	-	-	-	-
Airports		-	-	-	-	-	-	-	-	-	-	-
Taxi Ranks/Bus Terminals		-	-	-	-	-	-	-	-	-	-	-
Capital Spares		-	-	-	-	-	-	-	-	-	-	-
Sport and Recreation Facilities		-	-	-	-	-	-	-	-	-	-	-
Indoor Facilities		-	-	-	-	-	-	-	-	-	-	-
Outdoor Facilities		-	-	-	-	-	-	-	-	-	-	-
Capital Spares		-	-	-	-	-	-	-	-	-	-	-
<b>Heritage assets</b>		-	-	-	-	-	-	-	-	-	-	-
Monuments		-	-	-	-	-	-	-	-	-	-	-
Historic Buildings		-	-	-	-	-	-	-	-	-	-	-
Works of Art		-	-	-	-	-	-	-	-	-	-	-
Conservation Areas		-	-	-	-	-	-	-	-	-	-	-
Other Heritage		-	-	-	-	-	-	-	-	-	-	-
<b>Investment properties</b>		-	-	-	-	-	-	-	-	-	-	-

Description	Ref	Budget Year 2024/25									Budget Year +1	Budget Year +2
		Original Budget	Prior Adjusted	Accum. Funds	Multi-year capital	Unfore. Unavoid.	Nat. or Prov. Govt	Other Adjusts.	Total Adjusts.	Adjusted Budget	Adjusted Budget	Adjusted Budget
		A	7 A1	8 B	9 C	10 D	11 E	12 F	13 G	14 H		
<b>R thousands</b>												
Revenue Generating		-	-	-	-	-	-	-	-	-	-	-
Improved Property		-	-	-	-	-	-	-	-	-	-	-
Unimproved Property		-	-	-	-	-	-	-	-	-	-	-
Non-revenue Generating		-	-	-	-	-	-	-	-	-	-	-
Improved Property		-	-	-	-	-	-	-	-	-	-	-
Unimproved Property		-	-	-	-	-	-	-	-	-	-	-
<b>Other assets</b>		-	-	-	-	-	-	-	-	-	-	-
Operational Buildings		-	-	-	-	-	-	-	-	-	-	-
Municipal Offices		-	-	-	-	-	-	-	-	-	-	-
Pay/Enquiry Points		-	-	-	-	-	-	-	-	-	-	-
Building Plan Offices		-	-	-	-	-	-	-	-	-	-	-
Workshops		-	-	-	-	-	-	-	-	-	-	-
Yards		-	-	-	-	-	-	-	-	-	-	-
Stores		-	-	-	-	-	-	-	-	-	-	-
Laboratories		-	-	-	-	-	-	-	-	-	-	-
Training Centres		-	-	-	-	-	-	-	-	-	-	-
Manufacturing Plant		-	-	-	-	-	-	-	-	-	-	-
Depots		-	-	-	-	-	-	-	-	-	-	-
Capital Spares		-	-	-	-	-	-	-	-	-	-	-
Housing		-	-	-	-	-	-	-	-	-	-	-
Staff Housing		-	-	-	-	-	-	-	-	-	-	-
Social Housing		-	-	-	-	-	-	-	-	-	-	-
Capital Spares		-	-	-	-	-	-	-	-	-	-	-
<b>Biological or Cultivated Assets</b>		-	-	-	-	-	-	-	-	-	-	-
Biological or Cultivated Assets		-	-	-	-	-	-	-	-	-	-	-
<b>Intangible Assets</b>		-	-	-	-	-	-	-	-	-	-	-
Servitudes		-	-	-	-	-	-	-	-	-	-	-
Licences and Rights		-	-	-	-	-	-	-	-	-	-	-
Water Rights		-	-	-	-	-	-	-	-	-	-	-
Effluent Licenses		-	-	-	-	-	-	-	-	-	-	-
Solid Waste Licenses		-	-	-	-	-	-	-	-	-	-	-
Computer Software and Applications		-	-	-	-	-	-	-	-	-	-	-
Load Settlement Software Applications		-	-	-	-	-	-	-	-	-	-	-
Unspecified		-	-	-	-	-	-	-	-	-	-	-
<b>Computer Equipment</b>		-	-	-	-	-	-	-	-	-	-	-
Computer Equipment		-	-	-	-	-	-	-	-	-	-	-
<b>Furniture and Office Equipment</b>		-	-	-	-	-	-	-	-	-	-	-
Furniture and Office Equipment		-	-	-	-	-	-	-	-	-	-	-
<b>Machinery and Equipment</b>		-	-	-	-	-	-	-	-	-	-	-
Machinery and Equipment		-	-	-	-	-	-	-	-	-	-	-
<b>Transport Assets</b>		-	-	-	-	-	-	-	-	-	-	-
Transport Assets		-	-	-	-	-	-	-	-	-	-	-
<b>Land</b>		-	-	-	-	-	-	-	-	-	-	-
Land		-	-	-	-	-	-	-	-	-	-	-
<b>Zoo's, Marine and Non-biological Animals</b>		-	-	-	-	-	-	-	-	-	-	-
Zoo's, Marine and Non-biological Animals		-	-	-	-	-	-	-	-	-	-	-
<b>Living resources</b>		-	-	-	-	-	-	-	-	-	-	-
Mature		-	-	-	-	-	-	-	-	-	-	-
Policing and Protection		-	-	-	-	-	-	-	-	-	-	-
Zoological plants and animals		-	-	-	-	-	-	-	-	-	-	-
Immature		-	-	-	-	-	-	-	-	-	-	-
Policing and Protection		-	-	-	-	-	-	-	-	-	-	-
Zoological plants and animals		-	-	-	-	-	-	-	-	-	-	-
<b>Total Capital Expenditure on renewal of existing assets to be adjusted</b>	1	19 375	20 368	-	-	-	-	-	-	20 368	27 700	19 160

WC032 Overstrand - Supporting Table SB18c Adjustments Budget - expenditure on repairs and maintenance by asset class - 30/04/2025

Description	Ref	Budget Year 2024/25									Budget Year +1	Budget Year +2
		Original Budget	Prior Adjusted	Accum. Funds	Multi-year capital	Unfore. Unavoid.	Nat. or Prov. Govt	Other Adjus.	Total Adjus.	Adjusted Budget	Adjusted Budget	Adjusted Budget
		A	7	8	9	10	11	12	13	14		
			A1	B	C	D	E	F	G	H		
<b>R thousands</b>												
<b>Repairs and maintenance expenditure by Asset Class/Sub-class</b>												
<b>Infrastructure</b>		173 170	182 234	-	-	-	-	-	-	182 234	196 595	208 905
Roads Infrastructure		78 769	79 784	-	-	-	-	-	-	79 784	97 762	103 800
Roads		78 769	79 784	-	-	-	-	-	-	79 784	97 762	103 800
Road Structures		-	-	-	-	-	-	-	-	-	-	-
Road Furniture		-	-	-	-	-	-	-	-	-	-	-
Capital Spares		-	-	-	-	-	-	-	-	-	-	-
Storm water Infrastructure		6 361	11 679	-	-	-	-	-	-	11 679	6 573	6 943
Drainage Collection		-	-	-	-	-	-	-	-	-	-	-
Storm water Conveyance		6 361	11 679	-	-	-	-	-	-	11 679	6 573	6 943
Attenuation		-	-	-	-	-	-	-	-	-	-	-
Electrical Infrastructure		40 144	45 567	-	-	-	-	-	-	45 567	42 117	45 113
Power Plants		-	-	-	-	-	-	-	-	-	-	-
HV Substations		-	-	-	-	-	-	-	-	-	-	-
HV Switching Station		-	-	-	-	-	-	-	-	-	-	-
HV Transmission Conductors		-	-	-	-	-	-	-	-	-	-	-
MV Substations		-	-	-	-	-	-	-	-	-	-	-
MV Switching Stations		-	-	-	-	-	-	-	-	-	-	-
MV Networks		-	-	-	-	-	-	-	-	-	-	-
LV Networks		40 144	45 567	-	-	-	-	-	-	45 567	42 117	45 113
Capital Spares		-	-	-	-	-	-	-	-	-	-	-
Water Supply Infrastructure		24 954	19 116	-	-	-	-	-	-	19 116	26 324	27 936
Dams and Weirs		-	-	-	-	-	-	-	-	-	-	-
Boreholes		-	-	-	-	-	-	-	-	-	-	-
Reservoirs		-	-	-	-	-	-	-	-	-	-	-
Pump Stations		-	-	-	-	-	-	-	-	-	-	-
Water Treatment Works		331	-	-	-	-	-	-	-	-	2 244	2 416
Bulk Mains		-	-	-	-	-	-	-	-	-	-	-
Distribution		21 542	18 075	-	-	-	-	-	-	18 075	22 982	24 361
Distribution Points		3 081	1 042	-	-	-	-	-	-	1 042	1 098	1 159
PRV Stations		-	-	-	-	-	-	-	-	-	-	-
Capital Spares		-	-	-	-	-	-	-	-	-	-	-
Sanitation Infrastructure		14 322	15 431	-	-	-	-	-	-	15 431	14 738	15 395
Pump Station		-	-	-	-	-	-	-	-	-	-	-
Reticulation		8 338	8 522	-	-	-	-	-	-	8 522	8 693	9 285
Waste Water Treatment Works		5 984	6 909	-	-	-	-	-	-	6 909	6 046	6 110
Outfall Sewers		-	-	-	-	-	-	-	-	-	-	-
Toilet Facilities		-	-	-	-	-	-	-	-	-	-	-
Capital Spares		-	-	-	-	-	-	-	-	-	-	-
Solid Waste Infrastructure		8 620	10 658	-	-	-	-	-	-	10 658	9 081	9 717
Landfill Sites		-	-	-	-	-	-	-	-	-	-	-
Waste Transfer Stations		-	-	-	-	-	-	-	-	-	-	-
Waste Processing Facilities		3 100	3 100	-	-	-	-	-	-	3 100	3 333	3 583
Waste Drop-off Points		5 520	7 558	-	-	-	-	-	-	7 558	5 748	6 134
Waste Separation Facilities		-	-	-	-	-	-	-	-	-	-	-
Electricity Generation Facilities		-	-	-	-	-	-	-	-	-	-	-
Capital Spares		-	-	-	-	-	-	-	-	-	-	-
Rail Infrastructure		-	-	-	-	-	-	-	-	-	-	-
Rail Lines		-	-	-	-	-	-	-	-	-	-	-
Rail Structures		-	-	-	-	-	-	-	-	-	-	-
Rail Furniture		-	-	-	-	-	-	-	-	-	-	-
Drainage Collection		-	-	-	-	-	-	-	-	-	-	-
Storm water Conveyance		-	-	-	-	-	-	-	-	-	-	-
Attenuation		-	-	-	-	-	-	-	-	-	-	-
MV Substations		-	-	-	-	-	-	-	-	-	-	-
LV Networks		-	-	-	-	-	-	-	-	-	-	-
Capital Spares		-	-	-	-	-	-	-	-	-	-	-
Coastal Infrastructure		-	-	-	-	-	-	-	-	-	-	-
Sand Pumps		-	-	-	-	-	-	-	-	-	-	-
Piers		-	-	-	-	-	-	-	-	-	-	-
Revetments		-	-	-	-	-	-	-	-	-	-	-
Promenades		-	-	-	-	-	-	-	-	-	-	-
Capital Spares		-	-	-	-	-	-	-	-	-	-	-
Information and Communication Infrastructure		-	-	-	-	-	-	-	-	-	-	-
Data Centres		-	-	-	-	-	-	-	-	-	-	-
Core Layers		-	-	-	-	-	-	-	-	-	-	-
Distribution Layers		-	-	-	-	-	-	-	-	-	-	-
Capital Spares		-	-	-	-	-	-	-	-	-	-	-
<b>Community Assets</b>		66 438	62 985	-	-	-	-	-	-	62 985	64 681	65 035
Community Facilities		49 396	47 904	-	-	-	-	-	-	47 904	44 867	47 630
Halls		7 405	5 113	-	-	-	-	-	-	5 113	4 081	4 363
Centres		-	-	-	-	-	-	-	-	-	-	-
Crèches		-	-	-	-	-	-	-	-	-	-	-
Clinics/Care Centres		-	-	-	-	-	-	-	-	-	-	-
Fire/Ambulance Stations		-	-	-	-	-	-	-	-	-	-	-
Testing Stations		-	-	-	-	-	-	-	-	-	-	-
Museums		-	-	-	-	-	-	-	-	-	-	-
Galleries		-	-	-	-	-	-	-	-	-	-	-
Theatres		-	-	-	-	-	-	-	-	-	-	-
Libraries		1 800	-	-	-	-	-	-	-	-	-	-
Cemeteries/Crematoria		994	2 869	-	-	-	-	-	-	2 869	1 025	1 079
Police		-	-	-	-	-	-	-	-	-	-	-
Parks		33 755	31 945	-	-	-	-	-	-	31 945	34 981	37 156
Public Open Space		4 401	4 667	-	-	-	-	-	-	4 667	3 701	3 887
Nature Reserves		-	-	-	-	-	-	-	-	-	-	-
Public Ablution Facilities		1 041	3 308	-	-	-	-	-	-	3 308	1 078	1 145
Markets		-	-	-	-	-	-	-	-	-	-	-
Stalls		-	-	-	-	-	-	-	-	-	-	-
Abattoirs		-	-	-	-	-	-	-	-	-	-	-
Airports		-	-	-	-	-	-	-	-	-	-	-
Taxi Ranks/Bus Terminals		-	-	-	-	-	-	-	-	-	-	-
Capital Spares		-	-	-	-	-	-	-	-	-	-	-
Sport and Recreation Facilities		17 042	15 081	-	-	-	-	-	-	15 081	19 813	17 405
Indoor Facilities		-	-	-	-	-	-	-	-	-	-	-
Outdoor Facilities		17 042	15 081	-	-	-	-	-	-	15 081	19 813	17 405
Capital Spares		-	-	-	-	-	-	-	-	-	-	-
<b>Heritage assets</b>		-	-	-	-	-	-	-	-	-	-	-
Monuments		-	-	-	-	-	-	-	-	-	-	-
Historic Buildings		-	-	-	-	-	-	-	-	-	-	-
Works of Art		-	-	-	-	-	-	-	-	-	-	-
Conservation Areas		-	-	-	-	-	-	-	-	-	-	-
Other Heritage		-	-	-	-	-	-	-	-	-	-	-
<b>Investment properties</b>		-	-	-	-	-	-	-	-	-	-	-

Description	Ref	Budget Year 2024/25									Budget Year +1	Budget Year +2
		Original Budget	Prior Adjusted	Accum. Funds	Multi-year capital	Unfore. Unavoid.	Nat. or Prov. Govt	Other Adjusts.	Total Adjusts.	Adjusted Budget	Adjusted Budget	Adjusted Budget
		A	7 A1	8 B	9 C	10 D	11 E	12 F	13 G	14 H		
<b>R thousands</b>												
Revenue Generating		-	-	-	-	-	-	-	-	-	-	-
Improved Property		-	-	-	-	-	-	-	-	-	-	-
Unimproved Property		-	-	-	-	-	-	-	-	-	-	-
Non-revenue Generating		-	-	-	-	-	-	-	-	-	-	-
Improved Property		-	-	-	-	-	-	-	-	-	-	-
Unimproved Property		-	-	-	-	-	-	-	-	-	-	-
<b>Other assets</b>		13 758	20 254	-	-	-	-	-	-	20 254	15 299	14 922
Operational Buildings		13 758	20 254	-	-	-	-	-	-	20 254	15 299	14 922
Municipal Offices		13 720	20 254	-	-	-	-	-	-	20 254	15 299	14 922
Pay/Enquiry Points		-	-	-	-	-	-	-	-	-	-	-
Building Plan Offices		-	-	-	-	-	-	-	-	-	-	-
Workshops		-	-	-	-	-	-	-	-	-	-	-
Yards		-	-	-	-	-	-	-	-	-	-	-
Stores		-	-	-	-	-	-	-	-	-	-	-
Laboratories		-	-	-	-	-	-	-	-	-	-	-
Training Centres		-	-	-	-	-	-	-	-	-	-	-
Manufacturing Plant		-	-	-	-	-	-	-	-	-	-	-
Depots		38	-	-	-	-	-	-	-	-	-	-
Capital Spares		-	-	-	-	-	-	-	-	-	-	-
Housing		-	-	-	-	-	-	-	-	-	-	-
Staff Housing		-	-	-	-	-	-	-	-	-	-	-
Social Housing		-	-	-	-	-	-	-	-	-	-	-
Capital Spares		-	-	-	-	-	-	-	-	-	-	-
<b>Biological or Cultivated Assets</b>		-	-	-	-	-	-	-	-	-	-	-
Biological or Cultivated Assets		-	-	-	-	-	-	-	-	-	-	-
<b>Intangible Assets</b>		8 967	9 317	-	-	-	-	-	-	9 317	9 720	10 707
Servitudes		-	-	-	-	-	-	-	-	-	-	-
Licences and Rights		8 967	9 317	-	-	-	-	-	-	9 317	9 720	10 707
Water Rights		-	-	-	-	-	-	-	-	-	-	-
Effluent Licenses		-	-	-	-	-	-	-	-	-	-	-
Solid Waste Licenses		-	-	-	-	-	-	-	-	-	-	-
Computer Software and Applications		8 967	9 317	-	-	-	-	-	-	9 317	9 720	10 707
Load Settlement Software Applications		-	-	-	-	-	-	-	-	-	-	-
Unspecified		-	-	-	-	-	-	-	-	-	-	-
<b>Computer Equipment</b>		2 566	3 026	-	-	-	-	-	-	3 026	2 697	2 858
Computer Equipment		2 566	3 026	-	-	-	-	-	-	3 026	2 697	2 858
<b>Furniture and Office Equipment</b>		7 747	1 682	-	-	-	-	-	-	1 682	1 322	1 339
Furniture and Office Equipment		7 747	1 682	-	-	-	-	-	-	1 682	1 322	1 339
<b>Machinery and Equipment</b>		5 983	7 282	-	-	-	-	-	-	7 282	6 267	6 485
Machinery and Equipment		5 983	7 282	-	-	-	-	-	-	7 282	6 267	6 485
<b>Transport Assets</b>		17 145	31 037	-	-	-	-	-	-	31 037	18 132	19 178
Transport Assets		17 145	31 037	-	-	-	-	-	-	31 037	18 132	19 178
<b>Land</b>		-	-	-	-	-	-	-	-	-	-	-
Land		-	-	-	-	-	-	-	-	-	-	-
<b>Zoo's, Marine and Non-biological Animals</b>		-	-	-	-	-	-	-	-	-	-	-
Zoo's, Marine and Non-biological Animals		-	-	-	-	-	-	-	-	-	-	-
<b>Living resources</b>		-	-	-	-	-	-	-	-	-	-	-
Mature		-	-	-	-	-	-	-	-	-	-	-
Policing and Protection		-	-	-	-	-	-	-	-	-	-	-
Zoological plants and animals		-	-	-	-	-	-	-	-	-	-	-
Immature		-	-	-	-	-	-	-	-	-	-	-
Policing and Protection		-	-	-	-	-	-	-	-	-	-	-
Zoological plants and animals		-	-	-	-	-	-	-	-	-	-	-
<b>Total Repairs and Maintenance Expenditure to be adjusted</b>	1	295 774	317 817	-	-	-	-	-	-	317 817	314 713	329 429

WC032 Overstrand - Supporting Table SB18d Adjustments Budget - depreciation by asset class - 30/04/2025

Description	Ref	Budget Year 2024/25									Budget Year +1	Budget Year +2
		Original Budget	Prior Adjusted	Accum. Funds	Multi-year capital	Unfore. Unavoid.	Nat. or Prov. Govt	Other Adjus.	Total Adjus.	Adjusted Budget	Adjusted Budget	Adjusted Budget
		A	7	8	9	10	11	12	13	14		
<b>R thousands</b>												
<b>Depreciation by Asset Class/Sub-class</b>												
<b>Infrastructure</b>		132 242	132 242	-	-	-	-	-	-	132 242	138 843	145 765
Roads Infrastructure		46 014	46 014	-	-	-	-	-	-	46 014	49 695	53 671
Roads		46 014	46 014	-	-	-	-	-	-	46 014	49 695	53 671
Road Structures		-	-	-	-	-	-	-	-	-	-	-
Road Furniture		-	-	-	-	-	-	-	-	-	-	-
Capital Spares		-	-	-	-	-	-	-	-	-	-	-
Storm water Infrastructure		8 725	8 725	-	-	-	-	-	-	8 725	8 899	9 077
Drainage Collection		8 725	8 725	-	-	-	-	-	-	8 725	8 899	9 077
Storm water Conveyance		-	-	-	-	-	-	-	-	-	-	-
Attenuation		-	-	-	-	-	-	-	-	-	-	-
Electrical Infrastructure		27 643	27 643	-	-	-	-	-	-	27 643	28 196	28 760
Power Plants		-	-	-	-	-	-	-	-	-	-	-
HV Substations		-	-	-	-	-	-	-	-	-	-	-
HV Switching Station		-	-	-	-	-	-	-	-	-	-	-
HV Transmission Conductors		-	-	-	-	-	-	-	-	-	-	-
MV Substations		-	-	-	-	-	-	-	-	-	-	-
MV Switching Stations		-	-	-	-	-	-	-	-	-	-	-
MV Networks		-	-	-	-	-	-	-	-	-	-	-
LV Networks		27 643	27 643	-	-	-	-	-	-	27 643	28 196	28 760
Capital Spares		-	-	-	-	-	-	-	-	-	-	-
Water Supply Infrastructure		25 050	25 050	-	-	-	-	-	-	25 050	26 052	27 094
Dams and Weirs		-	-	-	-	-	-	-	-	-	-	-
Boreholes		-	-	-	-	-	-	-	-	-	-	-
Reservoirs		-	-	-	-	-	-	-	-	-	-	-
Pump Stations		-	-	-	-	-	-	-	-	-	-	-
Water Treatment Works		-	-	-	-	-	-	-	-	-	-	-
Bulk Mains		-	-	-	-	-	-	-	-	-	-	-
Distribution		25 050	25 050	-	-	-	-	-	-	25 050	26 052	27 094
Distribution Points		-	-	-	-	-	-	-	-	-	-	-
PRV Stations		-	-	-	-	-	-	-	-	-	-	-
Capital Spares		-	-	-	-	-	-	-	-	-	-	-
Sanitation Infrastructure		21 502	21 502	-	-	-	-	-	-	21 502	22 577	23 706
Pump Station		-	-	-	-	-	-	-	-	-	-	-
Reticulation		-	-	-	-	-	-	-	-	-	-	-
Waste Water Treatment Works		21 502	21 502	-	-	-	-	-	-	21 502	22 577	23 706
Outfall Sewers		-	-	-	-	-	-	-	-	-	-	-
Toilet Facilities		-	-	-	-	-	-	-	-	-	-	-
Capital Spares		-	-	-	-	-	-	-	-	-	-	-
Solid Waste Infrastructure		3 307	3 307	-	-	-	-	-	-	3 307	3 423	3 457
Landfill Sites		3 307	3 307	-	-	-	-	-	-	3 307	3 423	3 457
Waste Transfer Stations		-	-	-	-	-	-	-	-	-	-	-
Waste Processing Facilities		-	-	-	-	-	-	-	-	-	-	-
Waste Drop-off Points		-	-	-	-	-	-	-	-	-	-	-
Waste Separation Facilities		-	-	-	-	-	-	-	-	-	-	-
Electricity Generation Facilities		-	-	-	-	-	-	-	-	-	-	-
Capital Spares		-	-	-	-	-	-	-	-	-	-	-
Rail Infrastructure		-	-	-	-	-	-	-	-	-	-	-
Rail Lines		-	-	-	-	-	-	-	-	-	-	-
Rail Structures		-	-	-	-	-	-	-	-	-	-	-
Rail Furniture		-	-	-	-	-	-	-	-	-	-	-
Drainage Collection		-	-	-	-	-	-	-	-	-	-	-
Storm water Conveyance		-	-	-	-	-	-	-	-	-	-	-
Attenuation		-	-	-	-	-	-	-	-	-	-	-
MV Substations		-	-	-	-	-	-	-	-	-	-	-
LV Networks		-	-	-	-	-	-	-	-	-	-	-
Capital Spares		-	-	-	-	-	-	-	-	-	-	-
Coastal Infrastructure		-	-	-	-	-	-	-	-	-	-	-
Sand Pumps		-	-	-	-	-	-	-	-	-	-	-
Piers		-	-	-	-	-	-	-	-	-	-	-
Revetments		-	-	-	-	-	-	-	-	-	-	-
Promenades		-	-	-	-	-	-	-	-	-	-	-
Capital Spares		-	-	-	-	-	-	-	-	-	-	-
Information and Communication Infrastructure		-	-	-	-	-	-	-	-	-	-	-
Data Centres		-	-	-	-	-	-	-	-	-	-	-
Core Layers		-	-	-	-	-	-	-	-	-	-	-
Distribution Layers		-	-	-	-	-	-	-	-	-	-	-
Capital Spares		-	-	-	-	-	-	-	-	-	-	-
<b>Community Assets</b>		13 817	13 817	-	-	-	-	-	-	13 817	15 199	16 720
Community Facilities		13 817	13 817	-	-	-	-	-	-	13 817	15 199	16 720
Halls		13 817	13 817	-	-	-	-	-	-	13 817	15 199	16 720
Centres		-	-	-	-	-	-	-	-	-	-	-
Crèches		-	-	-	-	-	-	-	-	-	-	-
Clinics/Care Centres		-	-	-	-	-	-	-	-	-	-	-
Fire/Ambulance Stations		-	-	-	-	-	-	-	-	-	-	-
Testing Stations		-	-	-	-	-	-	-	-	-	-	-
Museums		-	-	-	-	-	-	-	-	-	-	-
Galleries		-	-	-	-	-	-	-	-	-	-	-
Theatres		-	-	-	-	-	-	-	-	-	-	-
Libraries		-	-	-	-	-	-	-	-	-	-	-
Cemeteries/Crematoria		-	-	-	-	-	-	-	-	-	-	-
Police		-	-	-	-	-	-	-	-	-	-	-
Parks		-	-	-	-	-	-	-	-	-	-	-
Public Open Space		-	-	-	-	-	-	-	-	-	-	-
Nature Reserves		-	-	-	-	-	-	-	-	-	-	-
Public Ablution Facilities		-	-	-	-	-	-	-	-	-	-	-
Markets		-	-	-	-	-	-	-	-	-	-	-
Stalls		-	-	-	-	-	-	-	-	-	-	-
Abattoirs		-	-	-	-	-	-	-	-	-	-	-
Airports		-	-	-	-	-	-	-	-	-	-	-
Taxi Ranks/Bus Terminals		-	-	-	-	-	-	-	-	-	-	-
Capital Spares		-	-	-	-	-	-	-	-	-	-	-
Sport and Recreation Facilities		-	-	-	-	-	-	-	-	-	-	-
Indoor Facilities		-	-	-	-	-	-	-	-	-	-	-
Outdoor Facilities		-	-	-	-	-	-	-	-	-	-	-
Capital Spares		-	-	-	-	-	-	-	-	-	-	-
<b>Heritage assets</b>		-	-	-	-	-	-	-	-	-	-	-
Monuments		-	-	-	-	-	-	-	-	-	-	-
Historic Buildings		-	-	-	-	-	-	-	-	-	-	-
Works of Art		-	-	-	-	-	-	-	-	-	-	-
Conservation Areas		-	-	-	-	-	-	-	-	-	-	-
Other Heritage		-	-	-	-	-	-	-	-	-	-	-
<b>Investment properties</b>		-	-	-	-	-	-	-	-	-	-	-

Description	Ref	Budget Year 2024/25									Budget Year +1	Budget Year +2
		Original Budget	Prior Adjusted	Accum. Funds	Multi-year capital	Unfore. Unavoid.	Nat. or Prov. Govt	Other Adjusts.	Total Adjusts.	Adjusted Budget	Adjusted Budget	Adjusted Budget
		A	7 A1	8 B	9 C	10 D	11 E	12 F	13 G	14 H		
<b>R thousands</b>												
Revenue Generating		-	-	-	-	-	-	-	-	-	-	-
Improved Property		-	-	-	-	-	-	-	-	-	-	-
Unimproved Property		-	-	-	-	-	-	-	-	-	-	-
Non-revenue Generating		-	-	-	-	-	-	-	-	-	-	-
Improved Property		-	-	-	-	-	-	-	-	-	-	-
Unimproved Property		-	-	-	-	-	-	-	-	-	-	-
<b>Other assets</b>		3 538	3 538	-	-	-	-	-	-	3 538	3 538	3 538
Operational Buildings		3 538	3 538	-	-	-	-	-	-	3 538	3 538	3 538
Municipal Offices		3 538	3 538	-	-	-	-	-	-	3 538	3 538	3 538
Pay/Enquiry Points		-	-	-	-	-	-	-	-	-	-	-
Building Plan Offices		-	-	-	-	-	-	-	-	-	-	-
Workshops		-	-	-	-	-	-	-	-	-	-	-
Yards		-	-	-	-	-	-	-	-	-	-	-
Stores		-	-	-	-	-	-	-	-	-	-	-
Laboratories		-	-	-	-	-	-	-	-	-	-	-
Training Centres		-	-	-	-	-	-	-	-	-	-	-
Manufacturing Plant		-	-	-	-	-	-	-	-	-	-	-
Depots		-	-	-	-	-	-	-	-	-	-	-
Capital Spares		-	-	-	-	-	-	-	-	-	-	-
Housing		-	-	-	-	-	-	-	-	-	-	-
Staff Housing		-	-	-	-	-	-	-	-	-	-	-
Social Housing		-	-	-	-	-	-	-	-	-	-	-
Capital Spares		-	-	-	-	-	-	-	-	-	-	-
<b>Biological or Cultivated Assets</b>		-	-	-	-	-	-	-	-	-	-	-
Biological or Cultivated Assets		-	-	-	-	-	-	-	-	-	-	-
<b>Intangible Assets</b>		271	271	-	-	-	-	-	-	271	290	311
Servitudes		-	-	-	-	-	-	-	-	-	-	-
Licences and Rights		271	271	-	-	-	-	-	-	271	290	311
Water Rights		-	-	-	-	-	-	-	-	-	-	-
Effluent Licenses		-	-	-	-	-	-	-	-	-	-	-
Solid Waste Licenses		-	-	-	-	-	-	-	-	-	-	-
Computer Software and Applications		271	271	-	-	-	-	-	-	271	290	311
Load Settlement Software Applications		-	-	-	-	-	-	-	-	-	-	-
Unspecified		-	-	-	-	-	-	-	-	-	-	-
<b>Computer Equipment</b>		-	-	-	-	-	-	-	-	-	-	-
Computer Equipment		-	-	-	-	-	-	-	-	-	-	-
<b>Furniture and Office Equipment</b>		2 316	2 316	-	-	-	-	-	-	2 316	2 547	2 802
Furniture and Office Equipment		2 316	2 316	-	-	-	-	-	-	2 316	2 547	2 802
<b>Machinery and Equipment</b>		1 473	1 473	-	-	-	-	-	-	1 473	1 621	1 783
Machinery and Equipment		1 473	1 473	-	-	-	-	-	-	1 473	1 621	1 783
<b>Transport Assets</b>		4 716	4 716	-	-	-	-	-	-	4 716	5 131	5 587
Transport Assets		4 716	4 716	-	-	-	-	-	-	4 716	5 131	5 587
<b>Land</b>		-	-	-	-	-	-	-	-	-	-	-
Land		-	-	-	-	-	-	-	-	-	-	-
<b>Zoo's, Marine and Non-biological Animals</b>		68	68	-	-	-	-	-	-	68	68	68
Zoo's, Marine and Non-biological Animals		68	68	-	-	-	-	-	-	68	68	68
<b>Living resources</b>		-	-	-	-	-	-	-	-	-	-	-
Mature		-	-	-	-	-	-	-	-	-	-	-
Policing and Protection		-	-	-	-	-	-	-	-	-	-	-
Zoological plants and animals		-	-	-	-	-	-	-	-	-	-	-
Immature		-	-	-	-	-	-	-	-	-	-	-
Policing and Protection		-	-	-	-	-	-	-	-	-	-	-
Zoological plants and animals		-	-	-	-	-	-	-	-	-	-	-
<b>Total Depreciation to be adjusted</b>	1	158 441	158 441	-	-	-	-	-	-	158 441	167 237	176 574

WC032 Overstrand - Adjustments Budget - capital expenditure on upgrading of existing assets by asset class - 30/04/2025

Description	Ref	Budget Year 2024/25									Budget Year +1	Budget Year +2
		Original Budget	Prior Adjusted	Accum. Funds	Multi-year capital	Unfore. Unavoid.	Nat. or Prov. Govt	Other Adjusts.	Total Adjusts.	Adjusted Budget	Adjusted Budget	Adjusted Budget
R thousands		A	7 A1	8 B	9 C	10 D	11 E	12 F	13 G	14 H		
<b>Capital expenditure on upgrading of existing assets by Asset Class/Sub-class</b>												
<b>Infrastructure</b>		41 609	43 609	-	-	-	-	-	-	43 609	42 100	39 500
Roads Infrastructure		-	-	-	-	-	-	-	-	-	-	-
Roads		-	-	-	-	-	-	-	-	-	-	-
Road Structures		-	-	-	-	-	-	-	-	-	-	-
Road Furniture		-	-	-	-	-	-	-	-	-	-	-
Capital Spares		-	-	-	-	-	-	-	-	-	-	-
Storm water Infrastructure		-	-	-	-	-	-	-	-	-	-	-
Drainage Collection		-	-	-	-	-	-	-	-	-	-	-
Storm water Conveyance		-	-	-	-	-	-	-	-	-	-	-
Attenuation		-	-	-	-	-	-	-	-	-	-	-
Electrical Infrastructure		15 464	15 464	-	-	-	-	-	-	15 464	18 500	15 000
Power Plants		-	-	-	-	-	-	-	-	-	-	-
HV Substations		-	-	-	-	-	-	-	-	-	-	-
HV Switching Station		-	-	-	-	-	-	-	-	-	-	-
HV Transmission Conductors		-	-	-	-	-	-	-	-	-	-	-
MV Substations		-	-	-	-	-	-	-	-	-	-	-
MV Switching Stations		-	-	-	-	-	-	-	-	-	-	-
MV Networks		15 464	15 464	-	-	-	-	-	-	15 464	18 500	15 000
LV Networks		-	-	-	-	-	-	-	-	-	-	-
Capital Spares		-	-	-	-	-	-	-	-	-	-	-
Water Supply Infrastructure		500	500	-	-	-	-	-	-	500	500	500
Dams and Weirs		-	-	-	-	-	-	-	-	-	-	-
Boreholes		-	-	-	-	-	-	-	-	-	-	-
Reservoirs		-	-	-	-	-	-	-	-	-	-	-
Pump Stations		-	-	-	-	-	-	-	-	-	-	-
Water Treatment Works		-	-	-	-	-	-	-	-	-	-	-
Bulk Mains		-	-	-	-	-	-	-	-	-	-	-
Distribution		500	500	-	-	-	-	-	-	500	500	500
Distribution Points		-	-	-	-	-	-	-	-	-	-	-
PRV Stations		-	-	-	-	-	-	-	-	-	-	-
Capital Spares		-	-	-	-	-	-	-	-	-	-	-
Sanitation Infrastructure		25 621	27 621	-	-	-	-	-	-	27 621	23 100	24 000
Pump Station		11 026	13 026	-	-	-	-	-	-	13 026	10 000	7 000
Reticulation		600	600	-	-	-	-	-	-	600	600	-
Waste Water Treatment Works		13 995	13 995	-	-	-	-	-	-	13 995	12 500	17 000
Outfall Sewers		-	-	-	-	-	-	-	-	-	-	-
Toilet Facilities		-	-	-	-	-	-	-	-	-	-	-
Capital Spares		-	-	-	-	-	-	-	-	-	-	-
Solid Waste Infrastructure		25	25	-	-	-	-	-	-	25	-	-
Landfill Sites		-	-	-	-	-	-	-	-	-	-	-
Waste Transfer Stations		-	-	-	-	-	-	-	-	-	-	-
Waste Processing Facilities		-	-	-	-	-	-	-	-	-	-	-
Waste Drop-off Points		25	25	-	-	-	-	-	-	25	-	-
Waste Separation Facilities		-	-	-	-	-	-	-	-	-	-	-
Electricity Generation Facilities		-	-	-	-	-	-	-	-	-	-	-
Capital Spares		-	-	-	-	-	-	-	-	-	-	-
Rail Infrastructure		-	-	-	-	-	-	-	-	-	-	-
Rail Lines		-	-	-	-	-	-	-	-	-	-	-
Rail Structures		-	-	-	-	-	-	-	-	-	-	-
Rail Furniture		-	-	-	-	-	-	-	-	-	-	-
Drainage Collection		-	-	-	-	-	-	-	-	-	-	-
Storm water Conveyance		-	-	-	-	-	-	-	-	-	-	-
Attenuation		-	-	-	-	-	-	-	-	-	-	-
MV Substations		-	-	-	-	-	-	-	-	-	-	-
LV Networks		-	-	-	-	-	-	-	-	-	-	-
Capital Spares		-	-	-	-	-	-	-	-	-	-	-
Coastal Infrastructure		-	-	-	-	-	-	-	-	-	-	-
Sand Pumps		-	-	-	-	-	-	-	-	-	-	-
Piers		-	-	-	-	-	-	-	-	-	-	-
Revetments		-	-	-	-	-	-	-	-	-	-	-
Promenades		-	-	-	-	-	-	-	-	-	-	-
Capital Spares		-	-	-	-	-	-	-	-	-	-	-
Information and Communication Infrastructure		-	-	-	-	-	-	-	-	-	-	-
Data Centres		-	-	-	-	-	-	-	-	-	-	-
Core Layers		-	-	-	-	-	-	-	-	-	-	-
Distribution Layers		-	-	-	-	-	-	-	-	-	-	-
Capital Spares		-	-	-	-	-	-	-	-	-	-	-
<b>Community Assets</b>		9 900	10 190	-	-	-	-	-	-	10 190	10 241	7 183
Community Facilities		-	-	-	-	-	-	-	-	-	-	-
Halls		-	-	-	-	-	-	-	-	-	-	-
Centres		-	-	-	-	-	-	-	-	-	-	-
Crèches		-	-	-	-	-	-	-	-	-	-	-
Clinics/Care Centres		-	-	-	-	-	-	-	-	-	-	-
Fire/Ambulance Stations		-	-	-	-	-	-	-	-	-	-	-
Testing Stations		-	-	-	-	-	-	-	-	-	-	-
Museums		-	-	-	-	-	-	-	-	-	-	-
Galleries		-	-	-	-	-	-	-	-	-	-	-
Theatres		-	-	-	-	-	-	-	-	-	-	-
Libraries		-	-	-	-	-	-	-	-	-	-	-
Cemeteries/Crematoria		-	-	-	-	-	-	-	-	-	-	-
Police		-	-	-	-	-	-	-	-	-	-	-
Parks		-	-	-	-	-	-	-	-	-	-	-
Public Open Space		-	-	-	-	-	-	-	-	-	-	-
Nature Reserves		-	-	-	-	-	-	-	-	-	-	-
Public Ablution Facilities		-	-	-	-	-	-	-	-	-	-	-
Markets		-	-	-	-	-	-	-	-	-	-	-
Stalls		-	-	-	-	-	-	-	-	-	-	-
Abattoirs		-	-	-	-	-	-	-	-	-	-	-
Airports		-	-	-	-	-	-	-	-	-	-	-
Taxi Ranks/Bus Terminals		-	-	-	-	-	-	-	-	-	-	-
Capital Spares		-	-	-	-	-	-	-	-	-	-	-
Sport and Recreation Facilities		9 900	10 190	-	-	-	-	-	-	10 190	10 241	7 183
Indoor Facilities		-	-	-	-	-	-	-	-	-	-	-
Outdoor Facilities		9 900	10 190	-	-	-	-	-	-	10 190	10 241	7 183
Capital Spares		-	-	-	-	-	-	-	-	-	-	-
<b>Heritage assets</b>		-	-	-	-	-	-	-	-	-	-	-
Monuments		-	-	-	-	-	-	-	-	-	-	-
Historic Buildings		-	-	-	-	-	-	-	-	-	-	-
Works of Art		-	-	-	-	-	-	-	-	-	-	-
Conservation Areas		-	-	-	-	-	-	-	-	-	-	-
Other Heritage		-	-	-	-	-	-	-	-	-	-	-
<b>Investment properties</b>		-	-	-	-	-	-	-	-	-	-	-

Description	Ref	Budget Year 2024/25									Budget Year +1	Budget Year +2
		Original Budget	Prior Adjusted	Accum. Funds	Multi-year capital	Unfore. Unavoid.	Nat. or Prov. Govt	Other Adjusts.	Total Adjusts.	Adjusted Budget	Adjusted Budget	Adjusted Budget
		A	7 A1	8 B	9 C	10 D	11 E	12 F	13 G	14 H		
<b>R thousands</b>												
Revenue Generating		-	-	-	-	-	-	-	-	-	-	-
Improved Property		-	-	-	-	-	-	-	-	-	-	-
Unimproved Property		-	-	-	-	-	-	-	-	-	-	-
Non-revenue Generating		-	-	-	-	-	-	-	-	-	-	-
Improved Property		-	-	-	-	-	-	-	-	-	-	-
Unimproved Property		-	-	-	-	-	-	-	-	-	-	-
<b>Other assets</b>		-	-	-	-	-	-	-	-	-	-	-
Operational Buildings		-	-	-	-	-	-	-	-	-	-	-
Municipal Offices		-	-	-	-	-	-	-	-	-	-	-
Pay/Enquiry Points		-	-	-	-	-	-	-	-	-	-	-
Building Plan Offices		-	-	-	-	-	-	-	-	-	-	-
Workshops		-	-	-	-	-	-	-	-	-	-	-
Yards		-	-	-	-	-	-	-	-	-	-	-
Stores		-	-	-	-	-	-	-	-	-	-	-
Laboratories		-	-	-	-	-	-	-	-	-	-	-
Training Centres		-	-	-	-	-	-	-	-	-	-	-
Manufacturing Plant		-	-	-	-	-	-	-	-	-	-	-
Depots		-	-	-	-	-	-	-	-	-	-	-
Capital Spares		-	-	-	-	-	-	-	-	-	-	-
Housing		-	-	-	-	-	-	-	-	-	-	-
Staff Housing		-	-	-	-	-	-	-	-	-	-	-
Social Housing		-	-	-	-	-	-	-	-	-	-	-
Capital Spares		-	-	-	-	-	-	-	-	-	-	-
<b>Biological or Cultivated Assets</b>		-	-	-	-	-	-	-	-	-	-	-
Biological or Cultivated Assets		-	-	-	-	-	-	-	-	-	-	-
<b>Intangible Assets</b>		-	-	-	-	-	-	-	-	-	-	-
Servitudes		-	-	-	-	-	-	-	-	-	-	-
Licences and Rights		-	-	-	-	-	-	-	-	-	-	-
Water Rights		-	-	-	-	-	-	-	-	-	-	-
Effluent Licenses		-	-	-	-	-	-	-	-	-	-	-
Solid Waste Licenses		-	-	-	-	-	-	-	-	-	-	-
Computer Software and Applications		-	-	-	-	-	-	-	-	-	-	-
Load Settlement Software Applications		-	-	-	-	-	-	-	-	-	-	-
Unspecified		-	-	-	-	-	-	-	-	-	-	-
<b>Computer Equipment</b>		-	-	-	-	-	-	-	-	-	-	-
Computer Equipment		-	-	-	-	-	-	-	-	-	-	-
<b>Furniture and Office Equipment</b>		-	-	-	-	-	-	-	-	-	-	-
Furniture and Office Equipment		-	-	-	-	-	-	-	-	-	-	-
<b>Machinery and Equipment</b>		-	-	-	-	-	-	-	-	-	-	-
Machinery and Equipment		-	-	-	-	-	-	-	-	-	-	-
<b>Transport Assets</b>		-	-	-	-	-	-	-	-	-	-	-
Transport Assets		-	-	-	-	-	-	-	-	-	-	-
<b>Land</b>		-	-	-	-	-	-	-	-	-	-	-
Land		-	-	-	-	-	-	-	-	-	-	-
<b>Zoo's, Marine and Non-biological Animals</b>		-	-	-	-	-	-	-	-	-	-	-
Zoo's, Marine and Non-biological Animals		-	-	-	-	-	-	-	-	-	-	-
<b>Living resources</b>		-	-	-	-	-	-	-	-	-	-	-
Mature		-	-	-	-	-	-	-	-	-	-	-
Policing and Protection		-	-	-	-	-	-	-	-	-	-	-
Zoological plants and animals		-	-	-	-	-	-	-	-	-	-	-
Immature		-	-	-	-	-	-	-	-	-	-	-
Policing and Protection		-	-	-	-	-	-	-	-	-	-	-
Zoological plants and animals		-	-	-	-	-	-	-	-	-	-	-
<b>Total Capital Expenditure on upgrading of existing assets to be adjusted</b>	1	51 509	53 800	-	-	-	-	-	-	53 800	52 341	46 683

WC032 Overstrand - Supporting Table SB19 List of capital programmes and projects affected by Adjustments Budget - 30/04/2025


Municipal Vote/Capital project	Program/Project description	IDP Goal Code	Individually Approved Yes/No	Asset Class	Asset Sub-Class	GPS co-ordinates	Medium Term Revenue and Expenditure Framework							
							Budget Year 2024/25		Budget Year +1 2025/26		Budget Year +2 2026/27			
							Original Budget	Adjusted Budget	Original Budget	Adjusted Budget	Original Budget	Adjusted Budget		
R thousand		3	6	4	4	5								
Parent municipality:														
<i>List all capital programs/projects grouped by Municipal Vote</i>														
FINANCE AND ADMINISTRATION	DISASTER RECOVERY SERVER SAMRAS	2	Yes	Information and Communication Infrastructure	Computers - hardware/equipment	19,248734 , -34,414272	-	300						
WATER	UPGRADE HERMANUS WELL FIELDS PHASE 2(F/2)	2	Yes	Water Supply Infrastructure	Water Treatment Works	19,237° E Degrees ,34,376° S Degrees	8 000	5 925						
Entities:														
<i>List all capital programs/projects grouped by Municipal Entity</i>														
Entity Name														
Project name														

**QUALITY CERTIFICATE**

I, DGI O'Neill, the Municipal Manager of Overstrand Municipality hereby certify that the **3<sup>rd</sup> Adjustments Budget for 2024/2025** and supporting documentation have been prepared in accordance with the Municipal Finance Management Act and the regulations made under the Act, and that the adjustments budget and supporting documentation are consistent with the Integrated Development Plan of the municipality.

Print Name **DGI O'Neill**

Municipal manager of **Overstrand Municipality (WC032)**

Signature 

Date 23 April 2025

**8. URGENT MATTERS SUBMITTED BY THE MUNICIPAL MANAGER (IF ANY)**

**9. CONSIDERATION OF NOTICES OF MOTIONS / QUESTIONS**

At the time of the closing of the agenda, no notices of motions/questions were received.

**10. CONSIDERATION OF MOTIONS OF EXIGENCY (IF ANY)**